

Session Name: New Session 10-7-2014 8-00 PM

Date Created: 10/7/2014 4:52:07 PM

Active Participants: 101 of 101

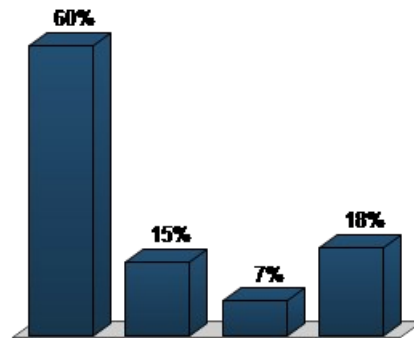
Average Score: 0.00%

Questions: 13

Results By Question

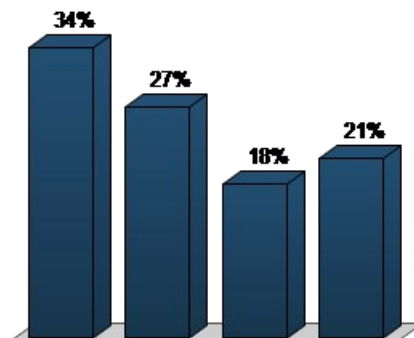
1.) I like to drink coffee (Multiple Choice)

| | Responses | |
|-------------------|-------------|-----------|
| | Percent | Count |
| Strongly Agree | 59.6% | 59 |
| Agree | 15.15% | 15 |
| Disagree | 7.07% | 7 |
| Strongly Disagree | 18.18% | 18 |
| Totals | 100% | 99 |



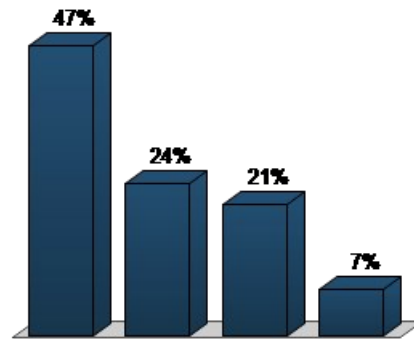
2.) Which area do you live in? (Multiple Choice)

| | Responses | |
|-----------------------------------|-------------|------------|
| | Percent | Count |
| Providence Country Club | 34% | 34 |
| Stone Creek Ranch | 27% | 27 |
| Other neighborhood north of I-485 | 18% | 18 |
| Other neighborhood south of I-485 | 21% | 21 |
| Totals | 100% | 100 |



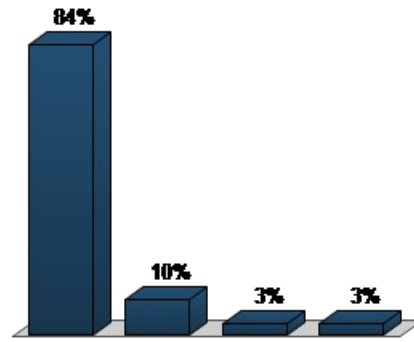
3.) I would like to see more options to work in the area (Multiple Choice)

| | Responses | |
|-------------------|-------------|-----------|
| | Percent | Count |
| Strongly Agree | 46.81% | 44 |
| Agree | 24.47% | 23 |
| Disagree | 21.28% | 20 |
| Strongly Disagree | 7.45% | 7 |
| Totals | 100% | 94 |



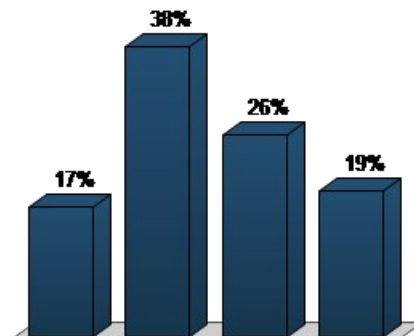
4.) Increased traffic is a concern for me (Multiple Choice)

| | Responses | |
|-------------------|-------------|-----------|
| | Percent | Count |
| Strongly Agree | 83.51% | 81 |
| Agree | 10.31% | 10 |
| Disagree | 3.09% | 3 |
| Strongly Disagree | 3.09% | 3 |
| Totals | 100% | 97 |



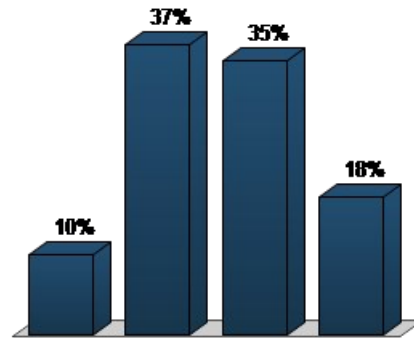
5.) Traffic is only an issue during the morning and afternoon commute (Multiple Choice)

| | Responses | |
|-------------------|-------------|-----------|
| | Percent | Count |
| Strongly Agree | 16.84% | 16 |
| Agree | 37.89% | 36 |
| Disagree | 26.32% | 25 |
| Strongly Disagree | 18.95% | 18 |
| Totals | 100% | 95 |



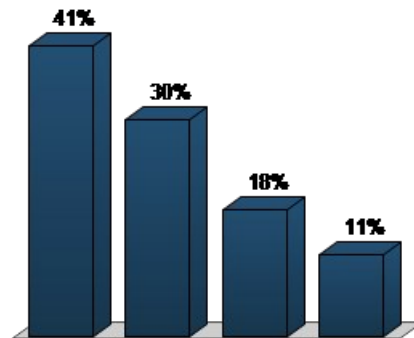
6.) Traffic is not an issue at off-peak times (those other than morning/afternoon commute) (Multiple Choice)

| | Responses | |
|-------------------|-------------|-----------|
| | Percent | Count |
| Strongly Agree | 10.31% | 10 |
| Agree | 37.11% | 36 |
| Disagree | 35.05% | 34 |
| Strongly Disagree | 17.53% | 17 |
| Totals | 100% | 97 |



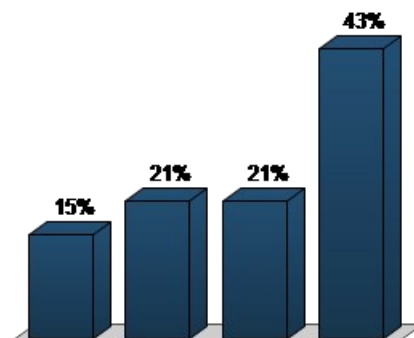
7.) I would like to see more retail/shopping/dining opportunities in the area (Multiple Choice)

| | Responses | |
|-------------------|-------------|-----------|
| | Percent | Count |
| Strongly Agree | 40.62% | 39 |
| Agree | 30.21% | 29 |
| Disagree | 17.71% | 17 |
| Strongly Disagree | 11.46% | 11 |
| Totals | 100% | 96 |



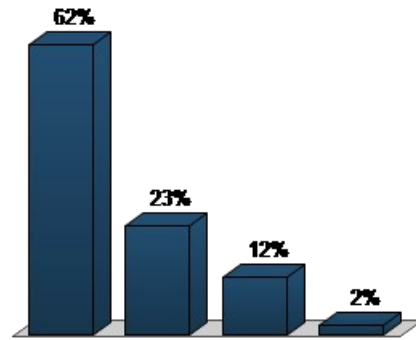
8.) I would like to see a mix of housing types/options in the area (Multiple Choice)

| | Responses | |
|-------------------|-------------|-----------|
| | Percent | Count |
| Strongly Agree | 15.46% | 15 |
| Agree | 20.62% | 20 |
| Disagree | 20.62% | 20 |
| Strongly Disagree | 43.3% | 42 |
| Totals | 100% | 97 |



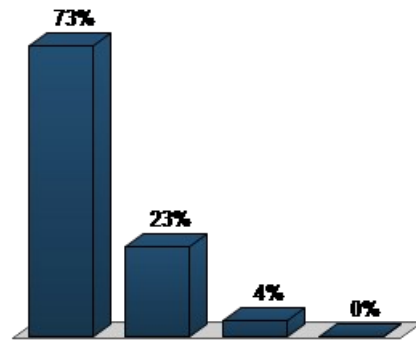
9.) I believe there are a lack of adequate community services in the area (schools, police, fire) (Multiple Choice)

| | Responses | |
|-------------------|-------------|-----------|
| | Percent | Count |
| Strongly Agree | 62.24% | 61 |
| Agree | 23.47% | 23 |
| Disagree | 12.24% | 12 |
| Strongly Disagree | 2.04% | 2 |
| Totals | 100% | 98 |



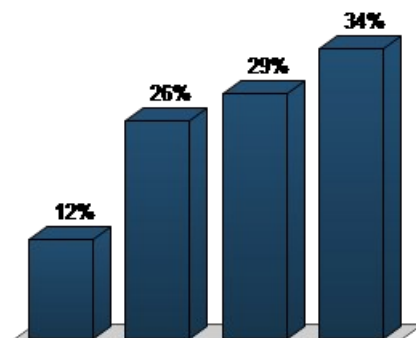
10.) I believe additional classroom space is needed in the area (Multiple Choice)

| | Responses | |
|-------------------|-------------|-----------|
| | Percent | Count |
| Strongly Agree | 73.2% | 71 |
| Agree | 22.68% | 22 |
| Disagree | 4.12% | 4 |
| Strongly Disagree | 0% | 0 |
| Totals | 100% | 97 |



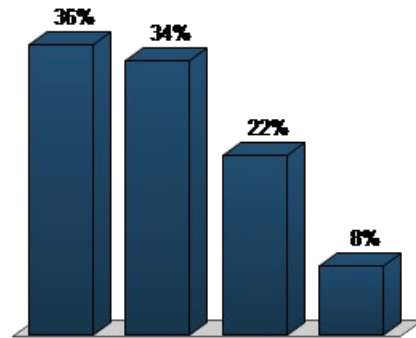
11.) I would like to see the Golf Links site used for single-family development (Multiple Choice)

| | Responses | |
|-------------------|-------------|-----------|
| | Percent | Count |
| Strongly Agree | 11.7% | 11 |
| Agree | 25.53% | 24 |
| Disagree | 28.72% | 27 |
| Strongly Disagree | 34.04% | 32 |
| Totals | 100% | 94 |



12.) I would like to see a mix of uses (dining, shopping, office, residential) on the Golf Links site (Multiple Choice)

| | Responses | |
|-------------------|-------------|-----------|
| | Percent | Count |
| Strongly Agree | 35.79% | 34 |
| Agree | 33.68% | 32 |
| Disagree | 22.11% | 21 |
| Strongly Disagree | 8.42% | 8 |
| Totals | 100% | 95 |



13.) My biggest concern for the area is: (Multiple Choice)

| | Responses | |
|--|-------------|-----------|
| | Percent | Count |
| Traffic | 56.7% | 55 |
| Overcrowded Schools | 24.74% | 24 |
| Safety | 3.09% | 3 |
| Lack of opportunities to work, shop and dine | 15.46% | 15 |
| Totals | 100% | 97 |

