

SITE MAP **SIGN T3**

RPS SIGNS

3108 Monroe Road
Charlotte, N.C. 28205
Ph: 704.344.8552 Fax: 704.375.8081
www.rpsigns.net

CUSTOMER: Presbyterian Medical Tower
LOCATION: 1800 E. 4th St. Charlotte, NC 28204
PROJECT: New Campus Signage - Exterior
CONTACT NAME: Joy Greear
EMAIL: ajgreear@novanthealth.org

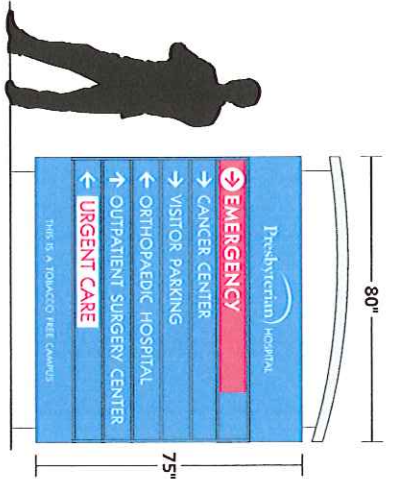
DATE: 3/20/12
QUOTE #:
DRAWN BY: SP



All ideas, designs and arrangements expressed on this drawing are the exclusive property of RPS Sign Systems until purchased and any reproduction or use without written consent is prohibited.



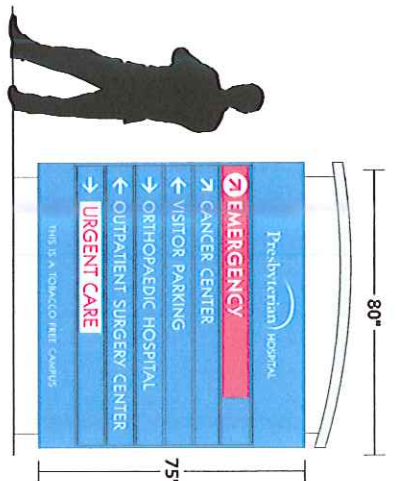
EXISTING



PROPOSED



EXISTING



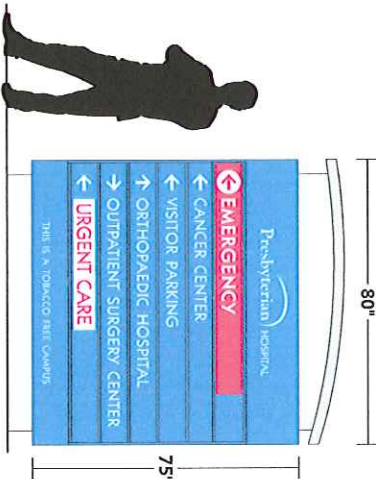
PROPOSED

SIDE A
41.67 SQ. FT. FACE

SIDE B
41.67 SQ. FT. FACE

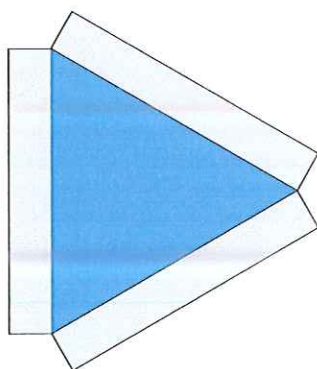


EXISTING

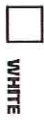


PROPOSED

SIDE C
41.67 SQ. FT. FACE



TOP VIEW



SIGN T3

95" HIGH x 80" WIDE

LED INTERNALLY ILLUMINATED, 41.67 SQ. FT. FACE • THREE-SIDED



RP SIGNS

3108 Monroe Road
Charlotte, N.C. 28205
Ph: 704.344.8552 Fax: 704.375.8081
www.rpsigns.net

CUSTOMER: Presbyterian Medical Tower

LOCATION: 1800 E. 4th St. Charlotte, NC 28204

PROJECT: New Campus Signage - Exterior

CONTACT NAME: Joy Greear

EMAIL: ajgreear@novanthealth.org

DATE: 3/21/12

QUOTE #:

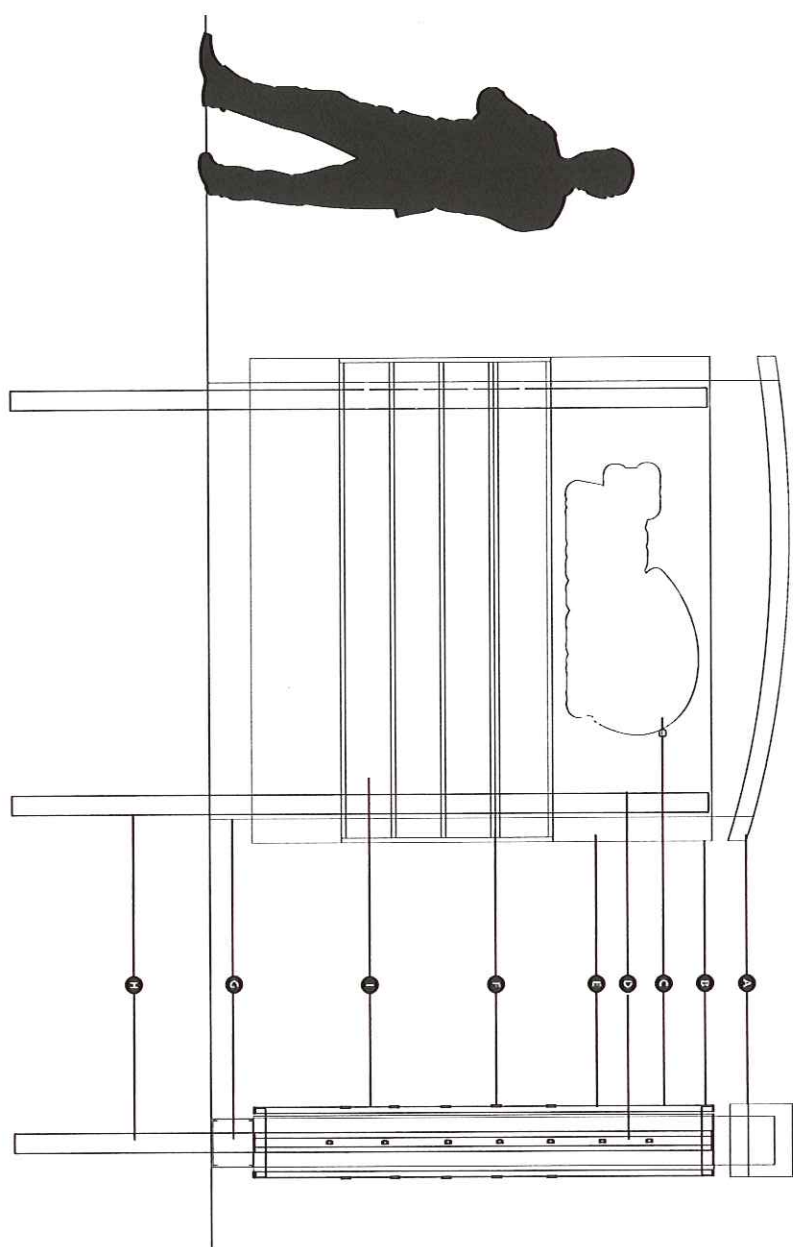
DRAWN BY: SP

All ideas, designs and arrangements expressed on this drawing are the exclusive property of RP Sign Systems until purchased and any reproduction or use without written consent is prohibited.



INTERNAL SPECIFICATIONS:

- A .125" THICK CNC CUT FABRICATED ALUMINUM
- B ALL WELDED SEAMLESS CONSTRUCTION
- C 3" x 2" 3/16" ALUMINUM ANGLE FRAMEWORK
- D ALL WELDED AND BRACING FULLY WELDED
- E 3/16" THICK ACRYLIC LASER PROFILE CUT SECURED TO ALUMINUM SHEET THREE WAYS, 3M VHB 597 VHB ADHESIVE AND 3M 4608 CLEAR VHB ADHESIVE GLUED TO ALUMINUM SHEET FOR A PERMANENT ATTACHMENT
- F LED LIGHT BARS PROVIDE BRIGHT ILLUMINATION
- G .125" THICK CNC CUT ALUMINUM SHEET
- H EXTRUDED ALUMINUM H-BAR DIVIDERS
- I 3/16" THICK ALUMINUM CHANNEL, FORWED ON A CNC BRAKE PRESS
- J 4" x 4" x 1/4" MS5 SQUARE STEEL POST LENGTH (DETERMINED BY ENGINEERED DRAWINGS)
- K 8" H x 80" W PERMANENT ACRYLIC PANEL w/ ROUTED COPY



SIGN TYPE T • SECONDARY ID

SIDE VIEW

SIGN TYPE T
SECONDARY ID
THREE-SIDED