

United States Department of the Interior
National Park Service

For NPS use only

National Register of Historic Places
Inventory—Nomination Form

received

date entered

See instructions in *How to Complete National Register Forms*
Type all entries—complete applicable sections

1. Name

historic Dilworth Historic District

and or common

2. Location

street & number Bounded roughly by Myrtle, Morehead, Berkeley, Dilworth Road West,
Charlotte, Park, Tremont, Cleveland & Rensselaer not for publication

city, town Charlotte vicinity of

state North Carolina code 037 county Mecklenburg code 119

3. Classification

Category	Ownership	Status	Present Use	
<input checked="" type="checkbox"/> district	<input type="checkbox"/> public	<input checked="" type="checkbox"/> occupied	<input type="checkbox"/> agriculture	<input type="checkbox"/> museum
<input type="checkbox"/> building(s)	<input type="checkbox"/> private	<input type="checkbox"/> unoccupied	<input checked="" type="checkbox"/> commercial	<input checked="" type="checkbox"/> park
<input type="checkbox"/> structure	<input checked="" type="checkbox"/> both	<input type="checkbox"/> work in progress	<input type="checkbox"/> educational	<input checked="" type="checkbox"/> private residence
<input type="checkbox"/> site	Public Acquisition	Accessible	<input type="checkbox"/> entertainment	<input checked="" type="checkbox"/> religious
<input type="checkbox"/> object	<input type="checkbox"/> in process	<input checked="" type="checkbox"/> yes: restricted	<input type="checkbox"/> government	<input type="checkbox"/> scientific
	<input checked="" type="checkbox"/> being considered	<input type="checkbox"/> yes: unrestricted	<input type="checkbox"/> industrial	<input type="checkbox"/> transportation
	N/A	<input type="checkbox"/> no	<input type="checkbox"/> military	<input type="checkbox"/> other:

4. Owner of Property

name Over 50 owners

street & number

city, town vicinity of state

5. Location of Legal Description

courthouse, registry of deeds, etc. Mecklenburg County Register of Deeds

street & number

city, town Charlotte state North Carolina

6. Representation in Existing Surveys

title Charlotte Architectural Survey has this property been determined eligible? ☐ yes ☒ nodate 1978, 1982-4 ☐ federal ☒ state ☐ county ☐ local

depository for survey records North Carolina Division of Archives and History, Survey Branch

city, town Raleigh state North Carolina

7. Description

Condition		Check one	Check one	
<input checked="" type="checkbox"/> excellent	<input type="checkbox"/> deteriorated	<input checked="" type="checkbox"/> unaltered	<input checked="" type="checkbox"/> original site	
<input checked="" type="checkbox"/> good	<input type="checkbox"/> ruins	<input checked="" type="checkbox"/> altered	<input checked="" type="checkbox"/> moved	date
<input checked="" type="checkbox"/> fair	<input type="checkbox"/> unexposed			Inv. #558, 559, 560 (312,314,316 Rensselaer, were moved ca. 1980 from original sites within same block

Describe the present and original (if known) physical appearance

Dilworth is Charlotte's first streetcar suburb, and contains a large collection of late nineteenth and early twentieth century architecture. The district was developed between 1891 and 1941, and the predominant styles found there are the Colonial Revival, Picturesque or Period Revival, and the Bungalow.

The Dilworth Historic District consists of approximately 63 blocks, occupying approximately 395 acres, situated on gently rolling land. Dilworth was laid out in three sections: an 1891 grid section ringed with a grand boulevard and park through which Charlotte's first streetcar line ran; a curvilinear section laid out in 1912 from plans designed by the Olmsted Brothers firm of landscape architects; and a 1920 curvilinear section which drew inspiration from the Olmsted plan.


There are 1025 inventory entries for the district, including single and multi-family dwellings, churches, a school, and commercial structures. (The last entry is numbered #1026, but two numbers: 194 and 194a, 452 and 452a, are used twice, while #16, #576, and #631 were accidentally skipped, making the actual total 1025.) 181 of the principal buildings are non-contributing; thus eighty-two percent contribute to the overall character of the district. In addition, there are 604 attendant outbuildings, principally garages. 77 of these are non-contributing; thus eighty-seven percent contribute to the district.

Of the seven churches in the district, three are contributing and the remaining four do not contribute (Photo H) simply because of their age. Also within the Dilworth district is Latta Park, originally a ninety-acre amusement park at the northeast edge of the grid section, now lying between the grid and the 1920 curvilinear section (See map A-I). The park originally contained a theatre, pavilion, ball fields, lake, picturesque walks, and a lily pond. It is somewhat smaller now due to development along Romany Road on the north edge and contains only an early pavilion, walkways, and playground equipment.

Lots throughout Dilworth are long and narrow, with houses sitting close to the street with large backyards. The lots along the major arteries, East Boulevard, Dilworth Road, Dilworth Road East, and Dilworth Road West, are larger since these were the most desirable locations within the district. Generally there are five to six lots along the blocks facing these streets. The homes along the grand avenues are larger and more academic in form and detailing. On the smaller streets in the grid section there are generally eight lots per block face, with smaller homes. On the side streets in the curvilinear section there are up to ten lots per block face. The homes on these side streets are uniformly close to the street and to each other, often separated by only a narrow strip of grass and a drive leading to a garage in the back yard.

Most of the 604 outbuildings in Dilworth are garages. These are generally contemporary with the associated house, are predominantly frame and one bay wide, although there are a small number of double garages scattered throughout the district.

Dilworth Historic District

United States Department of the Interior
National Park ServiceNational Register of Historic Places
Inventory—Nomination Form

Continuation sheet	Description	Item number	Page
		7	1

Dilworth was also planned to incorporate an industrial park as well as the residential suburb. Along South Boulevard are several industrial plants from the 1890s and early twentieth century. These industrial plants are not included in the Dilworth district nomination because of the amount of infill and later development, which effectively cuts the area off from the residential section. There is potential for an Industrial Corridor district along South Boulevard.

The grid section of Dilworth proved a success, and by 1911 Latta was in a position to expand. Charlotte was in the midst of an unequalled economic boom fueled by the textile industry. The lease on the municipal fairgrounds to the east of Dilworth expired. Latta sold his streetcar line to J. B. Duke's Southern Power Company, and armed with land, capital and the demand for more housing, Latta was ready to expand. He looked to what was the premiere southern suburb, Roland Park, Baltimore, Maryland, as the best source of inspiration. He found that the neighborhood had been designed by the firm of Olmsted Brothers, foremost landscape architects of the day. He had a 300 acre tract of land in a rough hour-glass shape, with a narrow "waist" of land at the end of Latta Park. The Olmsted plan called for a grand boulevard descending from the northern tract and splitting at the "waist" into two ways which joined at the southern end of the southern section, providing east streetcar access to the entire area. The southern section was developed first in order to provide further capital for the development of the northern section. In 1912 the southern section following the Olmsted plan was platted and development started. In 1920 the northern section was platted and although it retained the grand connector, it was not the Olmsted plan for the area. It borrowed the concepts of curvilinear streets and street trees, however, and provides picturesque streetscapes, and vistas.

Although Dilworth was executed in three sections, the grid plan of 1891, and the two curvilinear sections of 1912 and 1920, the building patterns in the entire neighborhood are surprisingly consistent. The 1890s development of the suburb includes representative examples of the late Victorian styles, but also the beginnings of a long-term fascination with the various forms of the Colonial Revival styles. These were followed closely by the Bungalow, and the Picturesque or Period Revival styles, particularly the Picturesque Cottage and Tudor Revival. These styles proved popular from about 1900 to the 1960s. In order to examine the architectural fabric of Dilworth, it is easier to examine the various major styles, rather than follow a strictly chronological format.

VICTORIAN (1891-1910)

The 1890s were a period of transition in architecture in Charlotte. The main streets of the grid section, East and South Boulevards, and Park, Cleveland and East Kingston Avenues, were the sites of the earliest development, and representative examples of the late Victorian styles still stand. The most prevalent type of late Victorian architecture in the grid section is the story-and-a-half frame cottage. These houses all have picturesque rooflines, with wraparound porches, and details including turned posts and balustrades, as well as sawnwork brackets. This type is epitomized in the dwelling 1912 Springdale Avenue (#617), a ca. 1900 frame cottage, with unequal facade gables off a side gabled main block. The full facade porch is supported by turned posts with modest

United States Department of the Interior
National Park ServiceNational Register of Historic Places
Inventory—Nomination Form

Continuation sheet Description Item number 7 Page 2

bracketing. The more common form is found at 1813 Cleveland Avenue (#568), which features a near pyramidal roof, a facade gable and a wraparound porch (Photo T).

In addition to these modest Victorian cottages which dot the grid section, there were a number of more academic Queen Anne homes, ranging from one-and-a-half to two-and-a-half stories in height, with requisite turned and sawn detailing, and full facade or wraparound porches. Perhaps the most academic example of the style is found at 300 East Kingston Avenue (#202), built for Lumberman E. J. Mallonee in 1894, and known locally as the Mallonee-Jones House. It is two stories in height, with a hip roof with gabled projections from it. The porch has an off-set gabled entry and one-bay hip roofed balcony on the second floor. The gable ends contain a sun-burst motif and an arrangement of square lozenges outlining the ventilators. The C. M. Scott House (#241) at 307 East Boulevard is slightly less ornate, but boasts a corner tower with turretted observatory and balcony. The observatory is inaccessible, being strictly for effect. The Scott-Hoke House (#566) at 1717 Cleveland Avenue is a two-and-a-half story frame dwelling with a hip on gable roof of decorative slate, with polygonal central tower piercing the roof. The porch is supported on turned posts, and boasts a second story balcony.

Less academic, but equally important, are the late Victorian houses at 329 East Kingston Avenue (#160) (photo J), 1715 and 1719 Euclid Avenue (#591, 590), 407 East Boulevard (#252), and 229 East Worthington Avenue (#330), which share a number of late Victorian characteristics, including tall, narrow lines, steep rooflines typically covered with slate, wraparound porches on turned posts, decorative brackets, and other details such as "fish scale" shingling, and decorative ventilators. Although not large in number, the Victorian houses in Dilworth add interest, and attest to the transitional period during which Dilworth was developed.

The last group of late nineteenth century dwellings in Dilworth are a remnant of the industrial park along South Boulevard which was part of Latta's plan for a self-contained neighborhood. The Atherton Mill was built in 1893 and although the mill is not in the Dilworth Historic District seven of the original twenty mill houses built in Dilworth for mill operatives do still stand. These houses are located at 2005 Cleveland Avenue (#572), and 2000, 2004, 2016, 2020, 2024 and 2020 Euclid (#582, 583, 584, 585, 586, Photo X). These houses are all story and a half frame cottages with center or side cross-gabled roofs, or with front projecting gabled sections. All have undergone a good deal of alteration, but retain their general forms, and are recognizable as late Victorian housing. The house at 2005 Cleveland Avenue is the most representative and best preserved, although it has lost its porch.

COLONIAL REVIVAL (1896-1941)

The Colonial Revival, including the Georgian Revival and Dutch Colonial Revival styles proved to be the most enduring style in Dilworth. While there are a number of grand Colonial mansions along East Boulevard, the style, in a restrained interpretation, spread throughout the district. Scattered through the grid section are a number of story-and-a-half and two story transitional Queen Anne-Colonial Revival style houses. These are characterized by a high, nearly pyramidal hip roof pierced by dormers, which are generally gabled. A porch, typically supported by Doric columns, which became one

United States Department of the Interior
National Park ServiceNational Register of Historic Places
Inventory—Nomination Form

Continuation sheet	Description	Item number	7	Page	3
--------------------	-------------	-------------	---	------	---

of the hallmarks of the Colonial Revival in the district, usually wraps around the front and side facades. The house at 317 East Boulevard (#348) illustrates this transitional style (photo M). This style is also found along Cleveland Avenue in the grid section.


In 1901 Charles C. Hook, of Wheeling, West Virginia, moved to Charlotte to Leach mechanical drawing but quickly turned to the practice of architecture, and was hired by Latta to provide plans for Dilworth. In late 1893 and early 1894 he published a number of sample plans in the Charlotte Daily Observer, which included a number of variations on the Colonial Revival theme, which had become popular in large part due to the Chicago Exposition of 1893. Hook advocated the symmetry of the Colonial Revival as an alternative to what he considered the over-blown, overly ornate detailing of the late Victorian styles, particularly the Queen Anne.

The introduction of the Colonial Revival was accomplished by the "mansion period" in Dilworth. In addition to the Colonial Revival transitional cottaged built in Dilworth, a number of Georgian/Neo Classical Revival mansions were built between 1896 and 1905. The Villalonga-Alexander House (#7) at 301 East Park Avenue (Photo I), was built for John Villalonga in 1901 and was probably designed by Hook. Villalonga was president of both the Charlotte Roof and Paving and the Charlotte Brick Company. This grand Georgian Revival house exhibits the hip roof, gabled dormers, and interior end chimneys which are the hallmarks of the Georgian Revival, particularly in Dilworth. A full-facade porch with balustraded deck is supported on Doric columns and terminates in a front gabled porte cochere, also supported on Doric columns. At the center of the second floor on the main facade is a Palladian window with keystone; a scrolled pediment design in the balustrade defines this bay on the porch balustrade.

The Walter Brem House (#241) at 211 East Boulevard is an example of the Colonial Revival style, which is closely associated to a plan by Hook for a \$3000 Georgian Revival house, published on November 29, 1903, in the Charlotte Daily Observer. Brem was an insurance broker for the Travellers Insurance Company, and also speculated on lots in Dilworth at the initial 1891 sale. The house is two-and-a-half stories in height, and consists of a hip-roofed central section flanked by two flat-roofed wings. Between the wings is a five-bay porch supported by Doric columns, a common theme running through the Colonial Revival houses in Dilworth, and has a balustraded deck on the second floor. The hip roofed central section is pierced by a pair of gabled dormers. It stands as an indication of the grandeur which was once found in the first blocks of East Boulevard.

The 200 and 300 blocks of East Park Avenue provide the most spectacular remaining examples of large homes from the grand Colonial Revival period of Dilworth's growth. Hook is known to have designed the home at 322 East Park Avenue (#199), a fine two-and-a-half story Georgian Revival home exhibiting all the symmetry and elegance of the style.

The Dutch Colonial Revival, while not the most popular of the genre, can be found in all sections of Dilworth. The style, popular from the first decade of the twentieth century through the 1930s, it is characterized by a gambrel roofed main block, frequently with gabled, hipped or shed dormers. The entry is frequently sheltered by a hood, although there are examples of one-bay to full-facade porches. The house at 705 Tremont Avenue (#469) is an example of the style featuring a steeply pitched gambrel roof with a pair of shed dormers, and a modestly bracketed gabled hood over the off-centre entry (Photo 12). And with many of the Colonial Revival houses in the district, a one-story

United States Department of the Interior
National Park ServiceNational Register of Historic Places
Inventory—Nomination Form


Continuation sheet	Description	Item number	Page
		7	4

side wing projects from the main block. An example of the more common interpretation of the style, with nearly full-facade shed dormer across the front and an engaged porch is located at 1708 Park Road (#640) (Photo S). While the style enjoyed continued popularity through the 1930s, there is no major concentration within the district. Instead, it is found interspersed throughout the district, particularly in the two curvilinear sections. A good representative example is found at 1220 Lexington Avenue (#970), an example of the style in a story-and-a-half dwelling.

The Georgian Revival style became popular by 1920 and is also found throughout the district, particularly along Dilworth Road, Dilworth Road East and Dilworth Road West. The homes along these main thoroughfares are on larger lots, and are more dramatically sited. The larger lots, and the curving streets provide a beautiful showcase for the large homes which are located there. The Georgian Revival in Dilworth is generally executed in brick, under a low hip roof, which may or may not be pierced by dormers. At 2001 Dilworth Road West (#784) is fine example of the Georgian Revival of the 1930s exhibiting a paired side wing and porch, as well as a one-bay entrance porch, with wrought iron deck balustrade. A simpler but equally good example of the style is found nearby at 900 Mount Vernon Street (#25). This house has an extremely low hip roof, a cornice separating the first and second floors, and the house is a frame example of the style. A hood shelters the central entry.

The Colonial Revival in a refined plainly detailed interpretation is the second most style found in Dilworth, and was second in popularity only to the Bungalow. The Colonial Revival cottage is found throughout the curvilinear sections of Dilworth, and is simply finished, the only detailing generally being Doric columns supporting a one-bay porch, and perhaps a frontispiece surrounding the entry. A large concentration of the style, in both story and story-and-a-half variations, is found along Mount Vernon Avenue. These are also found on the smaller side streets. The 1900 block of Lexington Avenue has a wide variety of these story-and-a-half houses in both frame and brick.

The most popular interpretation of the style is also found throughout the northern and southern sections of the curvilinear plan, and date from the 1920s through the 1940s, and a few later examples are also in the district. These Colonial Revival homes are generally two or two-and-a-half stories in height, and may be in brick or frame, although brick is more popular. These houses have side gabled roofs, with or without dormers, which are generally gabled. Entries may be in the central or the end by of the principal facade, and are generally sheltered by a one-bay flat or gabled roof porch on Doric columns. To one or both sides may be a one-story wing, porch, or sun room, or a combination of these. Some exhibit dentil or modillion cornices; others do not (Photo B). The 800 block of Berkeley Avenue (Photo B) and the Main thoroughfares of Dilworth Road and Dilworth Roads East and West have significant concentrations of Colonial Revival dwellings. The lots along these main streets are generally larger, and provide a more dramatic setting for grander versions of the style. The house at 1140 Langanore (#1018) has another variation on the porch, having a gabled two-story portico on slender columns. The style reaches perhaps its epitome in the house at 2132 Dilworth Road East (#793) which has a side gabled roof, and a full facade porch on massive Doric columns. The entry is framed by sidelights and a fanlight, while French doors occupy the bays flanking the central entry. The style is second only to the bungalow in numbers, but is surprisingly unvaried.

United States Department of the Interior
National Park ServiceNational Register of Historic Places
Inventory—Nomination Form

Continuation sheet Description Item number 7 Page 5

FOUR SQUARE (1910-1920)

The Four Square is found scattered through the grid section of Dilworth. The style, popular in the 1910s, is represented there by a two-story, two-room-deep block, usually under a low hip roof, frequently with a hipped dormer or attic ventilator. The siding is generally weatherboard or shingles. A one-story hip roofed porch stretches across the full front facade, and is supported by a variety of posts, which are usually very substantial. Although not very numerous in Dilworth, the style is represented in sufficient numbers to be noted in the catalogue of architectural styles in the district. Two excellent examples of the style are found in the 800 block of East Worthington Avenue. The house at 820 East Worthington (#422) is shingled and has a hipped roof porch supported by heavy paneled square posts, with a plain balustrade, while the house at 824 East Worthington (#423) is weatherboarded and has a porch supported by heavy square posts on brick piers (Photo W). The rafter ends of this house are exposed, and the roof and the hipped ventilator are exposed, and the full-facade porch is carried by paired square posts on brick piers, reminiscent of the Bungalow (Photo L), which was rising in popularity during the 1910s as well.

BUNGALOW (1911-1940)

In 1911 Fred L. Bonfoey, of Connecticut, moved to Charlotte, and began work in the Dilworth suburb. His specialty was the Bungalow, and he is known to have designed a number of the bungalows in Dilworth, with a concentration along Kingston Avenue. The typical detailing of the bungalow consists of low, broad roof lines, exposed rafter ends, or decorative joists, triangular or knee brackets and engaged porches with post and pier supports. The bungalows in Dilworth generally are decorated with a variety of detail, the most common of which are the Tudor or Elizabethian Revival, and the Colonial Revival. A number of bungalows have stuccoes and timbered gable ends or Doric columns, frequently on piers or pylons, supporting the porch roofs.

The Davidson house at 321 East Park Avenue (#123) shows the transition from late victorian cottage to the bungalow in its deep hip roof with cross gabled roof, and wraparound porch. The McCoy house 429 E. Kingston Avenue (#164), built a year later, also has a deep hip roof, but wide hipped dormers emphasize the broad roof. The Bungalow quickly gained popularity in Dilworth, and most of the houses built between 1910 and 1925 exhibit the influence of the style to some degree. W. H. Peepe, another architect whose work is found throughout Dilworth, built a bungalow at 800 E. Worthington Avenue (#417), between 1911 and 1915 as his own residence. The house at 531 Worthington (#352), was built by C. J. Stinson in 1911 from a design by Bonfoey, who was then the company architect for the Four C's. Exhibiting a more Elizabethian design are the houses at 612 and 701 E. Worthington (#303, 353). Each has the gable end toward the street, with an attached porch. The eaves of the house at 704 East Worthington (#410) flare out, on the main block and are curved inward on the porch and gabled entry.

Perhaps the most striking aspect of the bungalows in Dilworth is their variety of siding materials and the complexity and diversity of their rooflines. While the general massing is block, and most are one-and-a-half stories high with front gabled, side gabled, clipped gable and hipped roofs. The houses in the 400 block of East Worthington

United States Department of the Interior
National Park ServiceNational Register of Historic Places
Inventory—Nomination Form


Continuation sheet	Description	Item number	7	Page	6
--------------------	-------------	-------------	---	------	---

Avenue (#389, 388, 387, 386) are frame and have full-facade porches engaged under simple forward facing gables. As with many of the bungalows in the district, rafter ends are exposed and there are modest triangular brackets in the gable ends (photo U). The more traditional side gabled story-and-a-half bungalow in frame and brick is more numerous, and the dormers are hipped, gabled or shed roofed. The roofs of these types of bungalows generally engage the porch, or kick out slightly to engage the porch supported by posts on piers. The house at 824 East Worthington Avenue (#423) has shingled siding, a gabled dormer with decoratively sawn joists, and a brook engaged porch on stuccoed pylons which rest on the brick balustrade. The same side gabled block with a front gabled porch on triple posts on piers with modest Tudoresque detailing in the timberly gable end is located at 1701 Springdale (#619). Next to it is yet another roofline variation, at 1709 Springdale Avenue (#620) the clipped or jerkinhead roof (Photo K). This particular version of the clipped gable has the gable facing the front. At 2016 Charlotte Drive (#867) the roof is quite high, and the clipped gable ends are to the side. A clipped gable also shelters the porch (photo II). Less common are hip roofed bungalows such as those at 719 and 725 (#357, 359) East Worthington Avenue (Photo V), which flank another version of the side gabled bungalow which features an over-sized facade gabled porch (#358).

By the 1920s, bungalow elements influenced even the design of two story houses, such as the B. J. Smith house, 720 East Boulevard (#301), and the house at 828 East Boulevard (#306), built at the same time. Both have exposed rafter ends and decoratively carved joists at the gable ends. There is stuccoeing and mock timbering in the gable ends, attesting to the popularity of the Tudor Revival style as well. The house at 828 East Boulevard also has a side porte cochere.

PICTURESQUE REVIVAL (1920-1941)

The last major style to be introduced to Dilworth consists of a collection of influences called the Picturesque Revival. The collection contains the Picturesque Cottage, the Tudor Revival, and other less popular Mission and Gothic Revival styles. In Dilworth, the Tudor Revival enjoyed a tremendous success, and lent itself to the detailing of other styles, such as the Bungalow. The key features of the Tudor Revival in Dilworth are steeply pitched rooflines, asymmetrical facades, and stuccoeing and half-timbering. The style was introduced in the area by the 1920s and continued to be popular into the 1930s. The style ranges from grand, architect-designed homes along the main thoroughfares, particularly Dilworth Roads East and West, to simple cottages. Two of the finest examples of the Tudor Revival are found in the J. H. Jones House (#833), at 2000 Dilworth Road East and the Bishop Mouzon House at 800 Mount Vernon Avenue (#21). The Jones House, is a massive, blocky residence with a broad side gabled roof with a steeply pitched front gabled projection which contains the arched entrance. Engaged in this projection is a massive chimney rising up the front facade of the house. The Bishop Mouzon House exhibits more traditional Tudor detailing, including a clipped side gable main block, with front clipped gable projection and a gabled dormer. The first floor is of running bond brick with a stone-faced entry. The second floor is stuccoed with applied half-timbering. A duplex at 700 Berkeley (#55) is also Tudoresque, with a faintly Chateausque flavor. It consists of a side gabled block, with projecting gabled

United States Department of the Interior
National Park ServiceNational Register of Historic Places
Inventory—Nomination Form

Continuation sheet	Description	Item number	7	Page	7
--------------------	-------------	-------------	---	------	---

projections flanking a central porch (replacement). The first floor is brick, the second is stuccoed with both straight and curved timbering. One other elaborate Tudor Revival house is found at 810 Berkeley Avenue (#63) amidst a collection of Colonial Revival and Dutch Colonial Revival dwellings (Photo F). This side-gabled dwelling has a front gabled projection with bellcast eaves, an arched entry, and the requisite brick first floor with rough stuccoed and timbered second floor. The Tudor Revival cottage is represented at 2218 Charlotte Drive (#882) amidst a collection of Colonial Revival and Picturesque cottages (Photo O). A more Elizabethan example is found at 1020 Isleworth Avenue (#238) which exhibits a very steep dipped hip roof with shed dormers and stuccoed and timbered walls (Photo KK).

The Ira Stone House at 1165 Langanore Place (#1021), is perhaps the most picturesque as well as the most academic example of the Tudor Revival in Dilworth. The main block is under a hipped roof with a number of gabled and shed projections. A massive chimney rises beside the gabled entry projection. The entry is arched. The entire structure is executed in broken and rough brick, giving it a marvelous texture in addition to the play of planes.

Tudor Revival styling even carried over to apartments. The apartments at 527 East Boulevard (#260) are covered by a low hip roof with shed dormers, and is pierced by a number of chimneys. The entries are sheltered by one-bay porches (Photo O) and the entire structure is stuccoed with timbering defining the first and second floors.

There are a number of cottages with Tudoresque detailing, but the style is particularly adapted to the bungalows in Dilworth. A number of these are scattered throughout the district. Those at 701 East Boulevard (#262) and 731 East Kingston Avenue (#187) are representative and exhibit the stuccoed and timbered gable ends which have been applied to traditional front and side gabled bungalows.

The Picturesque Revival in Dilworth is also representative by the Picturesque Cottage with its steeply pitched gabled roofline, and frequently asymmetrical front gabled projections which often contain arched entries. These houses, which tend to be of brick, although there are a number of frame examples, range from ornate to rather plain, but all present a picturesque appearance. The 1900 block of Dilworth Road contains several examples of the style. The Tudor Revival house at 1901 Dilworth Road has a complex roofline and an asymmetrical front gabled projection which engages the arched entry. Next to it is a picturesque story-and-a-half stuccoed house with a massive front chimney and hip roofed porch. Further down the block is a more typical Picturesque Cottage with steep bracketed gabled, lower front gabled projection, a round/bellcast dormer and an arched hood over the entry. On Charlotte Drive there are several cottages notable those at 2125, 2133 and 2415 (#896, 897, 917) which have the typical steeply pitched rooflines. All have asymmetrical gabled front projections which contain arched entries. The house at 2125 Charlotte Drive is of light brick; 2133 is of dark brick; while 2415 is frame and stucco (Photo GG).

A less ornate, but equally well executed example of the Picturesque Revival is located at 2130 Dilworth Road West (#758). This story-and-a-half frame dwelling features a very steep side gabled block with three unequal facade gables including a dormer, a slight projection, and the bracketed entry hood (Photo FF).

Although the Picturesque Cottage and the Tudor Revival dominate the Picturesque Revival dwellings in Dilworth, there are several examples of more exotic forms, notably

United States Department of the Interior
National Park ServiceNational Register of Historic Places
Inventory—Nomination Form

Continuation sheet	Description	Item number	7	Page	8
--------------------	-------------	-------------	---	------	---

the Mission and Mediterranean Revival. The house at 1820 Dilworth Road East (#826) is an example of a one-story Mission Style dwelling with a battlemented parapet at the roofline. A tile-roofed hood shelters the front facade and a one story flat roofed porch shelters the entry (Photo JJ).

MULTI-FAMILY

C. C. Hook who introduced the Colonial Revival style to Charlotte was an advocate of multi-family dwellings. In 1904, he published a plan for a Georgian Revival Duplex, which he called a "city house" or what would be known today as a townhouse. Only one of these duplexes still exists in recognizable form in Dilworth at 500 East Kingston Avenue (#208). This two-story frame structure was built between 1907 and 1911 and in a retardataire Italianate design unique in Dilworth.

Several apartment complexes were also built in Dilworth during its development. The earliest, Dowd Flats, at the corner of Morehead Street and South Boulevard has been demolished but the Robbins Apartments at 507-531 East Boulevard (#260) built in 1911 still exist. This two-story, L-shaped structure contains eight two-story townhouses executed in the Tudor Revival style, with one-story porches. Four units face Winthrop Avenue and four face East Boulevard (Photo O). On Myrtle Avenue, in the northern curvilinear section of Dilworth are the Myrtle Apartments (1939) reminiscent of other such developments in larger cities in the east. There are three sprawling units with various set backs arranged around a central courtyard with lawns and trees (Photo A). The Myrtle Apartments (#933) are constructed in brick painted white with a low brick wall with lamp posts at the entrance.

A final type of multi-family dwelling which is found throughout the district but particularly along Park Road is the quadraplex. This form dates from the late 1920s and early 1930s and is generally of the same style with different detailing. The two dominant styles are the Colonial Revival and the Tudor Revival, with the Colonial Revival the more numerous. The Colonial Revival is generally two or two-and-a-half stories in height, brick veneered, and sheltered under a low hip roof. A central entrance is between two engaged two tiered porches, such as the quadraplex at 704 Tremont (#500) (Photo F). The most elaborate example of the Colonial Revival style quadraplex is found at 704 East Boulevard (#297). It features arched French doors at the street level with French doors with small wrought iron balconies at the second level. The Tudor Revival quadraplexes are generally two or two-and-a-half stories in height, and brick veneered and stuccoed, with gable front roofs, two-tiered porches, and stucco and timbering in the gable ends. There are about 30 of these units throughout the district.

PUBLIC BUILDINGS

As part of the concept of a self-contained neighborhood Dilworth boasted a Graded School, designed by Wheeler and Runge, and constructed in 1904. The two story brick building is a fine example of the Neo-Classical/Colonial Revival style which was dominant in the district at the time. The entry is in the end bay of the principal facade and is defined by Doric columns, a frieze, a tin dentil cornice surmounted by a wrought iron balcony and bays arranged in sets of three and five bays with nine-over-nine sash. The

United States Department of the Interior
National Park ServiceNational Register of Historic Places
Inventory—Nomination Form

Continuation sheet	Description	Item number	7	Page	9
--------------------	-------------	-------------	---	------	---

school was enlarged between 1911 and 1929 and the south end of this block is now replacement brick, but the form and detailing of Dilworth Graded School is retained.

CHURCHES

There are seven churches in the Dilworth District. The styles range from the Colonial Revival to Gothic Revival, to the modern. Although there are fine churches in the district, half do not contribute to the district simply because of age, being built in the 1950s and 1960s, although in retardataire styles.

The former Dilworth Methodist Church South (#569) at 1928 Cleveland Avenue, is a fine example of the Colonial Revival style, with low hipped roof, cupola, and shallow gabled protico with paired Doric columns. The central entry is sidelighted and has a shallowly arched fanlight. Bays are rectangular with transoms, or round arched with fanlights. The style and a scale provided by architect Marvin W. Helms' plans, blend beautifully with the architectural fabric of Dilworth (Photo T).

The Gothic Revival style dominated the religious architecture in Dilworth. The Dilworth Methodist Church (#261) which occupies the entire north side of the 600 block of East Boulevard, was organized in 1896, the congregation erected this edifice in 1925. The design was borrowed from late English Gothic cathedrals, and features a five-bay by seven bay nave, with three story crenellated towers flanking the three central double paneled wood doors with arched transoms. The foundation is of rusticated stone with smooth stone walls and rectangular and Tudor-arched windows with abstract geometrically patterned glass.

The modern 1950 Temple Israel (#994) is located at 1014 Dilworth Road. It is constructed of light brick with a panel of decorative brickwork including herring-bone courses over the entrance which is surmounted by a round arch containing a Star of David. Nearby are educational buildings, constructed of brick in the early 1950s.

Two churches occupy the triangle of land formed by Morehead Street, South Boulevard and Dilworth Road. The First Church of Christ Scientist (#1025) is a Neo Classical Revival edifice facing Morehead Street. Dominating the triangle is Covenant Presbyterian Church and its two child development buildings. The church is a stone Gothic Revival structure with polygonal tower and spire. It is constructed in a U-shape around a central courtyard and displays Gothic and flat arched bays as well as three rose windows in the tower. The education buildings are two and three stories in height also with Gothic and flat arched bays (Photo D). The complex was designed by the Charlotte architectural firm of J. N. Pease and Associates and was constructed in the 1950s.

St. Patrick's Cathedral (#1026), the headquarters for the Roman Catholic Archdiocese of Charlotte, is situated on a rise in the 1600 block of Dilworth Road East. The cathedral, constructed in 1938, is part of a complex in the Gothic Revival style, which includes a school, rectory and auditorium built in the 1940s and 1950s.

Perhaps the most intriguing and certainly the most unusual of the religious structures in Dilworth is the Greek Orthodox Cathedral (#295) at 600 East Boulevard. The front gabled nave is constructed of brick with twin two stage domed towers rising beside the recessed arched central entrance. Behind the nave is a dome basilica, topped with a Greek cross (Photo P). The cathedral was constructed in 1953 for the congregation which was organized in 1929. Beside the cathedral is the Hellenic Center built in 1967.

United States Department of the Interior
National Park ServiceNational Register of Historic Places
Continuation SheetSection number 7 Page 10POST-1941

In 1940 C.D. Spangler, a local developer, purchased land along Romany Road, the north edge of Latta Park. Romany Road is a picturesque, winding road which skirts the park, following the inspiration of the Olmsted plan. Spangler developed the area in the early 1940s. The houses built here follow the lead of the earlier houses in the curvilinear areas, and are predominantly picturesque and Colonial Revival cottages (Photo G). By this time almost all of the lots in Dilworth, with the exception of portions of the northern curvilinear section, were built upon.

In the 1950s and 1960s the remaining lots in the northern curvilinear section were filled with houses. The dominant style is the two story brick Colonial Revival, thus maintaining continuity with the earlier houses in the neighborhood. A number of the infill houses are one-story brick ranch houses.

In the 1960s the grid section of Dilworth fell from popularity. The preservation movement of the 1970s spurred new interest in downtown and in Dilworth, as in other neighborhoods close to downtown. A local historic district zoning ordinance was adopted in the 1970s and a strong neighborhood association, the Dilworth Community Development Association (DCDA) was formed. The neighborhood is now a stable, well-maintained area in which the city takes great pride.

NON-CONTRIBUTING ELEMENTS

The 181 (18%) non-contributing buildings fall into three categories. The first category are thirty dwellings on Romany Road, overlooking Latta Park, built from ca. 1941 to ca. 1952. Although these one and two-story houses are in harmony with the earlier houses in the neighborhood, they are non-contributing because of age.

The second category of non-contributing buildings are the twenty-eight offices and multi-family dwellings along East Boulevard, built since the 1960s. Many of these are on the sites of grand homes which originally lined this main boulevard. These buildings are of frame or brick and are generally two stories high. There are still a sufficient number of architecturally significant homes on East Boulevard to retain the ambiance of an historic district, and listing in the National Register will help to preserve them.

The third category are the post-1941 infill houses and churches scattered loosely throughout Dilworth, which testify to the continuing popularity of the neighborhood.

The largest non-contributing multi-family complex is in the 400 block of East Boulevard (#288). Each of the two-and-a-half story frame units has a three-part two-story bay topped with a gable facing the street (Photo N). The resulting roofscape resembles the roof gables of the closely set bungalows throughout the district, such as the 1900 block of Lennox Avenue (Photo AA), for example. The mature street trees and recent landscaping provide a buffer between the multi-family complex in the 400 block of East Boulevard and the street.

United States Department of the Interior
National Park Service

National Register of Historic Places Continuation Sheet

Section number 7 Page 11

INVENTORY

Inventory Key:

Inventory number	Numerical listing of the principal properties in the district, keyed to the district map. The numbering begins in the northwest corner of the intersection of Myrtle Avenue and Mt. Vernon Avenue, and continues along the east-west streets, north sides first, followed by south sides. The numbering then begins at the northwest corner of the intersection of Rensselaer Avenue and Cleveland Avenue, and continues along the north-south streets, west sides first, followed by east sides. Street names are given at the beginning of the section in which that street is inventoried. Street numbers are the second column.
Status Code	<p>All principal structures are marked either contributing or non-contributing, according to the age and integrity of the structure:</p> <p>C- Contributing. Those structures which contribute to the overall character of the district, and which date from the period of significance of the district, and which retain a degree of integrity.</p> <p>N- Non-contributing. Those structures which, either by age or lack of integrity, do not or no longer contribute to the overall character of the district.</p>
Original/Early Owners	Each entry lists the name of the original or earliest listed owner, if readily available from survey files. The name of the wife is given in parentheses if readily available. The name of the architect or builder is given in a second set of parentheses, if known.
Height	1, 1½, 2, 2½, 3, 3½ indicates the height of the structure.
Typology	<p>The types of buildings in Dilworth are easily broken down into a number of types:</p> <p>B - Bungalow C - Cottage CR - Colonial Revival</p>

United States Department of the Interior
National Park ServiceNational Register of Historic Places
Continuation SheetSection number 7 Page 11a

DCR - Dutch Colonial Revival
FS - Four Square
PR - Picturesque Revival
T - Tudor
Other less common types are spelled out.

Principal building
material

Given after the typology

Following the code is a brief description of those features which differentiate the structure from others; or which briefly describe the property.

Outbuildings

All outbuildings are noted as to type.
Unless otherwise indicated, the structure appears to be contemporary with the attendant principal building and has the same status. I.E. the outbuilding of a contributing building is also contributing; the outbuilding of a non-contributing building is also non-contributing.

Date of Construction

The known date of construction, or a ca. date is given, drawn from city directories (first entry date for a particular address) and/or Sanborn Insurance Maps.

Table of Contributing and Non-Contributing Elements:

	Contributing	Non-contributing
Principal buildings	844	181
Structures	1 (pavilion)	
Outbuildings	<u>527</u>	<u>77</u>
Totals	1372	258

Total resources: 1630

United States Department of the Interior
National Park Service

**National Register of Historic Places
Inventory—Nomination Form**

For NPS use only
received
date entered

Continuation sheet	Description	Item number	7	Page	12
--------------------	-------------	-------------	---	------	----

MOUNT VERNON AVENUE

- 1 701 C 1½C, Brick. Long, low side gabled block with gabled dormers. One-bay gabled porch. Garage. ca. 1935.
- 2 711 C 1½C, brick. L-gabled block with gabled dormer. Garage. ca. 1935.
- 3 717 N One-story ranch house, brick. Side gabled with two facade gables. Garage, N. ca. 1955.
- 4 723 N One-story ranch house, brick. Gabled entry projection. ca. 1960.
- 5 729 C 1½C, brick. Side gabled block with gabled dormer and gabled entry. ca. 1940.
- 6 809 N 1C, brick. Side gabled block with central gabled projection. ca. 1950.
- 7 815 C 1½C, brick. Side gabled block with front gabled projection. Entry framed by frontispiece. One-story side porch. ca. 1940.
- 8 821 N Two-story dwelling, brick and frame. Side gabled block with side porch (screened) and two car attached garage. ca. 1970.
- 9 825 N One-story ranch house, brick. ca. 1960.
- 10 901 C 2CR, brick. Side gabled block with recessed side - and fanlighted entry. First floor bays are slightly arched. ca. 1938.
- 11 909 N 1C, brick. Side gabled with lower facade gable. ca. 1950.
- 12 915 C 2CR, brick. Side gabled with dentil cornice. One-story side porch and gabled entry porch also have dentil cornices. Two-story rear ell. ca. 1928.
- 13 919 C 1½CR, frame. Side gabled main block with a pair of one-story front gabled projections, each with and exterior end chimney and a shed dormer between the two. Bracketed hood shelters the sidelighted entry. ca. 1928.
- 14 1001 C 2CR, brick. Side gabled block with dentil cornice, columned side porch and arched entry hood. ca. 1925.
- 15 1009 N Apartments. Two-story, brick. Low hip roof, with projecting front entrance bay flanked by hip roofed two-tiered porches. Although new, the form and style are traditional in the area. ca. 1980.

United States Department of the Interior
National Park Service

National Register of Historic Places
Inventory—Nomination Form

For NPS use only
Received
date entered

Continuation sheet	Description		Item number	Page
			7	13
17	700	C	2½ CR, stone. Massive side gable house with lower story-and-a-half front projecting gabled section with massive front exterior chimney. Gabled dormers on front facade; first floor bow window. Garage. ca. 1925.	
18	708	C	1½ CR, brick. Side gable cottage with gabled dormers, one-story rear ell, one-bay porch, and one-bay side wing. Garage, N. ca. 1925	
19	712	C	2CR, brick. Side wing, arched entry and porch. Garage. ca. 1925.	
20	718	C	1½CR, brick. Broad, low gable roof with small gabled dormers and massive three-bay gabled porch on paired columns. Garage. ca. 1925.	
21	800	C	Bishop Mouzon House. 2½PR-T, brick, stucco. Large clipped gable block with front clipped gable projection. Second floor and gables stuccoed and timbered. Clipped gable one-story wing and massive chimney. Garage. ca. 1930	
22	808	C	2½CR, brick ^{wood frame} . Prime example of the type - five bays, dentiled cornice, pedimented frontispiece at central entry, one story side porch on classical columns. The porch and the nearly pyramidal roof both have dentiled cornices. One-story rear wing. Garage. Aluminum storage building, N. ca. 1925.	
23	816	C	2CR, brick. Massive with monumental two-story, three-bay portico on square columns in "Mount Vernon" tradition. ca. 1930.	
24	820	N	One-story brick ranch house with front gable. ca. 1955	
25	900	C	2CR-G, brick. Massive with Georgian detailing including low hip roof, entry hood, quoins, a decorative band at the second floor, and a sweeping walk with brick retaining walls and wrought iron hand rails. ca. 1925.	
26	916	C	2½ CR-G, brick. Blocky with nearly pyramidal roof, central dormer, side porch and sun room with flat roof and iron balustrade. One-bay balustraded flat-roofed porch. ca. 1925.	
27	918	C	2CR, brick. Arched gabled porch on slender paired and triple columns. ca. 1925.	
28	1000	C	2CR/G, brick. Blend of Colonial and Georgian massing and details--central block under low hip roof with front projecting gable, arched, dentiled hood over entry with steps and railing. ca. 1925.	
29	1008	C	2CR, brick. Interesting variegated colored brick give a textured look. Tiny gabled porch, one-story side wing with large, low fanlighted bays, and a parapeted/battlemented roof. ca. 1925.	

United States Department of the Interior
National Park Service

**National Register of Historic Places
Inventory—Nomination Form**

For NPS use only
received
Date entered

Continuation sheet	Description	Item number	Page
	AROSA AVENUE	7	14
30	1030 C	2CR, brick. Five bays wide, with side gabled roof. ca. 1938.	
31	1020 C	2½CR, brick. Side gabled roof with central projecting pavillion and two gabled dormers. ca. 1940.	
32	1021 N	Mrs. Jessica V. Graham. 1 C-Cape Cod, frame. Side gable roof with front gable roof with front gable projection and 3-part projecting bow. Garage. 1943.	
33	1029 C	J. S. Lemmond (Tallula). 2CR, brick. Two gable dormers, one-bay enclosed side porches. Convent since mid-1950s. Religious statuary, NC. Garage. 1927.	
34	1039 C	Edwin C. Boyette (Laura T.). 2CR, brick. One-bay porch with wrought iron posts. One-bay shed additions to either side. Garage. 1935.	
	BERKELEY AVENUE		
35	701 N	John Kontos (Helen Y.). One-story brick cross gabled house. Garage. 1953.	
36	711 N	Snyder J. Raymond. One-story brick house, one-bay projection. ca. 1950.	
37	717 C	John L. Wiggins. 2CR, frame. Garage. ca. 1941.	
38	723 C	Edgar B. Grier. 1½B, brick. Without traditional porch, full facade dormer, one-story side porch (screened, rear one-story ell.) Garage. 1928.	
39	729 C	C. H. Miller. 2CR, brick. One-story side wings, one enclosed. 1927.	
40	801 C	Ralph H. Hart. 2PR-T, brick, stucco, high hip roof, stucco and timbered second floor, one-story gabled side wings. Garage. 1927.	
41	809 C	Robert R. Beatty. 2CR, brick. Flat roofed portico sheltering arched entry with sidelights. Garage. 1927.	
42	815 C	Archie K. McLeod. 1½CR, brick. Large three-light front gabled dormer, one-story sun porch and side wing. Garage. 1932.	
43	821 C	James A. Baker. 2CR, brick. Low hip roof, one-story wings. Garage. 1932.	

United States Department of the Interior
National Park ServiceNational Register of Historic Places
Inventory—Nomination Form

For NPS use only


received

date entered

Continuation sheet	Description	Item number	Page
		7	15
44 827 C	H. Louis Taylor (Blanche). 2CR, brick. Hip roof with one small two-light front dormer, one story side porch. Garage. 1932.		
45 901 C	M. A. Hogewood. 2CR, brick. One-bay flat roofed porch, one story rear ell. Garage. 1929.		
46 909 C	Dr. E. S. Hamilton. 2DCR. Gambrel roof, full facade shed dormer, two one-story side porches. Garage. 1927.		
47 917 C	Mark P. Johnson (Virginia). 2PR-T, brick, stucco, timbering. Front projecting gable and diminutive gabled dormers, one-bay projecting entry. Garage. 1937.		
48 921 C	George I. Ray (Etta). 2PR-T, brick, stucco. Large stone front exterior chimney, stucco and timbering in one gable end, numerous gable planes and small gabled "dormers" which project through roofline. 1930.		
49 933 C	Oliver L. Cooksey (Dreddie). 2CR, brick. One-story side wings. Garage. 1933.		
50 1001 C	2DCR, brick. Front gambrel roof with projecting five-light bay, with side gable section, shed dormer. Two story rear shed. Garage. 1929.		
51 1122 N	Daniel H. Risher (Elizabeth S.). 1½ CR, brick. Gable dormers. Attached garage. 1955.		
52 1128 C	Albert T. Summey (Olivia B.). 2CR, brick. Cross gable/hip combination roof, front projecting gable with one-bay columned porch, front and side exterior chimneys, one-story flat roofed sun porch. Garage. 1929.		
53 1136 C	Ivey W. Stewart (Lillian). 2CR-G, brick. High hip roof, frontispiece with urn and broken pediment detailing. Hip roofed garage. 1929.		
54 1142 C	Samuel L. Bagby (Ruth). Two-story brick dwelling with diminutive front gable on hip roof. 1939.		
55 700 C	J. M. Hatch. 2PR-T brick and stucco. Two front gables with stucco and timbering. Garage. 1930.		
56 708 C	Fred R. Cochrane. Large, asymmetrical 2½ story brick dwelling with clipped front gable and clipped gable side dormer. One-story porch under dormer (enclosed). 1927.		
57 716 C	Douglas M. Creed. 2CR, brick. Monumental one-bay, two-story portico. Garage. 1941.		

**United States Department of the Interior
National Park Service**

**National Register of Historic Places
Inventory—Nomination Form**



Continuation sheet	Description	Item number	7	Page 16
58	720 C	H. C. Alexander. 2CR-G, brick. High hip roof with tiny semi-circular attic lights, one-story rear ell and one-story side porch with balustrade on flat roof. Garage. 1929.		
59	728 C	C. H. Miller. 2½PR-T, brick. Two gabled roof projections with half timbering, entry is recessed behind a crenellated ogee-arched wall. Side porch roof repeats crenellation. 1929.		
60	734 C	L. E. Wooten. 2½CR, brick. One-bay flat roofed portico, three gabled dormers with round arched sash, one story rear shed and one-story balustraded side porch (enclosed). Garage. 1929.		
61	740 C	Cullen L. Korner. 2CR, brick. Five-by-five bay block, three-bay front gable projection with central entrance sheltered by one-story portico; one-story side porch (enclosed). Garage. 1931.		
62	800 C	Ira A. Geiselman. 2CR, brick. One-story side porch (screened). Garage. 1927.		
63	810 C	Leighton W. Hovis. Two-story asymmetrical dwelling, very unusual massing for period. One-story wraparound engaged porch and front exterior chimney. Garage. 1928.		
64	814 C	Frank K. Hovis. 2CR, frame. One-story side porch with balustraded roof. Garage. 1928.		
65	820 C	W. S. Stancill (Gussie). 2PR-T, brick. Timbered and stuccoed second floor. Front gable projection with curved side which shelters the arched entry. Garage. 1932.		
66	826 C	J. Clyde Stancill (Lucia). 1½PR-T, brick, stucco. Nearly full-facade shed dormer, first floor brick, second stuccoed and timbered. Garage. 1932.		
67	900 N	Howard M. Clancy (Conza H.). 2CR, brick. Low hip roof. 1971.		
68	908 C	P. M. Sherrill. 1½PR-T, stuccoed. T-shaped, with arched entry and large Tudor-arched four-part bay. Garage. 1927.		
69	914 C	M. H. Courtney (Lena). 1½PR-T, stuccoed. Three gabled dormers, an engaged porte cochere and numerous gabled planes, applied timbering on second floor. Garage. 1930.		
70	920 N	Don Pigoti (Clementine). 2CR, brick. Garage, N. 1956.		
71	926 C	W. H. Zimmerman. 2CR, brick. One side porch. 1927.		

**United States Department of the Interior
National Park Service**

**National Register of Historic Places
Inventory—Nomination Form**

For NPS use only
received
date entered

Continuation sheet	Description	Item number	7	Page	17
72	930 C	Wilson L. Stratton (Lura K.).	2CR, brick. Frontispiece frames entry, one-story side porch. 1938.		
73	938 C	Walter L. Hoover (Mary C.).	2CR, brick. One-bay portico supported by paired columns, one side porch also with paired columns. 1928.		
74	1000 C	H. H. Boyd.	2CR, brick. One front gabled dormer, one-story porch and side porch. 1933.		
75	1008 C	T. C. Moose.	2PR, stuccoed. Dominant front gable section and shorter side gable section with shed dormer, smaller gable projection with arched entry, one-story hip roofed side addition. Garage. 1928.		
76	1127 C	Dr. Ellis M. Duncan (Helen D.).	2CR, brick. Entrance in end bay, one-story side wing and porte cochere flank main block, two-story rear ell. 1929.		
77	1000 C	H. H. Boyd.	2CR, brick. One front gabled dormer, one-story porch and side porch. 1933.		
78	1008 C	T. C. Moose.	2PR, stuccoed. Dominant front gable section and shorter side gable section with shed dormer, smaller gable projection with arched entry, one-story hip roofed side addition. Garage. 1928. ()		
ROMANY ROAD					
79	701 N	T. Edward Helms (Rea).	2CR/PR, frame. Side gabled block, steeply gabled front projection, with round arched bay, gabled dormer and central entry. Side porch (screened). Facade gable ends contain round bays. 1942.		
80	711 N	1C, brick and frame.	Frame cottage with brick addition, and two-story rear ell. ca. 1945.		
81	719 N	Halsey M. North.	Two story, high roof, clipped gabled, and central recessed entry. No bays except entry on facade. 1978.		
82	723 N	David M. Hill (Margaret).	1C, brick. L-gable roof with lower front addition. 1950.		
83	729 N	Leslie A. Heath (May).	1½C, brick. Side gable, lower side wing, gabled dormer. Garage. 1942.		
84	735 N	Ernest A. Morrison (Mildred).	1½C, brick. Massive cross gables sheathed with weatherboard, lower side wing, gabled entry. Garage. 1950.		

**United States Department of the Interior
National Park Service**

**National Register of Historic Places
Inventory—Nomination Form**

For NPS use only
received
date entered

Continuation sheet	Description	Item number	7	Page	18
85	741 N	Walter J. Nivens (Camie). 1½C, frame. Side gable, side wing, gabled dormers. Garage. 1948.			
86	747 N	William C. Renfrow (Mary). One-story brick ranch house with facade gable. Garage. 1956.			
87	801 N	Thomas L. Disher (Margaret). 2CR, brick. Side gable, frontispiece, one-story side porch, off-center front gable projection. Round windows in front gable, and over door. 1951.			
88	809 N	David L. Leferers (Hildreth). 2CR, brick. Broad gabled porch on slender columns. 1942.			
89	813 N	William Nebel (Marion). Two-story brick house with suspended second-story porch. Garage. 1943.			
90	817 N	John C. Holman (Zona). One-story nearly flat-roofed "contemporary". Garage. 1957.			
91	821 N	A. K. Berbnee (Ann). 1½C, brick. Front gabled projection, gabled dormer. 1952.			
92	825 N	David P. Schiwetz (Charlotte). 1½CR, brick. Three facade dormers, attached garage. 1942.			
93	829 N	Edward T. Blair (Lillie). 2CR, brick. Side entry under gable roof porch, side wing, side porch (screened). Garage. 1942.			
94	833 N	Mary Crosby. One-story brick ranch with facade gable. 1956.			
95	901 N	Julian M. Helms (Frannie). 1½C, brick. Broad gable with facade gabled porch, side porch, rear shed dormer and gabled porch. Garage. 1951.			
96	905 N	Audrey Y. Arant (Nettie). 2CR, brick. Nearly pyramidal roof, modest frontispiece, side wing with added second story. 1942.			
97	909 N	Howard J. Orr. 1C, brick. Gabled porch on brick columns. Garage. 1951.			
98	913 N	A. Lester Guin (Louise). 2CR, brick. Typical frontispiece at entry, unusual low gable at center of front facade, brick quoins at corners, one-story wing. Garage. 1943.			
99	917 N	Henry J. Thomas (Maye). 2CR-G, brick. High hip roof, hipped porch, side porch. Garage. 1942.			
100	921 N	D. Barton Betts (Ray). 1C, frame. One-story wing. Garage. 1950.			

United States Department of the Interior
National Park ServiceNational Register of Historic Places
Inventory—Nomination Form

For NPS use only
received
date entered

Continuation sheet	Description	Item number	Page
		7	19
101 925 N	A. Lowe Kistler (Juanita). 1C, brick. Over-sized front gable porch on slender columns, fanlight in gable end. Garage. 1942.		
102 929 N	Fred A. Hood. 1½C, brick. Central chimney, gabled dormers. Garage. 1951.		
103 933 N	Adolphe B. Hoppe (Marie). 2CR, brick. Lower front gabled projection, two-story rear ell. Garage. 1942.		
104 935 N	Douglas C. Goff (Winifred). 2CR, brick. One-story frame ell, brick quoins at corners, frontispiece. 1942.		
105 943 N	Richard P. Torrence (Jeanette). 1C, brick. Casement windows, small facade gable, one-story rear ell. 1951.		
106 1009 N	William W. Crymes (Mildred T.). 2CR, brick. Very slight central projecting section, one-story frame off-set side wing, one-story porch. 1942.		
107 1015 C	John H. Dillon (Doris W.). 2CR, brick. Engaged two-tier porch. Garage. 1941.		
108 1123 N	Harry B. Walter (Mary). One-story brick ranch with side story and half section. Attached garage. 1950.		
109 1235 C	Demont L. Loy (Grace). 2CR-G, brick. Low hip roof with slightly projecting section. Replacement aluminum awning shelters entry. 1932.		
RENSSELAER AVENUE			
110 401 C	1C, brick. Side gable with one-bay gabled porch on Doric columns. ca. 1930.		
111 405 C	1C, frame. Side gabled cottage with gabled two-bay porch. ca. 1930.		
112 409 C	1C, frame. Side clipped gable block with lower side gabled projection. One-bay gabled hood with brackets shelters entry. ca. 1930.		
113 415 C	1½B, frame. Side gable with lower facade gabled porch. Aluminum siding. ca. 1930.		
114 417 C	1B, frame. Low hip roof with facade gabled porch. Aluminum siding. Carport, N. ca. 1930.		
115 421 C	1C, frame. Side gabled roof with one-bay porch. Wide replacement siding. ca. 1935.		

United States Department of the Interior
National Park Service

**National Register of Historic Places
Inventory—Nomination Form**

For NPS use only
received
date entered

Continuation sheet	Description	Item number	7	Page	20
--------------------	-------------	-------------	---	------	----

- | | | | |
|-----|---------|---|---|
| 116 | 425 | C | 1C, frame. Side gabled cottage with gabled porch on square columns. Aluminum siding. Garage. ca.1930. |
| 117 | 418-420 | C | Duplex, 1½B, brick. Shingled gable front with twin lower shingled gabled porches on posts and piers. Exposed rafter ends. ca. 1930 |
| 118 | 422-424 | C | Duplex, 1½B, brick. Shingled front gable with twin lower shingled gabled porches on posts and piers. Exposed rafter ends. ca. 1930. |

EAST PARK AVENUE

- | | | | |
|-----|---------|---|--|
| 119 | 301 | C | John E. Villalonga. 2½CR/NC, frame. Academic rendition, with gable on hip roof, gabled dormers, central second story Palladian bay, full facade porch on Doric columns, ending in gabled porte cochere to one side, a side porch on the other. Reeded corner borads with Ionic capitals, Ionic pilasters at entry, wide plain freize boards at roof line, and on gabled porch and porte cocheres. Balustraded balcony at second story. Gambrel roofed ell to rear. 1901. |
| 120 | 309 | C | Apartments. 2CR, brick. Hip roof with gabled entry projection containing round arched bay and fan lighted entry under gabled hood. One-story porches with balconies, supported by slender Doric columns. ca. 1929. |
| 121 | 313-315 | N | 1½ Duplex, frame. Asymmetrical side gable with lower plane which engages porched and projecting bays. ca. 1980. |
| 122 | 317 | C | J. C. Tate. 2½FS, frame/shingled. High hip roof with shed dormers to sides, gabled dormer to front. Hip roofed porch with central balcony on shingled posts. Rear two, and one story ells. |
| 123 | 321 | C | J. D. Grandy. 1½CR, frame. Nearly pyramidal roof, with hip roofed dormer, lower gabled projection, hip roofed porch on square columns. Side polygonal bay. 1908/09. |
| 124 | 325 | C | Apartments. 2CR-G, brick. Low hip roof with gabled central projection containing double leaf entry flanked by narrow sash, surmounted by paired bays also flanked by narrow sash. First floor apartments have separate entries flanked by narrow side sash under bracketed hoods. Second floor apartments have paired fanlighted round arched bays. ca. 1928. |
| 125 | 329 | N | One-story, flat-roofed, sprawling brick dwelling. ca. 1955. |
| 126 | 228 | C | 2½QA, frame. High hip roof with hipped side projection and hipped dormer. Wraparound porch on Doric columns. ca. 1900. |

United States Department of the Interior
National Park Service

National Register of Historic Places
Inventory—Nomination Form

For NPS use only
received
date entered

Continuation sheet	Description	Item number	Page
127 300 N	Apartments. Two story frame apartments. ca. 1970s.	7	21
128 320 C	2DCR/CR, frame. Interesting blend of styles, including gambrel front section with shingled ends and Palladian-inspired tripartite day with engaged porch on shingled posts, paired side gabled section, also with shingled ends, and oval bays placed on a diagonal. A porch on slender columns wrapped around the gabled section. Rear gambrel ell. ca. 1910.		
129 328 C	2½CR, frame. Gable front, with hip roof wraparound porch on slender Doric columns. Side shed dormers, and a two-story cross gable. One story rear ell. ca. 1920.		
130 400 N	One story brick commercial building with flat roof. ca. 1950.		
131 424 N	Condominiums. Two story frame multi-family units. ca. 1980.		
132 500 C	2½CR, frame. Pyramidal roof, with hip roof dormer. Full-facade hip roof porch on square posts on piers, with brick balustraded side "deck"; one story rear ell, and one-story side wing. ca. 1920.		
133 510 N	Latta Park Recreation Center. One-story arched roofed recreation center with lower one-story flat roofed wings. 1961.		
134 700 C	Wilton M. Garrison (Eudora). 1C, frame. Broad gable roof, rear ell. Garage. 1941.		
135 704 N	Mrs. Elizabeth C. Woolley. 1C, brick. Facade dominated by three-part bow window, entry in gable wing set back from the front facade. Garage, N. 1942.		
136 712 NC	Stephen J. Eddens (Estelle). 1½PR, brick. Side gable with lower side gable porch, rear ell and front gabled section with exterior chimney. Garage, N. 1941.		
137 716 N	Jack F. Alexander. 1½PR, brick. Side gable block with twin front projecting gables flanking two gabled dormers and central entry--one dormer contains a three part bow window, the other an arched porch. Garage, N. 1943.		
138 720 C	R. Robert Davis (Isabel T.). 1½ PR/T, brick. Disc gable block with facade gable with stucco and timbering, one-story side porch. Garage. 1941.		
139 726 C	James O. Mock (Mary P.). 1½C, brick. Interesting play of roof planes with side gabled block, facade gable, gabled entry, gabled dormer with paladian-inspired window, and side porch (screened). Garage. 1940.		


Re-visited contributing
status error made
House dates to PDS

United States Department of the Interior
National Park Service

National Register of Historic Places
Inventory—Nomination Form

For NPS use only
received
date entered

Continuation sheet	Description	Item number	7	Page	22
140 732 C	O. Harold Hamby (Janet H.). 1CR, frame. Side gable block with hip projecting three-part projecting bay, lower side wing on either side, engaged porch. 1940.				
141 800 C	B. Harold Keeter (Bernice L.). 1½PC, frame. L-gable with stone front exterior chimney, front gable addition, gabled dormer. Garage. 1941.				
142 806 C	Leon Ryan (Jean). 1½CR/C, brick. Side gabled center section with flanking front gable projections flanking pair of gabled dormers with slightly arched bays and arched central entrance. One projection contains arched bays, the other an arched porch. Garage 1941.				
143 812 C	Joseph W. Sweringen (Nan). 1½PR, brick. Side gable with kick to engage porch, central steeply gabled projection with round arched second story bay with working shutters, rear ell. Garage. 1941.				
144 818 C	George C. Brown (Arline G.). 1½CR, frame. Cottage with gable dormers, flat roofed full facade porch with "X" balustrade. Rear ell. Garage. 1940.				
145 824 C	George H. Roscoe (Olive). 1½C, brick. Front gable projection, one-story side sun porch. Gable ends contain round-arched bays with shutters. Garage. 1941.				
146 830 C	Achley L. Hogewood (Dixie D.). 1½C, brick. Tiny gabled dormers, slightly recessed entry. Three-part bow window in gable ends. Garage. 1941.				
147 912 N	1C, brick. Pyramidal roof with front gabled addition. Garage, N. ca. 1970.				
148 916 C	1½B, Brick. Side gabled roof with front gabled projection with arched engaged porch (enclosed), ca. 1935.				
149	C Latta Park. 40-acre park, wooded and grass. Contains picnic shelter (N), play ground equipment (N), 6 arched bridges (N), benches (C). Part of original Olmstead design of neighborhood. Park opened in 1890s as center piece of Wilworth. Pavilion, lake. In 1911 Romney and Park Avenues were taken from the edges of the park.				
EAST KINGSTON AVENUE					
150 217 N	1½C, brick. Cottage with one-bay porch hood. ca. 1950s.				
151 221 C	1B, frame. Front gabled with gabled porch on posts and piers. ca. 1920.				
152 225 C	1½QA, frame. Pyramidal roof with four-bay gabled dormer. Wraparound porch on shingled posts. ca. 1900				

United States Department of the Interior
National Park ServiceNational Register of Historic Places
Inventory—Nomination Form

Continuation sheet	Description	Item number	7	Page	23
	E. KINGSTON				
153 229 C	2½FS, frame. Full-facade porch with enclosed end bay, and replacement brick porch posts. ca. 1915.				
154 301 C	2½QA, frame. Low hip roof with shingled dormers. ca. 1900.				
155 309/ 7/11 C	1½QA, frame. Pyramidal roof with cross hip dormers, full-facade porch on reeded columns. ca. 1900.				
156 313 C	2FS/B, frame. Cross gabled roof with solid triangular brackets. Full-facade hip roof porch with second story balcony with gabled roof on square posts on stone pylons. ca. 1910.				
157 317 C	2FS, frame/shingled. First story is frame, second story is shingled. Pyramidal roof with hip dormer. Full-facade porch on square reeded posts. ca. 1915.				
158. 321 C	1½QA, frame. Gable on hip roof with front gable and shingled. Full-facade porch on Doric columns. ca. 1900.				
159 325 C	1½QA/B, frame. Front gabled roof with hipped front block, hipped dormer. Wraparound porch on shingled posts. ca. 1900.				
160 329 C	2QA, frame. Gable on hip roof with hiproofed front projection. Wraparound porch on turned posts with spindle frieze. ca. 1900.				
161 405 C	F. H. Sides. 1½B, frame/shingled. Nearly pyramidal roof with hip roofed dormer, engaged porch on shingled posts, and enclosed end bay. Chicago-style bays on front facade and in enclosed porch bay. 1911.				
162 415 C	J. W. Stinson (F. L. Bonfoey, architect; C. J. Shurson, builder)/ 1½B, frame. Steep, high gabled roof with shed dormer and balcony; engaged porch, exposed rafter ends, on paired columns on piers. Large rear two-story addition when converted to apartments. 1911.				
163 417 C	1½V/CR, frame. High hip roof with gabled dormer, side gable projection. Wraparound porch on slender columns on stone piers, and interestingly arranged balustrade panels. ca. 1910.				
164 429 C	1½B/CR, frame. Interesting blend of styles - high, broad hip roof, slate, with front and side hip roofed dormers and side projections. Wraparound porch on Ionic columns on low shingled piers. Details include stained glass, three-part bays, bracketed side projections and exposed rafter ends. ca. 1907.				

**United States Department of the Interior
National Park Service**

**National Register of Historic Places
Inventory—Nomination Form**

For NPS use only
received
date entered

Continuation sheet	Description	Item number	7	Page	24
	E. KINSTON				
165 501 C	2CR, frame. Side gable roof, wraparound porch on Doric columns with pedimented gable at entry. Rear additions. Balcony over side wraparound portion of porch. ca. 1920.				
166 505 C	1½B, frame/shingled. Gable front with tripartite bay, shed porch which extends beyond the block of the house. Rear shed porch. ca. 1920.				
167 509 C	1B, frame. James P. McMilan (Mattie). Side gable main block with broad, low facade gabled porch on paired square columns on brick piers. Unusual open-work frieze, triangular brackets in gable ends. Shingled in gable ends and about three feet up the sides, remainder is weatherboarded. ca. 1920.				
168 515 C	1½B, frame/shingled. Broad gable with kick to engaged porch which is supported by shingle pots on stone piers. Exposed rafter ends and triangular brackets. Shed dormer, side gable hood. ca. 1920.				
169 517 C	1½B, brick. Gabled dormer on side gable roof which engages two-bay porch on heavy brick posts. Front exterior chimney. Garage. ca. 1920.				
170 523 C	1½B, frame/shingled. Slate hip roof with facade gable porch on brick posts. Side shed dormers, exposed rafter ends. ca. 1920.				
171 527 C	1½B, frame. Side gable block with gabled dormer and front gable porch on brick pylons. Decorative rafter ends. Garage. ca. 1920.				
172 529 C	1½B, frame shingled. Interesting roof with side gable main block and unequal facade gabled, engaged porch on shingled posts with shingled balustrade. Side projections and rear ell. Side shed dormer. ca. 1920.				
173 601 C	Waldo M. Beck (Katheleen). 2FS, frame. Appears to have been a Four Square house, which has been remodeled by addition of wraparound shed and gabled porch, with entry gable. Front gable roof is shingled in gable end. Garage. 1920.				
174 607 N	Mrs. Helen Purchase. 2½CR, brick. Two small gable dormers, frontispiece. 1952.				
175 611 C	Thomas J. Wiggins (Elma). 2½ FS, frame. Typical boxy massing, wraparound porch on posts and piers, gable over entry. Garage. 1923/24.				
176 615 C	June E. Pearson (Elizabeth). 1½B, frame. Full facade shed porch, full facade gable front dormer, post and pier porch posts. Garage. 1923/24.				
177 619 C	Apartments, 2FS, brick. Four units under nearly pyramidal roof, two-tier engaged porch, gabled entry. 1925.				

**United States Department of the Interior
National Park Service**

**National Register of Historic Places
Inventory—Nomination Form**

For NPS use only
received
date entered

Continuation sheet	Description	Item number	7	Page	25
	E. KINGSTON				
178 625 C	A. Lloyd Goode (Kathryn). 1B, frame. Cross gabled roof, exposed rafters, engaged porch supported by massive brick posts. 1925.				
179 627 C	Herb H. Baxter (Catherine). 1½PR/B, frame. Side gable roof with one extended section which contains arched entry. To one side is flat roofed porch on large brick posts. Shorter section of gable roof contains three part window. ca. 1925.				
180 703 C	Mrs. Gladys H. Dupree. 1C, brick. T-gable roof with small central porch. Garage. 1941.				
181 705 C	Waverly Apartments. 2FS-T, brick. Variation of the standard four-unit, two-story apartments found through out the area - two-tiered porches under timbered and stuccoed gables project beside the central entry which is under a bracketed hood. Exposed rafter ends. Palladian-inspired bay over entry. Garage. ca. 1929.				
182 709 C	Hugh L. McCorkle (Dora). 1C, frame. Modest T-gabled cottage with one bay engaged porch at junction of the "T", round arched bay in gable end. 1932.				
183 715 C	Louis Archel (Margaret). 1½B, frame. Small, typical massing, with engaged porch on posts and piers, one-bay front gable dormer. Triangular brackets in gable ends. 1923/24.				
184 717 C	Gus Gerukos (Mary). 1½ C/B, brick. Clipped front gable with stucco and timbering in gable end, side clipped gable dormers, also stuccoed and timbered. Lacks typical full facade porch of bungalows, but has bungalow massing. 1926.				
185 721 C	Mrs. Anna Daniel. 1½B, frame. Side gable kicks out to contain full facade porch (screened), four light shed dormer. Garage. 1927.				
186 727 C	Philip M. Edge (Jessie). 2FS, frame. Boxy massing with full facade porch on posts and piers, tiny hip roof dormer in attic, porch. Garage. 1927.				
187 731 C	Herbert W. Roberts (Marion). 1B, brick. Blend of front and side gabled sections with shed porch. Cross gable front projection. Garage. 1928.				
188 733 C	2½FS, stuccoed. Low hip roof with low hipped dormer. One-story full-facade porch on pylons and piers. Garage. ca. 1915.				
189 735 C	1½B-T. Quinessential Bungalow with front gable block and off-center front gabled porch, both contain sheathing with applied timbering over a dentil cornice and supported by square columns on high brick pylons, and				

**United States Department of the Interior
National Park Service**

**National Register of Historic Places
Inventory—Nomination Form**

For NPS use only
received
date entered

Continuation sheet	Description	Item number	7	Page	26
	featuring a heavy square post blustrade, and a flat paneled wainscot on the main facade. Garage. 1923/24.				
190 801 C	Eugene F. Rimmer (Helen). 1½B, stuccoed. Massive side gables and lower facade gabled porch with central bay. Porch and gable ends bracketed. Porch supported by square posts on brick piers. Garage. ca. 1923/24.				
191 805 C	Adelbert N. Webb (Tirzah). 1½B, frame shingled. Side gable, small triangular brackets in gable ends, front gable projecting porch, also bracketed on massive square posts with recessed corners. Shingled gable ends. 1923/24.				
192 809 C	Theodore Harrison (Emily). 1½B, frame, shingled. Front gabled block with hip roofed porch (enclosed) on brick posts with recessed corners. 1923/24.				
193 813 C	1½B, frame. Broad gabled roof with engaged porch on post and piers, two bracketed gable dormers, side gable ends bracketed. Aluminum siding. Garage. 1925.				
194A 220 N	Office. One-story brick office building. ca. 1960s.				
194 228 N	Office. One-story brick office. ca. 1960s.				
195 300 N	Office. Two-story brick office building. ca. 1970s.				
196 308 C	G. E. Woodruff. 2½FS/NCR, frame. Hip roofed front section with gabled rear section. Full facade hip roofed porch with projecting gabled entry on square fluted doric columns. Slate roof; fifteen-over-one sash on second floor. 1905.				
197 314 C	2QA, frame. Cross gabled roof with stuccoed and timbered gable ends, and wraparound porch on Doric columns. ca. 1900.				
198 318 C	G. O. Doggett. 2½FS/NCR, frame. Interesting blend of detailing on traditional "Four Square" massed block, including German siding on first floor, plain weatherboard on second; slightly projecting second floor bays, and full facade porch supported by half Doric Columns on stone piers, and arched stone entry. Rear ell. Garage. ca. 1910.				
199 322 C	1½QA, frame. Pyramidal roof with gabled dormer. Full-facade porch on Doric columns. ca. 1900.				
200 324 C	Apartments. 2FS, frame. Two story engaged porch, hip roof block. Massive brick first floor columns, slender doric columns on second tier. ca. 1910.				

United States Department of the Interior
National Park Service

**National Register of Historic Places
Inventory—Nomination Form**

For NPS use only
received
date entered

Continuation sheet	Description	Item number	Page
201 330 C	Rev. Alexander Martin. 2½NCR, frame. High hip slate roof with hip roofed dormer, two story side projecting bays, german siding. Front porch is one story, full facade with second floor balcony with interesting balustrade and supported by flat paneled columns. Multi-family. ca. 1905.	7	27
202 400 C	C. W. Jones. 1½QA, frame. High hip center section with multiple side and front gabled projections with sunburst motif. Wraparound porch with second story one-bay balconies and off-center gabled entry. Two story rear ell with engaged porch. Applied decoration. German sided garage. ca. 1905.		
203 406 C	2½CR/B, frame/shingled. Steep story and a half gabled roof with gambrel roofed story and half dormer on the facade. Engaged porch on square columns. Hooded side entrance. Garage. 1911.		
204 412 C	W. M. Robey. 1½B, frame. Steeply pitched gable roof with nearly full facade shed dormer and engaged wraparound porch on doric columns. Second story wing projects over the drive. Garage. 1911.		
205 416 C	1½B/CR, frame. Full-facade porch supported by slender half columns on piers. Sided. ca. 1920.		
206 420 C	1½B/CR, frame. Pyramidal roof, hip roofed dormer with latticed lights, porch on slender Doric Columns. Garage. ca. 1910.		
207 428 C	2CR, frame. Nearly pyramidal roof with dentil cornice front porch supported by Doric Columns, two-tier side porch with Doric Columns on first floor, square columns on second (screened). Garage. ca. 1925.		
208 500 C	2½ Italianate Revival, frame. High hip roof with shed dormer. Dentil and bracket cornice and frieze board. One story porch on Doric Columns, heavy railing and applied frieze with triglyphs and medallions. Side three-part projecting bays, rear two-story shed and one-bay balcony over one-story shed. ca. 1910.		
209 504 C	M. W. Williams. 1½B, frame/shingled. Triangular brackets in front shingled gable. Engaged porch supported on paired square columns on brick pylons. Sidelights. Garage. 1911.		
210 512 C	C. B. Miller. 1B, frame/shingled. Front gable with off-center gabled arched projection on full-facade engaged porch. Over-sized shingled columns with arched between lower rear/side gabled projection. Garage. ca. 1915.		

United States Department of the Interior
National Park Service

**National Register of Historic Places
Inventory—Nomination Form**

For NPS use only
received
date entered

Continuation sheet	Description	Item number	7	Page	28
211 516 C	W. A. Zweier. 1½B, frame. Steeply pitched side gable roof with triangular brackets, engaged porch on Doric Columns on paneled piers, shed dormer. ca. 1915.				
212 520 C	W. A. Smith. 1½B, frame/shingled. Slate gable front roof with engaged porch on slender columns on brick piers. Shed dormer on side, rear shed porch. ca. 1915.				
213 524 C	James Marshall, E. I. Stacy. 1½B, frame. Side gable with facade gable dormer containing three casement windows and wood shingling. Engaged porch on square posts on brick pylons. Rear engaged porch and two gabled dormers. ca. 1915.				
214 528 C	E. S. Williams. 2V/CR, frame. Late Victorian with cross gable roof, shingled second story, wraparound porch on square columns, with facade gable at entry. Garage. ca. 1910.				
215 600 C	1½B, frame. Side gable roof with engaged porch on posts and piers. Aluminum siding. Garage. ca. 1915.				
216 604 C	1½B, brick. Side gabled roof with engaged porch on square posts. Garage. ca. 1915.				
217 608 C	1½B, frame/shingled. Gable front with lower gabled projection. Hip roofed porch on posts and piers. Garage. ca. 1915.				
218 612 C	1½B, frame/shingled. T-gable roof with lower gabled porch. Exposed rafter ends. Garage. ca. 1915.				
219 616 C	1½B, brick. Side gable with lower front gable. Shed and engaged porch. Garage. ca. 1915.				
220 620 C	1½B, frame. Side gable with gabled porch. Heavy brackets in gable ends. ca. 1915.				
221 624 C	1B, frame. Side gabled block with enclosed end bays extending from the ends of the porch, gabled entry. ca. 1915.				
222 716 C	1B, frame. Hip roof with gabled dormers. Shed porch on posts and piers. Garage. ca. 1915.				
223 720 C	1½B, frame. Cross gabled roof with porch on posts and piers. Garage. ca. 1915.				
224 726 C	1CR, brick. Hip roof with eyebrow ventilators. One-bay porch and side wings. Garage. ca. 1920.				

United States Department of the Interior
National Park Service

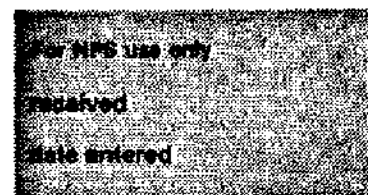
For NPS use only
received
date entered

National Register of Historic Places Inventory—Nomination Form

Continuation sheet	Description	Item number	7	Page	29
225 730 C	1CR, frame. Side gabled roof. One-bay gabled porch on Doric Columns. Side porch. Garage. ca. 1920.				
226 800 C	1½B, frame/shingled. Nearly pyramidal raof with lower hipped front projection and wraparound engaged porch on square posts and piers. Shingled garage. ca. 1925.				
227 804 C	1½B, frame/shingled. Side gabled block with triangular brackets, and broad front gable, also shingled and bracketed, over porch which has a frieze with open vertical spaces, and which rests on square columns on brick pylons. Garage. ca. 1920.				
228 808 C	1½B, frame. German sided with unequal front gables, one is off-center and enclosed. Shed roofed porch on pots and pylons, rear side gable wing. Garage. ca. 1920.				
229 812 C	1½B, frame. Bungalow massing with transitional porch on slender columns under a front gable roof. Side gable side wings. Garage. ca. 1920.				
230 824 C	Four unit brick two-story condominiums. Appear to be earlier apartments with parapeted sections alternating with forward-projecting tiled hiped roof projections with replacement bays. Central entrance. Now four individually owned units. ca. 1928/1980.				

ISLEWORTH AVENUE

231 1017 C	2CR, brick. Typical massing, side gable roof, and one-bay two-story projection with facade gable. One-bay entry (enclosed). ca. 1930s.				
232 1021 C	1½PR, brick. Steep side gable roof, shed porch, one-story front gable section, one-story rear ell. ca. 1930s.				
233 1025 C	1C, frame. Simple finished cottage with arched one-bay porch. ca. 1930.				
234 1039 C	2½CR, brick. T-gabled with one story side wing. Gabled entry projection. ca. 1930.				
235 1012 N	2CR, brick. Later, plain blocky massing with one-bay porch. Garage, N. ca. 1970s.				
236 1016 C	2CR, brick. Typical massing with side entry, side wing. Garage. ca. 1930.				
237 1020 C	1PR, peddledash. Nearly pyramidal roof, engaged corner porch, small dormer on side larger shed dormer on front defined by timbering. ca. 1928.				

United States Department of the Interior
National Park ServiceNational Register of Historic Places
Inventory—Nomination Form

Continuation sheet	Description	Item number	7	Page	30
238 1024 C	1½DCR, frame. Gambrel roof block with facade shed dormers flanking a central steeply pitched gable projection which contains the entry surmounted by a round arched bay. ca. 1930.				
239 1028 N	1C, brick. Side gabled with gabled entry projection. One-bay, one-story side projection and one-story rear ell. Garage. ca. 1930.				
240 1032 C	1½C, Brick. Side gabled block with lower cross front gable. Side porch. Garage. ca. 1930.				
EAST BOULEVARD					
241 211 C	Walter Brem. 2½CR-G, frame. High hip roof center section flanked by two flat-roofed pavillions. Two tiny gabled dormers pierce the central section. Three-bay flat roofed porch on Doric columns with second level balcony reached by a second floor door. Dentil cornices. Rear two-story ell. Adaptively rehabilitated as offices. ca. 1900.				
242 219 N	One-story stucco over masonry structure. ca. 1980.				
243 223 C	Edwin Howard. 2½NC, frame. Pyramidal roof with alternating bands of rectangular and fish scale slate with side and front gabled projections, massive two story 1929 rear addition when converted to apartments. Two-story porch with Neoclassical detailing removed and one-bay entry added. Aluminum siding. Retains massing, and some detailing, including shingled gable ends and stained glass transoms. ca. 1900.				
244 227 N	Office. One and two story brick offices. ca. 1970.				
245 301 N	Office. One story brick offices. ca. 1980.				
246 307 C	2½QA, frame. High hip central section with gabled projection hip roofed dormers and polygonal tower with balcony to one side. Porch wraps around with several enclosed bays. ca. 1900.				
247 311 C	1½CR, frame. Pyramidal roofed central block with gabled projecting porch on Corinthian columns on weatherboarded piers. Eyebrow dormers, clipped gable projection to rear, and side gabled dormer. ca. 1910.				
248 317 C	2½QA/CR, frame/shingled. High hip roof with side and facade gabled projections. The front projection contains three arched ventilators and a fanlighted double bay. Wraparound porch on Doric columns. ca. 1905.				
249 325 C	2½B, frame. Broad side gabled block with exposed rafter ends, wood shingled on second and half stories, weatherboarded below. Engaged porch				

United States Department of the Interior
National Park Service

**National Register of Historic Places
Inventory—Nomination Form**

For NPS use only
received
Date entered

Continuation sheet	Description	Item number	7	Page	31
	on square posts on piers. Front gable projection with flanking shed dormers. Gabled entry. ca. 1915.				
250 329 C	Apartments, brick. Two and a half story, side gable roofed with triangular brackets. Two-tier full facade shed porch with brick piers on first floor, paired posts and shingled balustrade on second. Central gable with stucco and timbering. ca. 1925.				
251 401 C	Apartments. 2CR/brick. Hip roof block with hip roofed projections, containing two-tiered porches on either side of entry. ca. 1928.				
252 407 C	2½QA, frame. Front gable block with lower side gabled projections, gable ends shingled. Porch replaced by one-bay, ca. 1920, classically inspired gabled porch on Doric columns with dentil cornice. (ca. 1920). ca. 1900.				
253 409 C	2½FS/frame. Typical massing with one-story porch with gabled entry, end by enclosed. Hip roofed dormers. Asbestos shingled. Garage. ca. 1915.				
254 417 N	Apartments. Two-story with row of facade gables defining units. ca. 1975.				
255 429 C	2½QA/FS, frame. Blend of detailing square block with hip roof, gabled dormer with diamond paned bays, slightly projecting second floor bay, wraparound porch on square columns (end bay enclosed), and gabled entry. Garage. ca. 1905.				
256 501 C	F. G. Garrett. (Auditor for Four C's Company). 1½DCR, frame. Gambrel roof to street, gabled dormers on side elevations. Flat roofed porch with balustraded balcony across main block, and slightly lower flanking projecting wings. 1907.				
257 511 C	E. E. Pruitt. 2½PR-T, frame. Side gable with stucco and timbering, lower side gabled and gabled front porch, similarly detailed. One-story side wing. Garage. 1911.				
258 517 C	Charles W. Christian. (Latta, builder). 2½QA, frame. Weatherboarded first story, shingled second story. Unusual porch one-story porch on shingled posts added during the 1920s when the house was remodeled. Hip roofed dormer with diamond panes. Leaded, tracery and stained glass. Garage. ca. 1900, 1920.				
259 521 C	Mr. Bullard. 2½PR-T, frame. Front gable roof with weatherboarded first floor, and shingles above, with pent roof delineating the two. Two gabled dormers pierce the sides of the gabled roof. All gable ends have				

**United States Department of the Interior
National Park Service**

**National Register of Historic Places
Inventory—Nomination Form**

For NPS use only
received
date entered

Continuation sheet	Description	Item number	7	Page	32
	decorative joists and timbering. One-bay porch similarly detailed, and supported by reeded square posts. ca. 1915.				
260 525- C 531	O. A. Robinson, owner; (C. J. Stinson, builder). Apartments. Two-story stuccoed block under low hip roof with one story porches on two facade. (May be oldest apartment building in city.) 1911.				
261 601 C	Dilworth United Methodist Church. 2 story Gothic Revival, stone. Parapeted gable flanked by twin towers, crenelated, and lower crenelated polygonal towers. Multiple additions, in keeping and style with the original block. 1925.				
	C East addition - yellow brick, Gothic Revival, three stories, stone.				
	C Rectory - 2½PR-T, brick. Stepped gable end with crenellated parapet porch. ca. 1925.				
	N Education wing. 2PR-G, brick. 1941.				
262 701 C	1½B-T frame. Side gable with gabled dormer and gabled full facade porch, all gable ends stuccoed and timbered. Porch on square posts on brick piers, ca. 1920. Mr. Brown.				
263 709 N	1C, frame. Gable front with brick addition to the front. Frame section has been sided. ca. 1930, mid-20th c.				
264 715 N	Office. Brick one-story office building. ca. 1980.				
265 731 C	2½FS/B, frame. Hip roof with gabled dormers, rear porch and full facade front porch on posts and piers. Gable ends of porch bracketed. ca. 1918.				
266 801 N	Offices. One-story brick office building with two side gabled sections. ca. 1970s.				
267 821 C	1½B, frame/shingled. Bracketed side gable, gable dormer and front gabled projection. Engaged porch on posts and piers. Garage. ca. 1925.				
268 827 C	1½B, frame. Bracketed side gable block with gabled dormer and side wing. Engaged porch on posts, shingled balustrade. ca. 1925.				
269 833 C	1½B, frame. Side gabled block with engaged side porch and front gabled projection. ca. 1925.				
270 901 N	Two-story pebbledash office building. ca. 1970.				

**United States Department of the Interior
National Park Service**

**National Register of Historic Places
Inventory—Nomination Form**

For NPS use only
received
date entered

Continuation sheet	Description	Item number	Page
		7	33
271 909 C	2CR, brick. Side gabled with one-bay portico and side wing and porch (enclosed). ca. 1920.		
272 927 N	Office. Two-story brick office building. ca. 1985.		
273 1001 C	Bert M. Graves (Hazel). 1½PR-T, frame. Square block under cross gable roof, all gable ends stuccoed with vertical timbering. Wraparound porch enclosed. Rear two-story shed addition. Garage. 1922, mid-twentieth century.		
274 1009 N	Office. One-story brick and glass-wall flat roofed office. 1970s.		
275 1015 C	C. Columbus Harmon (Dora). 2PR-T, frame. Broad side gable with front facade section. Stuccoed and timbered; engaged porch with gable projection on heavy columns. 1922.		
276 1021 C	Edwin W. Price (Virginia). 2CR, frame. Symmetrical side wings, one is sunroom other is porte cochere. One bay gable porch. 1922.		
277 1027 C	H. Lenoir Evans (Nellie). 1½B, frame. Low hip roof with front and side projections. Engaged porch is supported by large posts, low hip roof dormer. 1922.		
278 1111 N	Hankins & Whittington Funeral Directors, Inc. One story gable front chapel and funeral home. 1963.		
279 1201 C	1CR, frame. Side gabled with one-bay gabled entry paired on Doric columns. Gable ends are bracketed. ca. 1920.		
280 1207 N	1C, brick. Side gabled with gabled entry projection. One-bay, one-story rear ell. ca. 1950.		
281 1213 C	2½PR, brick. Massive T-gabled block with one plane of the front gable sweeping down across the front facade. Two bay flat-roofed porch on heavy Doric columns sheltered a bay and the side-lighted entry. ca. 1925.		
282 224 C	W. M. Foreacre. 2½NC/FS, frame, shingled. Full facade porch with entry gable on square reeded columns (glassed in). Adaptively reused as restaurant. ca. 1911.		
283 230 C	Apartments. 2FS, frame. Typical hip roofed structure with engaged two-tier porch on (replacement) brick posts. Addition to rear and side. ca. 1928.		
284 300 C	J. W. Mobley. 2½CR/frame. Gambrel roof with pedimented gable dormer and balcony flanked by small shed dormers. Engaged porch with projecting		

**United States Department of the Interior
National Park Service**

**National Register of Historic Places
Inventory—Nomination Form**

For NPS use only
received
date entered

Continuation sheet	Description	Item number	Page
	gable entry supported by slender Doric columns on low brick piers, and with flat sawn balustrade. ca. 1900.	7	34
285 304 N	Two-story frame office and shop complex. ca. 1986.		
286 316 N	Offices. One-story brick offices with mansard roof. ca. 1980.		
287 322 N	One-story cinder-block complex of three store fronts. ca. 1950.		
288 412 N	Apartments. Large apartments complex of brick and frame. ca. 1985.		
289 500 C	Ernest R. Cannon. 2½QA, frame. High truncated hip roof with gabled dormer on side and front elevations, projecting side gabled section, and polygonal corner tower. Slate roof. Wraparound porch on Doric Columns. Detailing includes stained glass, oval lights, chambered corners on projections, brackets. Garage. ca. 1900.		
290 508 C	2½CR, frame. T-gabled, pedimented, with palladian-inspired three-part bays in gable end, with classically inspired pedimented gable three-part bays below. Wraparound porch (partially enclosed) with Doric columns. Garage. ca. 1900.		
291 512 C	2½PR-T, brick. Cross gable block with decoratively patterned brick and timberling on side elevation. Gabled stuccoed and timbered porch on square posts. Flat arched bays. ca. 1920.		
292 518 N	Office. One story brick office. ca. 1980s.		
293 524 C	W. G. Rogers (architect). 1½DCR/CR, frame/shingled. Gambrel roofed with facade gable dormer containing three-part projecting bay flanked by inset Doric columns, Engaged porch on Doric columns, rear ell. Leaded lozenge paned sash, some stained glass, including round arched three-part bay on side facade. Garage. ca. 1905.		
	Servants Quarters. 1C, frame. Shingled Garage. ca. 1905.		
294 528 N	Office, brick. Two-story contemporary office with arched full height bays. 1980.		
295 600 N	Greek Orthodox Cathedral Complex. Gothic/Byzantine with basilica, projecting gabled section and flanking twin towers. 1953.		
N	Hellenic Center. Brick, two-story arcaded educational center. 1967.		

**United States Department of the Interior
National Park Service**

**National Register of Historic Places
Inventory—Nomination Form**

For NPS use only
received
date entered

Continuation sheet	Description	Item number	7	Page	35
296 700 C	Apartments. 2½CR, brick. Four units. Hip roof with engaged two-tier porch across front on brick posts and square posts on second floor. Slight gabled projections to side. Latticed rear stairs. ca. 1928.				
297 704 C	Apartments. 2½CR-G, brick. High hip roof with gabled pavillion which contains central entry, paired bays above and flanking bays on each level. Side sections are identical and contain french doors on the first floor and paired round arched paired french doors on the second which give onto cast iron balconies. ca. 1928.				
298 708 C	C. V. Palmer. 1½B, frame. Bellcast eaves engage the full-facade porch which is supported by paired posts on piers, and is surmounted by gabled dormer. Garage. ca. 1915.				
299 712 N	Offices. One-and-a-half-story frame modern offices. ca. 1980s.				
300 716 C	1CR-Georgian. High hip roof with gabled dormer/vent containing louvered vents under a fanlight. Classical porch on slender Doric columns, fanlighted and sidelighted entry. ca. 1930.				
301 720 C	Prunty Family. 2½PR-T, frame/shingled. Shallow gabled block with stuccoed and timbered and bracketed gable ends. Front gabled projection, gabled dormer, both bracketed, low side gabled porch with entry gable, all three stuccoed, timbered and gabled, and supported on paired columns on piers. "2" mile post stands in front yard, marking the 1900 limits of Charlotte's McAdamized roads. (One of two surviving markers). ca. 1915. Similarly detailed Garage.				
302 726 C	2½CR, frame/shingled. Clipped gable ends, gabled dormers, side wing, one bay porch on Doric columns. ca. 1920.				
303 800 N	2CR-G brick. High hip roof, dentil cornice, projecting entry. ca. 1915.				
304 814 C	1½B, frame/shingled. Broad side gable block, bracketed, with shed porch on square columns and piers. ca. 1915.				
305 820 C	2½FS/B, frame/shingled. Hip roof with gabled dormers with exposed decorative joists. Full facade porch, arched bays on brick piers. ca. 1915.				
306 828 C	J. R. Ross. 2½CR, frame/shingled. Side gabled block with one-story side wings, gabled dormer and gabled porch on shingled posts on brick piers. ca. 1915.				
	Servants Quarters - 1C, framed/shingled. Pyramidal roof, hip roof porch. ca. 1915.				

United States Department of the Interior
National Park ServiceNational Register of Historic Places
Inventory—Nomination Form

For NPS use only
received
date entered

Continuation sheet	Description	Item number	Page
		7	36
307 900 N	Offices. One-story brick office building. ca. 1980s.		
308 908/ N 12	2CR, brick. Side gabled roof, with one-bay portico. First floor bays have been replaced with full-length plate glass panes. ca. 1930, 1980's.		
309 916 C	1½C, frame/shingled. Clipped side gable roof with one-bay shed porch. ca. 1920.		
310 922 C	1½C, frame. Three bay cottage with recessed corner porch. Gable on gable roof with two gabled dormers. ca. 1920.		
311 930 N	Office. One story brick office. ca. 1980.		
312 1000 C	Carroll E. Greenleaf (Bessie). 2½FA/PR, brick. Blend of four Square massing, front gable and lower side gable roof with smaller, lower facade gable projection and broad, low gable porch on brick posts. All gable ends are bracketed and stuccoed. 1923/24.		
313 1000 N	Irving W. Bingham (Vernon). 1B, frame, stucco. One story stuccoed office attached to front of modest frame bungalow. 1922, 1970s.		
314 1014 N	Office. One story, modern office with vaguely "mansard" roof. ca. 1970.		
315 1022 C	Crosland Apartments. 2PR, brick. Four unit apartment with arched parapet roof, two front gable two-tiered porches, flanked on the second floor by paired bays with round arches which repeat the arched parapet. Located on a corner, with identical facades on each street. 1931.		
316 1100 C	Jonathan M. Griffith (Emma). 2PR-Mediterranean, brick. Traditional massing with low hip tiled roof and broad full facade tiled roof porch which extends across one-story side wing. Garage. 1928.		
317 1108 C	I. P. Ransom (Bernice). 2CR, brick. Hip roof, sun room and one-bay porch. Garage. 1926.		
318 1114 C	J. B. Bassett (Sallie). 2CR, brick. Broad full facade porch on square, paneled columns with central gable, porte cochere. Small hip roof dormer. Garage. 1925.		
319 1120 C	F. W. Frederickson (Ruth). 1½DCR, frame. Gambrel roof, nearly full facade shed dormer, one-story side shed roof wing. 1922.		
320 1200 N	First Christian Church. 2PR-Gothic, brick. Gable front, with Gothic arched bays with stained glass, massive arched central bay over entry, also with stained glass. Three-stage tower with crenellated roof on one		

**United States Department of the Interior
National Park Service**

**National Register of Historic Places
Inventory—Nomination Form**

For NPS use only
received
date entered

Continuation sheet Description Item number 7 Page 37

side. Large three-story brick school to south side with round arched and flat arched bays, dentil cornice, keystones, and projecting entrance section. ca. 1953.

- C Education Wing. 2, brick. Handsome two-story brick building with round arched bays and ornamental columns. 1924.
- 321 1218 C Mrs. O. B. Robbins. 1½B, frame. Typical broad bracketed gable roof, front gabled dormer and engaged, arched porch on piers and posts. 1921.
- 322 1222 C Edward S. Fayssoux (Etta). 1½PR/B, brick. Side gable roof with paired end bay projections, one is enclosed, the other is an arched porch. In the center is a gabled dormer. 1932.
- 323 1226 C Samuel K. Hunt (Mary). 1½B, frame/shingled. Gable front with side shed dormers, full facade porch with gable projection on brick pylons. 1920.
- 324 1232 C Benjamin Jaffa (Blanche). 1PR-T, brick. Side gable roof with facade gable with stucco and timbering, front exterior chimney with stone detailing, lower gabled porch. Garage. 1933.
- 325 1236 C Benjamin Jaffe (Mary). 1½B, frame. Low hip roof, hip roof dormer, engaged porch on brick columns. Garage. 1932.
- 326 1244 C Virgil Presnell. 2CR, brick. High hip roof, one-bay side porch, arched recessed entry. Garage. 1926.

EAST WORTHINGTON AVENUE

- 327 217 C 1½V, frame. Hip roof with shingled facade gable and pyramidal projection. Facade is obscured by enclosed porch. ca. 1900, 1979.
- 328 221 C Robert Dixon. 1V, frame. Steep hip roof with side and front gables, shingled. Replacement brick piers with brick balustrade, full facade porch on square columns. Garage. ca. 1900.
- 329 225 N 1 story aluminum building. ca. 1986.
- 330 229 C 1½V, frame. Hip roof with large shingled facade gable, side gable and hip roof wing. Wraparound porch on slender columns with brick piers, turned balustrade, and pedimented gable at entry. ca. 1900.
- 331 311 C 1B, frame/shingled. Nearly pyramidal hip roof with gabled entry porch, partially engaged, triangular brackets and exposed rafter ends. ca. 1920.

United States Department of the Interior
National Park ServiceNational Register of Historic Places
Inventory—Nomination Form

For NPS use only

received

date entered

Continuation sheet	Description		Item number	7	Page	38
	E WORTHINGTON					
332	315	C	L. M. Torrence. 1V, frame. Side gable with massive shingled facade gable flush with wall. Hip roof porch with end bay enclosed on one side, replacement posts and piers. Rear side shed wing. ca. 1905.			
333	319	N	1B, frame/shingled. Hip roofed with engaged porch which has been bricked up. ca. 1920/1970.			
334	321	C	W. P. Owens, 1V, frame. Nearly pyramidal roof with cross gables with shingling and louvered vents. Wraparound porch with shallow facade entry gable, and replacements square posts and railing. 1905.			
335	327	C	1B, frame/shingled. High hip roof with exposed rafter ends, hip roof ventilator, engaged porch/enclosed end bay (original) on paired posts on pier. ca. 1920.			
336	329	C	1V, frame. T-gable roof with facade gable "dormer", wraparound porch on replacement posts and piers. Entries on either side of the porch. ca. 1905.			
337	401	C	1½V, frame. L-gable with lower facade gable. Hip roof porch on replacement paired posts on piers. Side wing. Fine victorian detailed interiors. ca. 1905.			
338	405	C	1½V/PR, frame. Unusual design in Dilworth. Front clipped gable roof with slight overhang over triple bay. One story side wing with shed porch along side supported on Doric columns. Possibly had a front porch. ca. 1907.			
339	409	C	1B, frame/shingled. Front bracketed gable with lower side gable. Gable kicks slightly to engage a full facade porch on square posts on piers. ca. 1915.			
340	413		1B, frame, Overbuilt Victorian, now has appearance of bungalow with high hip roof, facade gable porch on square posts. Asbestos siding. ca. 1910/1930.			
341	417	C	1½B, frame/shingled. Gable front with engaged porch on posts and piers. ca. 1920.			
342	421	C	1V, frame. Steep nearly pyramidal roof with hip roofed wrap around porch on square posts. ca. 1911.			
343	425	C	1½B, frame/shingled. Hip roof with shed dormer, engaged porch with exposed rafter ends, square posts on stuccoed brick piers. ca. 1920.			

United States Department of the Interior
National Park ServiceNational Register of Historic Places
Inventory—Nomination Form

For NPS use only
received
Date entered

Continuation sheet	Description	Item number	7	Page	39
	E. WASHINGTON				
344 429 C	1½V/B, frame. High hip roof with gabled front dormer. Interior chimney, engaged porch on replacement square posts. Smaller side gabled dormers, rear ell. ca. 1910, 1930.				
345 501 C	1½V, frame. High hip roof, side and facade gables. Wraparound porch with tiny entry gable. ca. 1910.				
346 505 N	1B, frame. Gable front section; hip roofed rear section. Porch is completely enclosed. The house retains its form, and may be contributing if additions and enclosures are removed. ca. 1930.				
348 515 C	1½B, frame. Modest front gabled bungalow with full facade engaged porch, one end bay enclosed, on brick posts. Garage. ca. 1928.				
349 517 N	1B, stuccoed. Late Victorian cottage radically reworked in 1980s - high hip roof now low gable with heavily altered porch. Duplex. Entire dwelling has been covered with textured stucco. ca. 1910/1980.				
350 521 C	1½B, frame/shingled. Hip roof with hip roofed dormer, and engaged porch with exposed rafter ends, and posts on piers. ca. 1925.				
351 525 C	1½V, frame. High hip roof with hip roof dormer, and side wings. Wraparound porch with gabled entry on replacement square posts. Garage. ca. 1910.				
352 531 C	D. A. Hargett (C. J. Stinson, Builder; F. L. Bonfoey, Architect.). 1½PR-T stuccoed. Large cross gabled block with engaged porch. Walls, porch balustrade, and gable ends are all stuccoed with applied timbering. Cottage to rear - N. 1911.				
353 701 C	(F. L. Bonfoey, Architect; J. A. Williamson, Builder). 1½B-T, frame. Side gabled block, engaged porch on paired posts on brick piers, gabled dormer with stucco and half-timbering brackets in all gable ends. All bays have diamond paned upper sash. ca. 1920.				
354 705 C	1½B, frame/shingled. Side gable which kicks out to engage porch on posts and piers. Shallow shed dormer. Garage. ca. 1920.				
355 709 C	Arthur Taylor. 2B, frame/shingled. Originally a story and a half bungalow which has been raised to two full stories. Engaged porch on slender posts on shingled piers. Garage. ca. 1925.				
356 715 C	R. H. Bouligny. 1½B, frame/shingled. Gable front with engaged porch on posts and piers. Sidelighted entry, bracketed gable ends. ca. 1915.				

United States Department of the Interior
National Park Service


National Register of Historic Places
Inventory—Nomination Form

For NPS use only
received
date entered

Continuation sheet	Description	Item number	7	Page	40
357 719 C	E WOOTENSTOP R. E. Grabel. 1B, frame/shingled. Low hip roof, engaged porch which wraps to one side (one bay enclosed), with arched bays and shingled balustrade. ca. 1915.				
358 723 C	1½B, frame, shingled. Cross gable roof with exposed rafters and decorative joists. Engaged porch with side plain frieze on short posts on high piers. ca. 1925.				
359 725 C	Otilla Garrison. 1½B, frame/shingled. Low hip roof with hip roof dormer. Engaged porch with enclosed end bay and shingled posts and balustrade. ca. 1925.				
360 729 C	1½B, frame/shingled. Broad side gable with triangular brackets; gable dormer, gabled entry, both bracketed, stuccoed and timbered. Dormer contains Tudor style casements. Engaged porch wraps around one side and is supported by brick posts. Rear shed dormer, shed addition and ell. Garage. 1905.				
361 801 C	1½PR, frame. Somewhat Elizabethan detailing. Side gable block with hip roofed front projection, hip roofed dormers on front and back facades. Wraparound porch on gabled section on paired Doric posts on brick piers. Rear ell. Garage. ca. 1920.				
362 805 C	G. E. Butner. 1½B, frame/shingled. Gable front with off-center gabled projection which engages porch on brick posts, side projections. ca. 1915.				
363 809 C	Mr. Watkins. 1B, frame/shingled. Cross gabled roof, porch on posts and piers. Exposed rafter ends and brackets. ca. 1915.				
364 815 C	Robin Brem (Margaret). 1½B, frame/shingled. Gable front with exposed rafter ends, and simple king post framing. Lower front gable similarly detailed. Engaged and projecting porch supported by posts on stone pylons and with brick balustrade. Garage. ca. 1915.				
365 819 C	Mr. and Mrs. Gatlin. 1½B, frame/shingled. Broad front gable block with hip roofed porch with lower gabled projection supported on post and piers. ca. 1925.				
366 823 C	R. R. Beatty. 1½B, frame/shingled. Front gabled roof with brackets. Lower gabled porch on stone posts. Garage. ca. 1915.				
367 825 C	1½B, frame/shingled. Cross gable roof with triangular brackets. Front porch supported on posts and pylons. Garage. ca. 1920.				

**United States Department of the Interior
National Park Service**


**National Register of Historic Places
Inventory—Nomination Form**



Continuation sheet	Description	Item number	7	Page	41
368 901 C	1½CR/B, brick. Side gable with lower front gabled projection. Engaged porch on square posts with "Chippendale" railing. Gabled dormers. ca. 1920.				
369 907 C	1½B, frame/shingled. Front gable with decorative joist ends, lower gabled porch on paired posts on piers. Lower side gabled projections. ca. 1920.				
370 911 C	1B, frame/shingled. Low hip roof with low shed ventilators. Engaged porch on shingled posts with a part of Doric columns on piers at the entry. Sawnwork balustrade, and low arched bays with plain frieze boards of the porch. ca. 1920.				
371 1111 C 15	1C, brick. Side gable with lower gabled projection ending in three-part bay gabled entry hood on brackets, engaged side porch. Rear ell. ca. 1925.				
372 1211 N	1C, brick,N. Side gable with facade gable porch on paired columns. ca. 1950.				
373 1215 C	1C, frame. Somewhat bungalow inspired fenestration consisting of triple bays, front gable rises above the side gable main block roofline. Central gabled porch on columns. Rear ell. Garage. ca. 1938.				
374 1221 C	1CR, brick. Diminutive cottage with flat roofed porch on slender columns, with wrought iron baustrade at roof line. ca. 1938.				
375 1223	1C, brick. Modest cottage with shed porch and low front gable projection containing a three-part bow window. Garage. ca. 1938.				
376 1227 C	1½CR, brick. Two gable dormers on facade, rear ell. ca. 1938.				
377 1235 C	1C, brick. Side gable block with massive front gable porch (screened) on square columns. ca. 1938.				
378 1239	1½C, brick. L-gable roof with hipped three-part projection to one side. Shed roofed porch (screened) to one side. ca. 1950.				
379 300 N	1½B, frame. Hip roof, hip roof dormer, rear ell. Engaged porch enclosed except for entry, with jalousy windows. ca. 1930.				
380 304 N	1C, frame. Retains original form, but has been aluminum sided, and the porch has been removed. ca. 1920/1960.				
381 312 C	1B, frame/shingled. Low hip roof with hip roof ventilator. Full facade engaged porch on posts and piers. ca. 1930.				

United States Department of the Interior
National Park Service

National Register of Historic Places
Inventory—Nomination Form



Continuation sheet	Description		Item number	7	Page	42
382	316	C	1½QA, frame. High hip roof with lower corss gabled dormers. Full facade porch on square posts. ca. 1900.			
383	320	C	1B, frame/shingled. Front gabled with replacement porch. ca. 1920.			
384	324	N	S. H. Keziah. 1C, frame. Side gable, rear ell, shingled facade gable. Central entry removed, two side entrances added when converted to duplex. Aluminum siding. ca. 1905.			
385	328	C	1C, frame. Side gable block with unequal pair of shingled facade gables. Full facade porch on replacement post and pier supports. ca. 1905.			
386	400	C	1½B, frame/shingled. Front bracketed gable with lower off-center gabled porch. Rear sunroom/engaged porch. Garage beneath rear porch. ca. 1920.			
387	404	C	R. L. Bartley. 1½B, frame. Awkwardly designed with broad, low front gable block with low gable to one side, broad nearly full facade gabled porch and principle gable projects at the center to engage a two-bay porch, now enclosed. Half-story is shingled, as are gable ends and porch. Garage. ca. 1905.			
388	408	C	1½B, frame/shingled. Gable front, engaged porch on brick columns. ca. 1920.			
389	412	C	1½B, frame/shingled. Gable front, bracketed, engaged porch on shingled posts with shingled balustrade. Unusual staggered shingling. Garage. ca. 1920.			
390	416	C	1½V/B, frame. Side gable cottage with massive front gable and hip porch with entry gable and square posts on piers. ca. 1911.			
391	420	C	1½B, frame/shingled. Gable front, bracketed, with engaged porch on brick posts with shingled balustrade. Garage. ca. 1920.			
392	VL					
393	500	C	1½B, frame. High hip roof with side and front gabled dormers, exposed rafter ends, rear ell. Engaged porch supported by square columns, with tiny brackets. One-story side sun room. ca. 1920.			
394	504	C	J. J. Pierce. 1½B, frame. Gabled front with engaged porch on shingled and bracketed gable end. Rear ell. ca. 1915.			
395	508	C	(R. M. Usher, Builder). 1½B, frame. Front shingled gable with off center extension which engaged part of the sull facade porch which is supported on paired Doric columns on piers. Asbestos siding. 1911.			

**United States Department of the Interior
National Park Service**

**National Register of Historic Places
Inventory—Nomination Form**

For NPS use only
received
Date entered

Continuation sheet	Description	Item number	7	Page	43
396 512 C	1B, frame. Low hip roof with hip roof porch on square columns. Asbestos siding 1917.				
397 516 C	F. L. Black (R. M. Usher, builder). 1B, frame. Broad hip roof block with gabled porch on paired posts. Gable is shingled and has applied dentil course on plain frieze. 1911.				
398 520 C	1B, frame. Modest hip roofed bungalow with hip roof porch on replacement wrought iron posts. Asbestos shingled. ca. 1925.				
399 524 C	H. J. Allison. (R. M. Usher, builder). 1½B, frame. Side bracketed gable block with rear ell, gabled front dormer and engaged porch on paired square posts with thick brackets and "pegs" on brick piers. Gable ends are bracketed. 1911.				
400 528 C	1V, frame. Very low hip roof with low hip roof porch which wraps to one side, and which is supported by replacement bungalow posts and piers. ca. 1915.				
401 600 C	D. C. Carmichael. 1½B, frame. Shingled dado on three facades, low hip roof with hip roofed dormers. Engaged porch (screened since 1941). ca. 1915.				
402 604 C	1½B, frame. Gable front with engaged porch on replacement wrought iron posts. Awning and asbestos shingling added. Garage. ca. 1929.				
403 608 C	1½V, frame. Nearly pyramidal roof with lower gabled projection and wraparound porch on fluted Doric posts on brick piers. Garage. ca. 1915.				
404 612 C	T. C. King. 2½FS/B, frame brick veneered first floor, shingled second floor. Gable front with triangular bracketing, wraparound porch on Doric posts on brick piers, leaded glass, one-story rear kitchen ell is load-bearing masonry. 1915.				
405 616 C	E. H. Dewstoe. (R. M. Usher, builder). 1½B, frame. Side gable with engaged porch on Doric columns on paneled brick piers with paneled full height brick posts at corners. Exposed rafter ends, triangular brackets, shed dormer.				
406 620 C	Mrs. A. B. Botton. 2½CR, frame. High hip roof with hip roofed dormers with diamond paned glass, wraparound porch which has been enclosed on the front facade - side is supported by paired Doric columns on brick piers. Divided into apartments. ca. 1911.				

**United States Department of the Interior
National Park Service**

**National Register of Historic Places
Inventory—Nomination Form**

For NPS use only
received
date entered

Continuation sheet	Description	Item number	Page
		7	44
407 624 C	T. S. Sheber (R. M. Usher, builder). 1½B, frame/shingled. Cross gable roof with triangular bracketing. Porch is supported by massive stuccoed columns on brick piers. One-story side projection. 1911.		
408 628 C	(F. L. Bonfoey, architect; F. D. Blake, builder). 2½CR, frame, Side and facade gabled contain Palladian-inspired tripartite windows, gable ends are bracketed. Shed porch, rear shed dormer. Latticed engaged rear porch. 1918.		
409 700 C	T. L. Alexander (Mamie). 2½FS/B, brick, frame/shingled. Brick first floor with shallow arched bays, frame, shingled second story. Gable front roof with flared eaves, wraparound porch on large brick columns, with Tudor arched entry. Brick kitchen ell. ca. 1911.		
410 704 C	T. L. Alexander (Mamie). 2½FS/B, brick, frame/shingled. Brick first floor with shallow arched bays, frame, shingled second story. Gable front roof with flared eaves, wraparound porch on large brick columns, with Tudor arched entry. Brick kitchen ell. ca. 1911.		
411 708 C	A. D. Kincaid. 1½B-T, frame/shingled. Gable front with side gable section and lower front gabled projection. Porch engaged under main roof with pebbledash and half-timbering. ca. 1915.		
412 712 C	H. L. Evans. 2½FS/B, frame/shingled. Cross gable roof with brackets. Broad full facade porch with full span arch. Garage. 1926.		
413 716 C	1½B, frame. Broad slate gabled roof with facade gabled dormer and engaged porch on shingled posts on stone piers. ca. 1920.		
414 720 C	1B, frame/shingled. Side gable with facade gable and lower entry gable, all bracketed. Two-bay porch on low posts on high brick piers. ca. 1925.		
415 724 C	George C. Wearn (Wearn Lumber Company, builder). 2½B, frame. Front gable with side gable section, sawn brackets, porch on shingled posts with shingled balustrade. ca. 1915.		
416 728 C	(F. L. Bonfoey, architect, F. D. Blake, builder). 1½B, frame/shingled. Side gable with gabled dormer, roof kicks to engage porch on paired columns on stone piers. Rear shed. ca. 1915.		
417 800 C	W. H. Peepe (Architect). 1B, frame. Low hip roof with hipped porch and side projections. ca. 1925.		
418 804 C	2½B, frame/shingled. Massive gabled block with gabled roofed dormer, all ends bracketed. Engaged porch on paired posts on brick piers. ca. 1920.		

**United States Department of the Interior
National Park Service**

**National Register of Historic Places
Inventory—Nomination Form**

For NPS use only
received
date entered

Continuation sheet	Description	Item number	7	Page	45
419 808 C	1½B, frame/shingled. Cross gable roof with bracketed ends. Shed porch on brick posts. 1918.				
420 812 C	William Boykin. 2½FS/B, frame. Hip roof with hip roof dormer. Full facade porch with arched bays. ca. 1915.				
421 816 C	2½B, frame/shingled. Front gable main block with ornate fanned brackets, lower side gables also bracketed. Shed porch on posts and piers, shed dormer, rear shed. Shingles are applied in English bond patten. ca. 1920.				
422 820 C	2½FS/B, frame/shingled. Hip roof with hip roofed dormers. Full facade porch on paneled brick posts. ca. 1920.				
423 824 C	1½B, frame/shingled. Broad gabled roof with kick to engage porch on massive stuccoed posts on brick blaustade. Gabled dormer with decorative rafter ends. Shingle patterned like English Bond brick. ca. 1920.				
424 828 C	1C, frame/shingled. Hip roof, with full facade porch on fluted Ionic porch posts. Polygonal bay. ca. 1920.				
425 900 C	1B, frame. Side gable block with engaged porch on posts and piers. Projecting front gable section. ca. 1925.				
426 906 C	1½B, frame. Side gable porch, shed porch, pair of gable dormers. Projecting gabled entry porch on slender columns. Rear ell. Garage. ca. 1930.				
427 910 C	1½B, frame/shingled. Broad cross gables with modest triangular brackets, broad full facade gabled porch on paired columns on shingled piers. Entire block is shingled. Rear side ell. ca. 1930.				
428 1012 C	Charles P. Heindel. 2FS, brick. Massive square block under low hip roof with projecting gabled porch and smaller hood over entry. One story side porch. ca. 1915.				
429 1016 C	James A. Carson. 1PR/C, brick. Steep side gables with facade gable which contains three-part projecting bay. Side wing and rear ell. ca. 1930.				
430 1100 C	William G. McCullouch. 1B, brick. Massive full-facade gabled porch on brick columns. Rear ell. Garage. ca. 1930.				
431 1106 C	1PR, brick. Steep side gables, stuccoed, with pair of facade ables, one containing an arched entry with keystones, and the other a pair of windows. One-story rear ell. Garage. ca. 1930.				

United States Department of the Interior
National Park Service

National Register of Historic Places
Inventory—Nomination Form

For NPS use only
received
date entered

Continuation sheet	Description	Item number	7	Page	46
432 1110 C	Apartments. 2FS, brick. Two-units, with front and side entries sheltered by hip roofed porches on brick piers. Garage. ca. 1930.				
433 1118 20 C	Apartments. Hip roof with front projection, and facade gable over two-tier porch on wrought iron posts (screened). ca. 1930.				
434 1216 18 C	Apartments. 2CR/G, brick. High hip roof, paired front entries under arched gabled porches. Tiny one-story hip roofed side wings. Garage. ca. 1928.				
435 1220 N	One-story brick ranch house with facade gable. ca. 1955.				
436 1224 C	1½C, brick. Broad gable roof, two gabled dormers. One-bay front porch with flat balustraded roof. Garage. ca. 1930.				
437 1230 C	1C, brick. Modest cottage with side gable roof with facade gable projection. Shed roofed porch (screened). ca. 1930.				
438 1234 C	1½C, brick. Side gable with lower facade gable with round arched bay. Porch on slender columns, flat balustraded roof. Garage. ca. 1935.				
439 1238 C	1C, brick. Side gable roof, front gable, with lower front gable section. ca. 1938.				
TREMONT AVENUE					
321? 440 401 N	1B, frame. Form is visible, but structure has been sided with board and batten siding, including porch. ca. 1920.				
441 307 C	1V, frame. Hip roof with hipped front projection. Wraparound porch on replacement brick posts. ca. 1900.				
442 315 N	1C, frame. Side gabled with brick show room in place of porch. Garage. ca. 1950.				
443 318 ⁹ C	1B, brick. Hip roof with engaged porch (enclosed) on brick posts. ca. 1925.				
444 325 C	1½B, frame. Modest bungalow with paired bays and shed dormer. ca. 1915.				
445 401 N	Duplex, brick. One story with casement windows. ca. 1950.				
446 405 N	Duplex, brick. Hip roof with hip roofed porch on wrought iron posts. ca. 1950.				

United States Department of the Interior
National Park Service

**National Register of Historic Places
Inventory—Nomination Form**

For NPS use only
received
date entered

Continuation sheet	Description	Item number	Page
	TREMONT (CONT.)	7	47
447 409 C	1B, frame. Side gable block with front gable projection tied into engaged porch on posts and piers. Gable dormer/vent, exposed rafters. Replacement siding. ca. 1920.		
448 413 C	1½B, frame/shingled. Side gable block with projecting gabled porch (screened) on posts and piers. Garage. ca. 1920.		
449 417 C	1½B, frame. Modest gable front bungalow with engaged porch enclosed end bay; shingled gable ends with triangular brackets. ca. 1920.		
450 421 N	One story brick dwelling with projecting center bay. Garage, N. ca. 1920.		
451 425 N	One story brick dwelling, one bay porch. ca. 1950.		
452 429 C	1½B, frame. Side gable roof, engaged porch on paired posts on large piers, gable dormer, rear ell. ca. 1915.		
452A 501 C	1½B, frame/shingled. Bracketed front gable, engaged porch with balustrade. High brick foundation. ca. 1915.		
453 505 N	Duplex, brick. One story gable front block with side gable. ca. 1950.		
454 509 C	1B, frame/shingled. Side gable with facade gable porch, all bracketed; rear ell. Garage. ca. 1915.		
455 515 C	1C, frame. High hip, nearly pyramidal roof with hip roof wing. Bungalow massing, exposed rafter ends, but with only a bracketed gable hood at the entry. ca. 1930.		
456 517 C	1B, frame/shingled. Side gable with a shed porch on paired posts on large piers. Rear ell. ca. 1920.		
457 521 C	1B, frame. Gable front with engaged porch on posts and piers. Exposed rafter ends. ca. 1920.		
458 525 C	1½B, frame. Front bracketed gable roof with lower side gable porch, and lower front gable porch. ca. 1920.		
459 529 C	1B, frame. Front gable with brackets, gabled porch on posts and piers. Side porch (screened). ca. 1920.		
460 601 C	1½B, frame. Front gable block, shingled, with slightly lower front gabled porch, also shingled and bracketed, with engaged porch with enclosed end bay. Block retaining wall. ca. 1920.		

**United States Department of the Interior
National Park Service**

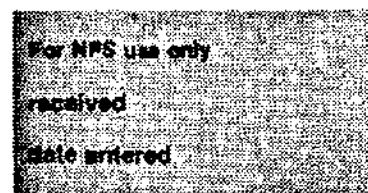
**National Register of Historic Places
Inventory—Nomination Form**

For NPS use only
Received
Date entered

Continuation sheet	Description	Item number	Page
	TREMOPT (CONT.)	7	48
461 605 C	1½B, frame. Side gable block with asymmetrical front gable which engages the front porch and enclosed end bay. Rear ell. ca. 1920.		
462 609 N	Apartments. 2, brick. Square block under nearly pyramidal roof. Possibly a "Four Square" which has been brick veneered and had the porch removed. ca. 1920.		
463 615 C	1½B, frame/shingled. High hip roof with hip roofed dormer, exposed fater ends and full facade porch on posts and piers. ca. 1920.		
464 619 C	1C, frame. Side gable block with rear ell, gabled porch on paired square columns. ca. 1920.		
465 621 C	1B/C, frame. Bungalow massing with clipped gables, but with clipped gable hood at entry. ca. 1920.		
466 625 C	1B, frame/shingled. Pyramidal roof with gabled facade porch on posts and piers. Exposed rafter ends and brackets in gable end. ca. 1920.		
467 629 C	Apartments. 2FS, brick. Hip roof with engaged two-tiered porch. Projecting central arched entry surmounted by paired bay. ca. 1928.		
468 701	2FS/B, frame/shingled. Elegant and impressive blend of vernacular "Four Square", weatherboarded on first floor and shingled on second with wraparound porch on round arched shingled "posts" on brick piers, all on a high brick foundation. Hip roofed projection on side second floor, attic vents. One story rear wing. ca. 1915.		
469 705 C	1½DCR, frame. Steel gambrel with two shed roof dormers. slate roof. Galed bracketed hood over off-center entry. One story side wing. ca. 1920.		
470 709 C	1B, frame. Side gable block with facade gable and partially engaged porch on Doric columns. Triangular brackets. ca. 1920.		
471 715 C	1C, frame. Side gable, exposed rafters, clipped gable porch on Doric columns. Aluminum siding. ca. 1935.		
472 719 C	1½B, frame. Nearly pyramidal roof with gabled dormer. Engaged porch (screened) on paired square columns on piers. ca. 1915.		
473 801 C	1½C, frame. Side gable with one-story side wing. Facade gable with paired bays, shed hood extends from roof plane over entry which has sidelights. ca. 1928.		

United States Department of the Interior
National Park Service

**National Register of Historic Places
Inventory—Nomination Form**



Continuation sheet	Description	Item number	7	Page	49
	TREMONY (CONT)				
474 805 C	1B, frame. Side gable block with facade gable, ends bracketed, engaged porch on squat square posts on piers. Rear ell. German siding. Garage. ca. 1915.				
475 811 C	1½B, frame/shingled. Nearly pyramidal, bellcast roof with gabled dormer. Paired posts on piers support the engaged porch. Garage. ca. 1915.				
476 300 N	Store. Two story brick store with two store fronts. Flat roof. ca. 1950.				
477 400 C	1C, frame. Modest cottage with triangular brackets, enclosed one-bay porch, small side gable addition to rear with entrance on street. ca. 1925.				
478 404 C	1B, frame. Nearly pyramidal hip roof with front gabled engaged porch on posts. ca. 1920.				
479 408 C	1B, frame/shingled. Hip roof block with facade gable porch with triangular brackets. ca. 1920.				
480 412 C	1½B, frame. Front clipped gable, shed porch on replacement wrought iron posts. ca. 1925.				
481 420 C	1B, frame. High, nearly pyramidal hip roof, with lower hip projection porch on shingled posts. Sidelights at entry. ca. 1920.				
482 424 C	1B, frame/shingled. Gable front roof with gabled and hip roofed porch on posts and piers. Garage. ca. 1920.				
483 428 C	1B, brick. Hip roof with gabled porch on square columns. Replacement siding. ca. 1915.				
484 500 C	1B, frame. Side gable, exposed rafters, engaged porch, four vertical panes over one pane sash windows. Aluminum siding. Garage. ca. 1925.				
485 504 C	1B, frame. Gable front, brackets, exposed rafters, large attic vent, engaged porch on doric columns. Asbestos shingles. Garage. ca. 1920.				
486 508 C	1C, frame. Side gable with modest facade gable porch on square columns. Sidelighted entry. Shingled gable ends, asbestos shingles on block. Garage. ca. 1930.				
487 512 C	1C, frame. Projecting entry, carport, side porch. ca. 1930.				
488 520 C	1B, frame. Facade gable with brackets, attached porch (screened), and rear ell. Asphalt siding. ca. 1915.				

United States Department of the Interior
National Park Service

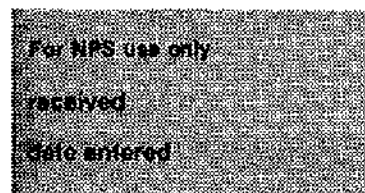
**National Register of Historic Places
Inventory—Nomination Form**

For NPS use only
received
date entered

Continuation sheet	Description	Item number	Page
	TREMOPT (CONT)	7	50
489 524 C	1B, brick. Cross gabled with wraparound porch on brick posts. ca. 1920.		
490 528 C	1C, frame. Side gabled block with gabled one-bay porch. Aluminium siding. ca. 1925.		
491 600 N	Two-story brick veneered dwelling, originally appears to have been a "Four Square", under pyramidal roof. One-bay replacement porch. ca. 1915/1970.		
492 604 C	1B, frame. Side gabled roof with gabled dormers. Engaged porch on posts and piers. rear ell. 1920.		
493 608 C	1½B, frame. Clipped gable roof, engaged porch and gabled front projection. Gabled dormer. Aluminum siding. Garage. ca. 1915.		
494 612 C	1½B, frame. Broad, low front gable section, side gable section; triangular brackets, German siding. Bungalow massing and detailing, except there is only a bracketed hood over the entry. ca. 1915.		
495 616 C	1½B, frame. Gable front with lower gable front porch. Garage. ca. 1920.		
496 620 C	Duplex. 1B, frame. High hip roof with hexagonal slate, broad full facade engaged porch on posts and piers, two entries. ca. 1915.		
497 624 C	1½B, frame/shingled. High hip roof, gabled bracketed dormer. Full facade engaged porch on posts and piers. ca. 1920.		
498 630 C	1½C, brick. Steep side gable block with steeply pitched front gable projection. Shed roof dormer. Engaged porch on square columns. ca. 1925.		
499 700 C	1B, frame. High hip roof, small gabled porch. Aluminum siding. Garage. ca. 1915.		
500 704 C	Apartments. 2FS/CR, brick. Low hip roof with engaged two-tier porch with Doric columns and balustrades. Gabled two story projecting entry section with sidelights. ca. 1928.		
501 708 C	1B, frame. Telescoping effect created by low gabled block, slightly lower, and slightly off-center gable, with hip roofed porch. Asbestos shingles. ca. 1920.		
502 712 C	1B, frame. Side gable block with bracketed gable porch. Exposed rafter ends, rear ell. German siding. ca. 1915		

United States Department of the Interior
National Park Service

National Register of Historic Places
Inventory—Nomination Form



Continuation sheet	Description	Item number	7	Page	51
503 716 C	TREMONT (COPY) 1B, frame/shingled. Nearly pyramidal roof, shed dormer. Engaged porch on posts and pylons. ca. 1920.				
504 720 C	1½B, frame. Side gable roof, exposed rafter ends and triangular brackets, bracketed gable dormer. Engaged porch on Doric columns with turned balustrade. Asbestos shingles. ca. 1920.				
505 724 C	1½B, frame. Side gable, engaged porch on replacement very slender posts, car port, and shed dormer/vent. Aluminum siding. 1920.				
506 728 N	Apartments. Two-story brick apartments with front projections flanking recessed door surmounted by paired bay. Has general form of earlier apartments. 1980.				
507 800 C	1B, brick. High hip roof, with gabled porch on replacement wrought iron posts on brick piers. Side entrance. ca. 1920.				
508 806 C	1C, frame. Side gable block with one-story side wing, and facade gable over entry which is sidelighted. Aluminum siding. ca. 1925.				
BROOKSIDE					
509 822 C	Apartments. 2½CR, brick. Gabled hood on slender columns over sidelighted entry. Gabled attic vent. ca. 1928.				
510 808 C	1½B, frame. Side gabled with shed dormer and engaged porch on posts and piers. ca. 1920.				
511 812 C	1½C, frame. Side gabled with higher facade gable and lower gable projecting to the front. Engaged porch on square posts. ca. 1925.				
512 816 C	1½B, frame. Side gabled with lower front gabled porch on bracketed posts. ca. 1920.				
513 820 C 22	1B, stuccoed. Side gabled with hip roofed vents. Arched full-facade engaged porch. Rear ell. ca. 1920.				
514 824 C	1½CR, frame. Cottage with side gabled roof, and engaged porch on Doric columns. Aluminum siding. ca. 1925.				
MAGNOLIA AVENUE					
515 915 C	1½DCR, frame. Side gambrel roof with shed dormers flanking a small pair of bays, gabled entry porch on Doric columns. ca. 1925.				

**United States Department of the Interior
National Park Service**

**National Register of Historic Places
Inventory—Nomination Form**

For NPS use only
received
date entered

Continuation sheet	Description	Item number	7	Page	52
516 917 C	1B, frame. Small front gabled roof with side gable intersection, and lower front gable, all with exposed rafter ends. Engaged porch on paired posts on brick piers. Garage. ca. 1920.				
517 921 C	1B, frame. Side gabled with bellcast front gabled projection. Aluminum siding. ca. 1920.				
518 925 C	1B, frame/shingled. Cross gables with triangular brackets and exposed rafter ends, engaged porch on square posts on pylons. Garage. ca. 1920.				
519 929 C	1B, frame/shingled. Paired side gables tied two facade gabled, all shingled and with plain friezes. Gabled porch is supported by stone pylons; a stone chimney is on the front garage. Rear ell. Garage. ca. 1920.				
520 900 C	1½B, frame. Clipped gable roof main block, unequal, small front gabled, engaged porch on triple posts on piers. ca. 1920.				
521 906 C	1B, brick. High hip roof with front bracketed gable dormer and side gable on side of porch which is engaged under an extension of the main roof. Garage. ca. 1925.				
522 910 C	1½DCR, frame. Steep gambrel roof, full facade shed dormer with recessed center bay, one-bay gabled porch. ca. 1920.				
523 914 C	1½B, frame. Typical low massing, broad gable roof which kicks very slightly to engage full facade porch on piers and posts. Very low shed dormer. Garage. ca. 1925.				
524 918 C	1B, frame. Side gable main section with facade gable with open end with three fanned members supporting it. Large round columns support the roof. Garage. ca. 1925.				
525 922 C	1B, frame, shingled. Small, but excellent example of Bungalow styling, including side gable block, with front projecting bracketed gable section which shelters wraparound porch. Garage. ca. 1925.				
IDEAL WAY					
526 915 C	J. M. Geohagon. 1B, frame. Gable front roof with engaged full facade porch on round columns. Garage. 1928.				
527 919 C	F. L. Walker. 1½DCR, frame. Cross-gambrel roof with bellcast eaves, and side and front shed dormers. Garage. 1926.				

**United States Department of the Interior
National Park Service**


**National Register of Historic Places
Inventory—Nomination Form**

For NPS use only
received
Date entered

Continuation sheet	Description	Item number	Page
	IDEAL (CONT)	7	53
528 925 C	C. L. Elliott. 1½CR/B, frame. Gable side, with shed dormers, engaged porch. Garage. 1927.		
529 927 C	J. H. Spearman. 1½CR, frame. Gable side roof with shed dormer, hood over entry. Garage. 1925.		
530 931 C	R. H. Barge. 1½CR, frame. Shed dormer, side porch, and gabled portico. 1929.		
531 935 C	L. W. Cloninger. 1½B, frame. Staggered front gables, porch with sawn sheathing and supported by large brick posts, side gable dormers. Garage. 1926.		
532 939 C	Morehead Jones. 1CR-C, frame. Modest cottage with pedimented gable porch. Garage. 1923.		
533 1209 C	E. J. Rhune. 1½DCR, brick and frame. Brick first floor, gambrel roof section with shed dormer. One story side wing. Garage. 1927.		
534 1213 C	P. S. Cromer. 1B, brick. Clipped gables, front clipped gable section engages porch on brick piers and wood posts. Garage. 1929.		
535 1217 C	Dr. William Strong. 1½B, frame. Large bungalow with nearly full facade shed dormer and side gable roof which kicks slightly to engage full facade porch. Garage. 1929.		
536 1223 C	William H. Daffron. 1½B, brick. Typical massing, engaged porch, gable dormer with stucco and timbered finish. Garage. 1932.		
537 1225 C	Mrs. R. K. Arnold. 1½DCR, frame. Full facade shed dormer, gabled entry. Garage. 1928.		
538 928 C	H.H. Baxter. 1½DCR, frame. Steep gambrel roof with shed dormers and one story flat balustraded roof. 1925.		
539 932 C	R. B. Knollenburg. 1½PR, frame. Very steep hipped roof with bellcast eaves, steep gabled section, and hip roof section. Unusual combination of rooflines. 1927.		
540 1012 C	F. M. Phillips. 1½B, frame. Low shed dormer, one-story rear ell, one-bay gable porch. Garage. 1927.		
541 1016 C	J. H. Northern. 2FS, brick. Interesting gable front roof with sheathed gable end, one-story side porch, one-bay entry. Garage. 1928.		

**United States Department of the Interior
National Park Service**

**National Register of Historic Places
Inventory—Nomination Form**



Continuation sheet	Description	Item number	Page
		7	54
542 1020 C	L. B. Crayton, 1½B, frame. Cross gable roof with two bays on second floor, full facade hip roof porch with gabled entry, brick posts. 1927.		
543 1024 C	Mrs. Emma Garrison. 1½DCR, frame. Gambrel roof, nearly full facade shed dormer, one-story side porch (screened). 1930.		
544 1100 C	Dr. Olin J. Houser. 1½PR, frame. Gable roof with lower side section, stone front facade chimney, and arched stone one bay porch. One-story side sun room. Garage. 1927.		
545 1104 C	W. S. Obenshain. 1C/B, brick. Side gable main block with projecting side gable sections flanking a central three part bay. One side section contains arched porch. Each gable end contains a fanlight. 1927.		
CLEVELAND AVENUE			
546 1501 C	1B, frame. Bracketed front gable block with lower gabled bracketed porch on stuccoed posts. ca. 1930.		
547 1505 C	1B, frame. Bracketed front gable block with lower bracketed gable porch on stuccoed posts. ca. 1930.		
548 1500 C	1B, frame. Bracketed gable front with lower bracketed porch on stuccoed posts. ca. 1930.		
549 1506 C	Apartments. 2, frame. Side gabled block with gabled porch sheltering multiple entries. Two-story rear ell. Aluminum siding. ca. 1930.		
550 1514 C	1B, frame. Bracketed front gable with lower gabled porch on stuccoed posts. ca. 1930.		
551 1520 C	1B, frame. L-gabled block with engaged porch with gabled projection at entry. All gable ends contain modest triangular brackets. ca. 1930.		
552 1524 C	1B, frame. Gable front with lower off center gabled two-bay porch on posts and piers. Modest triangular bracketing. ca. 1930.		
553 1528 C	Apartments. 2FS, frame. Two-tier porch on stuccoed posts. ca. 1930.		
554 1510 C	Apartments. 2FS, frame. Low hip roof with engaged two-tier porch on stuccoed posts. ca. 1930.		
555 1532 C	Apartments. 2, stuccoed. Gable front with slightly lower gabled two-tier full-facade porch on brick posts. Gable ends are bracketed. ca. 1930.		

United States Department of the Interior
National Park ServiceNational Register of Historic Places
Inventory—Nomination Form

For NPS use only
Received
Date entered


Continuation sheet	Description	Item number	Page
	CLEVELAND (cont)	7	55
556 1536 C	1C, frame. L-gabled roof with lower front gable over the entry, and shed roof porch in junction of the "L". Lower side gabled projection. ca. 1930.		
557 1527 C	1B, frame. Low hip roof, with side gabled projections. Engaged porch with exposed rafter ends, supported by weatherboarded posts and columns on brick piers. ca. 1915.		
558 312 C	2½QA, frame. Front gable with polygonal projection to side, and hhip roofed dormer. Porch as been removed. Interesting arched shingled gable end. ca. 1895. Moved to prevent demolition.		
559 314 C	2½FS, frame. High hip, nearly pyramidal roof with dormer. Porch removed, balustraded deck added. Leaded glass in second story windows. Moved to prevent demolition. ca. 1900.		
560 316 C	2½QA, frame. Front gable on hip roof with side hipped roof projection. Front gable contains pallidian-inspired tripartite bays with diamond paned sash. Polygonal tower added to front corner. Wraparound porch on Doric columns, with balustraded deck. ca. 1900. Moved to prevent demolition.		
561 1508 C	1½VC, frame/shingled. Gable front with lower side gabled section. Wraparound porch with gabled entry. ca. 1900.		
562 1616 N	Mr. Benoit. 2½B, frame. Large square house with hip roof, little detail. Wraparound porch on Doric columns on shingled piers. Gabled dormer added. Garage. ca. 1925, 1980.		
563 1714 C	Mrs. A. C. Dixon. 2½QA/CR, frame. Garage. Pedimented side gable with shingled ends, polygonal central projection, wraparound porch with balcony. One-story rear gabled ell. 1905.		
564 1812 C	2CR, frame. Low hip roof with front projection. Porch is in junction of "L", and is supported by Doric columns. ca. 1925.		
565 1621 C	Apartments. 2½FS, frame. Hip roof with gabled dormer. Central entrance two-tiered with french doors on second level. ca. 1925.		
566 1717 C	2½QA, frame. Gabled on hip roof with lower side gable section and front gabled projection. Wraparound porch on turned posts iwth turned balustrade, second story balcony engaged under side gable section, and tiny plygonal tower. Rear one-story ell with engaged porch. ca. 1900.		
567 1809 C	2CR, brick. Hip roof with hipped ventilator. One-bay gabled porch. ca. 1925.		

**United States Department of the Interior
National Park Service**


**National Register of Historic Places
Inventory—Nomination Form**

For NPS use only
received
date entered

Continuation sheet	Description	Item number	Page
		7	56
568 1823 C	1½VC, frame. High hip roof with facade gable and rear hip roofed ell. Wraparound porch on turned posts. Garage. ca. 1910.		
569 1829 C	(former) Dilworth Methodist Church South. (Marvin W. Helms, architect; S. L. Vaughan, builder) 1CR, brick. Hip roof block surmounted by domed belvedere. Round arched bays in rear section with fanlights; rectangular transoms over front section bays. Classical portico with pedimented fanlight gable on massive Doric columns. Well proportioned, academic rendition of the style. 1915.		
570 1915 N	One story structure with low hip roof and corrugated metal siding. ca. 1950.		
571 1913 N	1 Commercial, block. Flat roofed, three bay. ca. 1960.		
572 2005 C	1C, frame. "Triple-A" mill house with shingled gable ends and unusually detailed vents in gable ends. Rear ell. ca. 1900.		
EUCLID AVENUE			
573 1510 C	1½B, frame. Bracketed cross gable roof with full facade porch and porte cochere. Garage. ca. 1925.		
574 1614 C	2½FS, frame. Pyramidal hip roof with hip roofed dormer. Full facade porch on Doric columns. Rear ell. ca. 1910.		
575 1616 C	G. C. Carpenter. 2½FS, frame. First floor is weatherboarded, second is shingled. Hip roof with hip roofed dormer. Full facade porch with gabled entry. ca. 1905.		
577 1710 C	2FS, brick. Pyramidal roof, hip roofed ventilator. Full facade porch (screened) on brick posts with recessed corners. Garage. ca. 1928.		
578 1814 C	2CR, brick. Side gabled roof with dentil cornice. One-bay portico on Doric columns. ca. 1925.		
579 1818 C	1½C, frame. Gable front with wraparound porch on replacement posts. Lower side gable section. Asbestos shingled. ca. 1925.		
580 1916 C	1B, frame. Side gabled with engaged porch on posts and piers. Rear ell. Garage. ca. 1920.		
581 1920-28 N	Apartments. Multi-unit two story complex, brick. Asymmetrical gable sections flank central side gable section. ca. 1900.		

United States Department of the Interior
National Park ServiceNational Register of Historic Places
Inventory—Nomination Form

Continuation sheet	Description	Item number	Page
		7	57
582 2000 N	1C, frame. "Triple A" cottage, rear ell, hip roof porch. Asbestos shingles. Garage. ca. 1900.		
583 2004 N	1C, frame. L-gabled cottage, replacement sash, one-story porch in junction of "L" with replacement posts. ca. 1900.		
584 2012 C	1C, frame. L-gabled cottage, porch in junction of "L". Rear ell. ca. 1900.		
585 2016 C	1C, frame. L-gabled, porch in junction of "L". Rear ell. ca. 1900.		
586 2020 C	1C, frame. "Triple-A", rear ell. Porch removed. ca. 1900.		
587 1501 C	(former) Dilworth School 2CR, brick. Fifteen-bay school with dentil cornice and columned entry. It appears that a portion of the building may have been removed from the south side, where nearly the entire wall has been replaced. Window sills continue across the entire facade as a string course between bays. Brick parapet coped with concrete.		
588 1619 C	William R. Cornell. 1½V, frame. High hip roof with hip dormers and side projection. Wraparound porch on Doric columns. ca. 1910.		
589 1621 N	1 Duplex, brick. Originally two stories, burned ca. 1977. and lowered to one-story. Brick veneered, engaged porch under front gable roof. ca. 1925, 1977.		
590 1715 C	2QA/DCR, frame. Gambrel roof to street, with gabled side to north, obliterating one plane of the gambrel. One-story side gables. Hip roofed wraparound porch on square posts. ca. 1905.		
591 1719 C	2V, frame. Hip roof with cross gables, shingled. One-story wraparound porch (end bay enclosed), with turned balustrade, chamfered posts, and curvilinear brackets with drop pendants and cornice. Asbestos siding. Garage. 1904.		
592 1915 C	1B, frame. Side gable with engaged porch on replacement posts. Porte cochere. ca. 1920.		
593 1917 C	1B, frame. Side gabled roof with engaged porch on brick posts and extending to form porte cochere. Aluminum siding. ca. 1920.		
594 1616 C	Rev. W. H. Adams. 1½B, frame. Side gable, engaged porch on post and pier, bracketed facade gabled dormer. Garage. ca. 1915.		

United States Department of the Interior
National Park ServiceNational Register of Historic Places
Inventory—Nomination Form

Continuation sheet	Description	Item number	Page
	LYNDHURST AVENUE	7	58
595 1712 C	(J. D. Fash, builder). 1B-T frame/shingled. Front gable with off-center lower gabled porch with applied "timbering". Porch is supported by paired posts on piers. 1918.		
596 1716 C	1½DCR, frame. Front end of gambrel roof is shingled. Full-facade porch on reeded square columns. One story side gabled wings. ca. 1920.		
597 1812 C	1½V, frame. Said to have been built by Latta. L-gable with shingled ends, wraparound porch with replacement posts, one end enclosed, the rest is screened. ca. 1905.		
598 1816 C	R. A. Moon. 1B, frame. Originally a Victorian cottage, remodeled in 1920s to present bungalow form. Front gable with shingled end and brackets. Engaged porch on square paired posts, shingled balustrade. ca. 1905, 1925.		
599 1912 C	1½ B, frame. Pyramidal roof, hip roof dormer, engaged porch on posts and piers. Rear ell. ca. 1925.		
600 1914- 16 C	1B, frame. Gable front with engaged porch. Has been divided into duplex. ca. 1930.		
601 1615 C	1½B, frame. Side gabled roof which engages the porch. Bracketed gabled former. ca. 1920.		
602 1619 C	1½B, frame. Front gable, side shed dormers, engaged porch with shingled and bracketed gable end. Engaged porch glassed in. 1926.		
603 1621- 23 C	Duplex. 2CR, brick. Hip roof with slightly arched dormers and bracketed cornice. End bays are slightly recessed, with one-bay arched porches on the first floor. Rear lattices porches. ca. 1928.		
604 1717 C	W. C. Hinson. 1½B, brick. Hip roof with lower hipped section, gabled dormer, hip roof porch with exposed rafter ends. Rear and side bays arched. Rear ell. ca. 1910.		
605 1817 C	1½V, frame. High truncated hip roof with facade and side gables, shingled. Wraparound porch with gabled entry, turned posts and sawn brackets. ca. 1905.		
606 1819 C	B. L. Scronce. 1½V, frame. Truncated hip roof with side gable wing and gabled dormer. Wraparound porch on paired Doric columns on shingled piers, with gabled entry. Garage. ca. 1905.		

**United States Department of the Interior
National Park Service**

**National Register of Historic Places
Inventory—Nomination Form**



Continuation sheet	Description	Item number	Page
		7	59
607 1915 N	1½B, frame. Gable front with semi-circular enclosed porch added to front, obscuring any detailing. Garage. ca. 1930.		
608 1919 C	W. L. Freeland. 1V, frame. "Triple A" cottage with rear ell. Replacement porch posts - square posts on piers support full facade porch. ca. 1905.		
WINTHROP AVENUE			
609 1712 C	2½ FS/CR, frame. Cross gabled roof with gabled ventilator, finials on all gable ends. Weatherboarded first floor, shingles second floor and gable ends. One-story rear ell. Full facade porch on Doric columns. ca. 1910.		
610 1716 C	1½DCR, frame. Front gambrel roof with side gables toward rear, one-story rear ell. Wraparound porch on square columns with gabled entry. ca. 1905.		
611 1812 C	1½B, frame/shingled. Cross gable, with full-facade engaged porch on paired bracketed posts, with shingled balustrade. Gable ends bracketed, eaves flare slightly. ca. 1915.		
612 1816 C	G. L. VanEchap. 1½B/CR, frame/shingled. Hip roof with hip roofed dormer. Engagd porch shelters transomed and sidelighted entry, and is supported on paired posts on shingled piers. ca. 1915.		
613 1912 N	1C, frame. Two facade gables with shingled ends. Full-facade porch (enclosed). ca. 1935.		
614 1916 C	1C, frame. Side gable with recessed entry. One section is rought stuccoed with timbering, the other is sided with asbestos shingles. ca. 1930.		
615 1913 C 15	1C. frame. Triple-A roof with rear ell. Full-facade porch on replacement posts on piers. Singled facade gable ends. ca. 1930.		
616 1919- 21 C	1V, frame. L-gable with lower gabled ventilator. Full facade porch with gabled entry (end bay enclosed), on replacement posts and piers. Now two apartments. ca. 1900.		
SPRINGDALE AVENUE			
617 1912 C	J. B. Griffith. 1½V, frame. L-gable with lower front gabled ventilator, all gable ends shingled. Hip roof full-facade porch on turned posts with sawnwork brackets, balustrade removed. ca. 1900.		

United States Department of the Interior
National Park ServiceNational Register of Historic Places
Continuation SheetSection number 7 Page 60

- 618 1916 C B. N. Griffith. 1V, frame. L-gabled with lower gabled ventilator, all gable ends shingled. Full-facade porch with gabled entry on replacement bungalow posts consisting of square posts on brick piers. German siding. ca. 1900.
- 619 1701 C H. L. McCorkle. 1½B, frame/shingled. Side gable with gabled dormer and gabled porch with applied timbering on paired square posts on piers. Exposed rafter ends. ca. 1915.
- 620 1709 C 1½B, frame. Clipped gable to street with engaged bracketed dormer, projecting hipped roof projection and combination engaged and hipped roof porch (screened). Heavy sawn brackets in all eaves. Garage now apartment. ca. 1920.
- 621 1715 C 1B, frame/shingled. Front gable with shed porch which wraps to one side on posts and broad brick pylons. Side gabled wing, rear ell. ca. 1920.
- 622 1915 C 1V, frame. L-gabled roof with wraparound porch on replacement wrought iron posts. Aluminum siding. ca. 1905.
- 623 1919 C 1V, frame. L-gable with lower front gabled ventilator, gable ends shingled. Full-facade porch, gabled entry, on replacement posts and piers. ca. 1900.

LENNOX AVENUE


- 624 1706 C 1½B, frame. Side gable with facade gable. Engaged porch (screened). Aluminum siding. Garage. ca. 1925.
- 625 1818 C 1½B, frame. Cross gable with exposed joists. Engaged porch, end bay enclosed. ca. 1925.
- 626 1914 C 1B, frame. Side gable with full facade gabled porch on posts and piers. ca. 1925.
- 627 1918 C 1½C, frame. Facade gable, shingled, with lower side and front gables. Projecting gable forms porte cochere. Garage. ca. 1925.
- 628 1922 C 1C, frame. Bracketed side and facade gables. One-bay porch, Garage. ca. 1925.

United States Department of the Interior
National Park ServiceNational Register of Historic Places
Inventory—Nomination Form

Continuation sheet	Description	Item number	Page
		7	61
629 1926 C	Duplex, 1B, frame. Clipped side gabled with stucco and timbering. Paired facade gabled porches. ca. 1925.		
630 1930 C	1½CR, brick. Side gable with engaged central porch flanked by enclosed end bays. Twin gabled dormers. ca. 1930.		
632 1819 C	1½B, frame/shingled. Front gable with side gabled dormers with chamfered corners. Full facade porch with broad arched frieze. ca. 1925.		
633 1915 C	1B, frame. Side gable block with facade gabled porch on posts. All ends are bracketed. Rear ell. Garage. ca. 1925.		
634 1917 C	2B, frame/shingled. Clipped side gable section with paired front projecting clipped gables. Full-facade porch on posts and shingled piers, shingled balustrade. ca. 1920.		
635 1921 C	1B, frame. Hip roofed block with bracketed gable porch on post and piers. Garage. ca. 1925.		
<i>Amie T. Brown</i> 636 1610 C	1½B, frame. Side gable with engaged porch and brackets. Nearly two-story gabled addition has been made to front which detracts from detailing of original block. ca. 1920, 1980.		
637 1616 C	2CR, frame. Hip roof, rear shed. One-bay gabled porch. Garage. ca. 1920.		
638 1618 C	1½PR, brick. Steep gable with engaged porch, eyebrow dormer, and lower gable front and rear projections. Semicircular hood over entry supported by Doric columns. Garage. ca. 1930.		
639 1704 C	1B, frame. Cross gable with brackets. Engaged porch (screened), exterior front stone chimney, stone foundation, stone porch balustrade. ca. 1930.		
640 1708 C	1B, brick. Side gable with facade gable roof on paneled posts on piers. Gable ends stuccoed and timbered. ca. 1920.		
641 1712 C	Apartments. 2CR, brick. High hip roof, engaged two-tiered porch, and hip roof dormer. Central projecting entry divides the porches. Garage. ca. 1928.		
642 1816 C	1½B, brick. Side gable, gable dormer and gabled porch on posts and piers. ca. 1925.		
643 1826 C	William H. Peeps (Architect). 1½, frame/shingled. Blend of styles, including "Four Square" massing, and clipped gable end toward street.		

United States Department of the Interior
National Park Service


National Register of Historic Places Inventory—Nomination Form



Continuation sheet	Description	Item number	Page
	PARK RD (CONT)	7	62
	Full facade porch, side shed dormers. House was reoriented from Worthington to Park. ca. 1915.		
644 1912 C	1½B, frame/shingled. Gable front with triangular bracketing, side gabled dormers, "English bond" arrangement of the shingles, and engaged porch on very high brick piers and very short square posts. ca. 1925.		
645 1918 C	1½V, frame. Low, nearly pyramidal hip roof, gabled dormer with pair of arched bays, three-part projecting bay and bracketed hood over entry. ca. 1925		
646 1920 C	1½B, frame/shingled. Bracketed side gable with front gabled porch with brackets and applied timbering, supported on brick piers with brackets and exposed rafter ends. Side elevations asbestos sided. ca. 1925.		
647 1924 C	1B, frame. High side gable roof with facade gabled porch on brick piers. Garage. ca. 1925.		
648 1928 C	1B, frame. High hip roof with unequal front gabled projection and porch, both with decorative joists. Asbestos sided. Garage. ca. 1925.		
649 1932 C	1½B, frame. Broad front gable with engaged porch with enclosed end bay, shed dormer. Gable end is bracketed and shingles, and has applied blocks on frieze board. Garage. ca. 1925.		
650 1936 C	2V, frame. Side gable roof with three smaller gables at front roof line over bays. Shed porch on square posts with applied scalloped frieze, also found in facade gable ends. One-story polygonal bays on sides and front. ca. 1905.		
651 1940 C	1½B, frame. Side gabled block with paired front gable porchs on posts and piers, and lower side gable projections. All gable ends bracketed. ca. 1925.		
652 1948 C	1½B, frame. Steep side gable with full facade gabled porch on posts and piers. Triangular brackets in all gable ends, polygonal bay to one side. ca. 1925.		
653 2000 C	1B, frame. Hip roofed with gabled porch. Aluminum siding. ca. 1925.		
654 2010 C	1½B, frame/shingled. Side gabled with shed dormer. One-bay porch on paneled square posts. Exposed rafter ends. ca. 1925.		
655 2100 C	2CR, brick. Pyramidal roof, one-bay porch on Doric columns. Side lighted entry. ca. 1925.		

United States Department of the Interior
National Park ServiceNational Register of Historic Places
Inventory—Nomination Form

Continuation sheet	Description	Item number	Page
	PARK RD (COPY)	7	63
656 2104 C	Apartments. 2FS, brick/stucco. Hip roof main block with projecting two tiered hip roofed porches flanking a central entrance. ca. 1930.		
657 2108 C	2½CR, brick. Pyramidal roof, one-bay flat roofed portico on Doric columns. ca. 1930.		
658 2112 C	Apartments, 2, stucco. Hip roof with projecting lower hip roofed two-tier porches. ca. 1930. 1930.		
659 2118 C	1B, frame/shingled. Side gabled roof with engaged porch on stone pylons. Side porch. ca. 1925.		
660 2120 C	2CR-G, brick. Hipped, nearly pyramidal roof with hipped roof ventilator. Bays are paired si-over-one sash, with a central entry sheltered by a one-bay porch on fat Doric Columns, Garage. ca. 1925.		
661 2124 C	1½B, brick. Nearly pyramidal door, with projecting gabled two-bay porch on slender paired and bracketed posts on brick piers. A soldier course defines the water table. ca. 1920.		
662 2128 C	1½B, brick. Side gable with over-sized front gable porch on massive brick posts, gable end is shingled. Garage. ca. 1920.		
663 2132 C	1½C, frame. Clipped side gable roof, with lower clipped gable projection, with porch in junction L. Garage. ca. 1920.		
664 2136 C	1C, frame. Small side gabled cottage with facade gabled projecting bay. One story side porch. Garage. ca. 1920.		
665 2140 C	1½B, frame. Clipped front gable with lower front side clipped gable, the front gable section forms a dormer. All gable ends are bracketed. Front gable one-bay porch on posts. Garage. ca. 1920.		
666 2144 C	2B-Prairie Style, frame. Front gable with decorative joists, lower side gabled porte cochere, one-bay gable front porch, with front gabled second story with front sun room. Porch and porte cochere are supported by very short posts on large stone pylons. Garage. ca. 1920.		
667 2200 C	Two-story combination bungalow Prairie style dwelling of stone and frame. The second story is principally glass and with the curved, decorative joists, gives a distinctive pagoda-like appearance. ca. 1928.		
668 1601 N	One story brick duplex under low hip roof, ranch style massing. ca. 1960.		

United States Department of the Interior
National Park ServiceNational Register of Historic Places
Inventory—Nomination Form


Continuation sheet	Description	Item number	Page
--------------------	-------------	-------------	------

PARK ROAD (CONT)

- | | | |
|-----|--------|---|
| 669 | 6109 C | 1½C, brick. Side gable with facade gable section, and engaged porch. ca. 1930. |
| 670 | 1615 C | 1½PR, frame. Steep side gable block with asymmetrical front gabled projections, enclosed corner porch. Rear ell. Garage. ca. 1930. |
| 671 | 1621 C | 1½B, brick. Side gable, rear ell, nearly full facade gabled porch with stucco and timbering. Broad arched porch on posts and piers. Garage. ca. 1920. |
| 672 | 1701 C | 1½CR, frame. Side gable with nearly full facade shed dormer. Entry porch, story and a half side wing. Garage. ca. 1920. |
| 673 | 1709 C | 2IDCR, frame. Gambrel roof with kick to engage full facade porch on Doric columns (end bay enclosed.) Aluminum siding. Garage. ca. 1920. |
| 674 | 1713 C | 1B, brick. Side gable with facade gable porch with stucco and timbering, on brick posts. Garage. ca. 1920. |
| 675 | 1721 N | Apartments. 2CR, brick. Typical massing with kick to engaged two story monumental porch on square columns. Garage. ca. 1920. |
| 676 | 1817 C | 1½B, frame/shingled. Cross gable with triangular brackets, engaged porch on square posts on brickpiers. Rear shed. ca. 1920. |
| 677 | 1915 C | 1B, frame/shingled. Front gable with engaged bracketed porch on shingled arched post, end bay enclosed (original). Side gable. Garage. ca. 1920. |
| 678 | 1917 C | 1½B, frame. Archtypical bungalow with hip roof, hip roofed porch with gabled dormer/vent. Exposed rafter ends, engaged porch on stone piers. Garage. ca. 1920. |
| 679 | 1921 C | 1½B, frame/shingled. Front bracketed gable, engaged porch on posts and piers, with lower side gables. Garage. ca. 1920. |
| 680 | 1925 C | 1B, frame/shingled. Front gabled with modest brackets. Porch enclosed. Lower front gabled projection. Garage. ca. 1920. |
| 681 | 1929 C | 1½B, frame. Hip roof with side and front gabled dormers. Engagd porch on square posts, end bay enclosed. Asbestos shingled. Garage. ca. 1920. |
| 682 | 1933 C | 1½B, frame. Front gable on hip roof with engaged porch (enclosed), and exposed rafter ends, side gabled dormers, and gabled entry. Asbestos shingled. Garage. ca. 1920. |

United States Department of the Interior
National Park Service

**National Register of Historic Places
Inventory—Nomination Form**




Continuation sheet	Description	Item number	7	Page	65
	PAVE AND (CONT)				
683 1937 C	1B, frame/shingled. Gable front with triangular brackets, and engaged porch with shingled posts and arched bays, and shingled balustrade. Rear ell. ca. 1920.				
684 1941 C	1½B, frame/shingled. Side gable with gabled dormer, exposed rafter ends and brackets. Brick posts support the engaged porch. Rear ell. Garage. ca. 1920.				
685 1945 C	1½B, frame. Front bracketed gable, engaged porch on square posts, side shed dormer, exposed rafter ends and modest brackets. Aluminum siding. ca. 1920.				
686 1949 C	1½B-T, frame. Broad cross gables, with off center front gabled porch with stucco, timbering, and brackets. Other gable ends shingled and bracketed. Side shed dormer. ca. 1920.				
687 2001 C	1½B, frame/shingled. Side gable, central portion kicks to engage five bay porch on posts and shingled piers. ca. 1920.				
688 2011 C	Apartments. 2CR-G, brick. Hip roof, paried facade bays, sidelighted entry under one-bay flat-roofed porch on doric columns. ca. 1930.				
689 2019 C	1B, frame/shingled. L-gabled with front porch on paired square posts on brick piers. Side porch. Gable ends bracketed. ca. 1925.				
690 2119 C	Jac Cohen (Clude). 1½B, frame. Nearly pyramidal roof, with lower hipped projection with porch and very low hipped roof dormer. Garage. 1922.				
691 2123 C	Obie S. Thomas (Louise). 1B/CR, frame. Clipped gable with clipped gable on-bay porch on columns. Rear ell. Garage. 1923.				
692 2127 C	Lawrence W. Robinson (Ellie). 1CR/C, frame. Central one-bay porch, side porch low gabled vents. Garage. 1926.				
693 2131 C	W. F. Stanley. 1½B, frame. Side gable roof with kick to engage full-facade porch, since enclosed, and porte cochere. Central gable dormer. Garage. 1925.				
694 2135 C	Apartments. 1FS, brick. Deep four apartment unit with central entrance and two tiered porches on either side. Garage. 1935.				
695 2139 C	Carlos E. Newton (Minnie). 1½B, frame. Prime example of type with broad, low gable roof, engaged porch on massive stuccoed arched pillars on stone				

**United States Department of the Interior
National Park Service**

**National Register of Historic Places
Inventory—Nomination Form**




Continuation sheet	Description	Item number	7	Page	66
	PARK RD (CONT)				
	pier/balustrade, triangular roof brackets, and central gabled dormer. Garage. 1926.				
696	2143 C	Macon G. Core (Mary). 1B/CR-C, frame. Blend of two styles - bungalow massing and full-facade porch on square paneled columns, with central gabled arched entry porch with both square paneled posts and round columns. Garage. 1926.			
697	2147 C	Apartments. 1FS, brick. Typical of area apartments with central arched entry flanked by two tiered porches (screened.) Garage. 1928.			
698	2201 N	Apartments. 2CR, brick. Original block under nearly pyramidal roof with (apparently) two gabled projections or dormers. A one-room deep two-story addition has been added to the front obscuring the facade completely, though three original facades remain. Garage. 1928.			
699	2205 N	Packard's Beauty Salon. Two story front gable brick building. 1948/49.			
700	2209 C	Greenwood Apartments. 2FS, brick. Two tiered porched flank central arched entry. Low hip roof over deep block. 1929.			
701	2213	Two two-story brick two-unit apartment buildings. Side gable roof, gabled entries. 1948/49.			
	15				
702	2217				
	19 N				
703	2221 C	2FS, brick. Original dar brick block under low hip roof with central arched entry with pair of narrow windows over. The two-tiered porches have been enclosed with windows on the second story. 1930.			
704	2225 C	Jonothan A. McIver (Alma). 1½B, frame. Bracketed side gable roof which kicks out to engage porch supported by massive stone columns at corners and slender columns at center. Bracketed gabled dormer. rear ell. 1930.			
705	2233 C	Thomas P. Banks (Mary L.). 1B, frame. Triangular bracketed in facade and side gables, latticed porch posts. Garage. 1927.			
706	2237 C	J. F. Buff (Martha). 1B, brick. T-gabled roof with shingled ends, massive brick porch posts. 1926.			
707	2241 C	Apartments. 2FS, brick. Typical of area, with two-tiered porches flanking a central arched and fan-lighted entry. 1928.			
708	2106 C	C. L. Eliot. 1B, frame/shingled. Cross gable roof with triangular brackets, engaged porch and rear ells. Front stone chimney. Garage. 1925.			

United States Department of the Interior
National Park ServiceNational Register of Historic Places
Inventory—Nomination Form

Continuation sheet	Description	Item number	7	Page	67
	PARK RD (CONT)				
709 2110 C	E. B. Shelby. 1B, frame. Bracketed clipped gables with front clipped gable roof on posts and piers. Garage. 1925.				
710 2114 C	R. E. Helms. 1B/C frame. Bungalow massing, triangular brackets, but without typical porch. Only a small gabled hood shelters entry. One-story side wing. Garage. 1926.				
711 2118 C	F. W. Nichols. 1B, stucco. Faintly Mediterranean flavor in low hipped roof, with lower full facade porch on heavy columns and stuccoed solid balustrade and slight arch. Eyebrow vents on front and side facades. Garage. 1927.				
712 2122 C	Mrs. Edith Smith. 1B, frame. Modest bungalow with facade gable porch on diminutive posts on high brickpiers. Gable ends are bracketed. Rear ell. Garage. 1927.				
713 2126 C	Robert J. Ingram, Jr. 1B, frame. Front gable, engaged porch on square posts on brick piers, side porch. Garage. 1932.				
714 2200 C	C. H. Fuller. 1B, frame. Side gable block with massive nearly full facade gabled porch on posts and piers. Garage. 1925.				
715 2206 C	Mrs. J. Griffith. 2CR, brick. Somewhat square massing under hip roof, but with columned flat roofed porch. Garage. 1928.				
716 2210 C	J. V. Williams. 1½PR, frame. High, steeply pitched clipped gable roof, with broad projecting one-story front gable projection, attached shed porch (screened) and gabled entry hood. One story rear ell. Garage. 1927.				
717 2214 C	H. G. Rogers. 2CR, frame. Typical massing, one-bay gabled porch. Garage. 1928.				
718 2218 C	G. B. Pendleton. 1½B, frame. Broad side and facade gables, engaged porch on pylons and piers. Triangular gable brackets. Garage. 1926.				
719 2222 C	Helen M. Smith. 1B, frame. High hip roof, engaged porch, rear ell. Garage. 1929.				
720 2224 C	J. R. Hughes. 1B, stucco. Cross gabled roof, triangular brackets, rear side wings. First floor, front section stuccoed, rear section and gable ends are shingled. Garage. 1926.				


SARAH MARKS AVENUE

United States Department of the Interior
National Park ServiceNational Register of Historic Places
Inventory—Nomination Form

Continuation sheet	Description	Item number	7	Page	68
721 2111 C	Robert Glasgow. 1C/B, frame. Cottage massing with Bungalow post on pier porch. Rear ell. Garage. 1926.				
722 2115 C	Mrs. Frank Herz. 1B, frame/shingled. Clipped side and facade gables with triangular brackets. 1925.				
723 2121 C	1B, frame. Hip roof with engaged porch, exposed rafter ends. Porch as been enclosed. 1926.				
724 2125 C	Cluadius Dockery, Jr., 1B, frame. Front gable block with side gable section in which is an engaged porch. Stone chimney on front gable end. Garage. 1926.				
725 2127 C	C. N. Wise. 1B, frame/shingled. Clipped side gables with triangular brackets, gabled hood at front entry of engaged porch. Garage. 1926.				
726 2201 C	H. M. Collins. 1½B, frame. Side gable block, shed porch on massive posts, gable dormer, rear ell. Rafter ends are exposed. Garage. 1925.				
727 2205 C	F. A. Owens. 1½B, frame. Side gable roof with kick to engage full facade porch on columns and piers. Triangular brackets, shed dormer. Garage. 1927.				
728 2209 C	S. A. Griffin. 1½B, frame. Clipped side gable roof, facade gable section. Engaged porch (screened), rear ell. Bracketed gable dormer. Garage. 1925.				
729 2215 C	S. C. Leslie. Clipped T-gable roof with porch in corner of T. Garage. 1928.				
730 2219 C	W. F. Fells. 1B, frame. Side gable block with facade gabled porch with stone posts and balustrade (enclosed), triangular brackets, stone chimney. Garage. 1926.				
731 2223 C	J. T. Hutchinson. 1½B, frame. Front gable roof with side dormers, and hipped roof porch, end bay enclosed, but central entry still framed by paired columns on posts. Garage. 1928.				
732 2227 C	H. D. Archer. 1B, frame. Bracketed side gables with massive front gable porch (enclosed). Gable ends are shingled. Garage. 1925.				
DILWORTH ROAD WEST					
733 1652 N	Gus N. Carras (Georgia). 2CR-G, brick. Low one-story side wing and one-story enclosed porch. Garage, N. 1952.				

**United States Department of the Interior
National Park Service**


**National Register of Historic Places
Inventory—Nomination Form**



Continuation sheet	Description	Item number	Page
		7	69
734 1660 N	James P. Vest (Frances). 2CR, brick. Low gable roof, one-story shed front section across three of the five bays, low flat roofed side wing which may have been a garage. 1952.		
735 1700 N	Craig T. Brown (Gaynell). 2CR, brick. Monumental three-bay, two-story gabled portico. Garage, N. 1952.		
736 1710 N	Apartments. Two-story brick apartment building with flanking front gable wings and two-story porch between these wings. Seven units. Garage, N. 1952.		
737 1814 C	Dr. Ralph S. Schmucker (Evelyn). 1B, frame. Low-pitched gable roof with large facade gable porch all with exposed rafters. Garage. 1925.		
738 1820 C	Robert J. Cochran (Mary C). 1½CR-C, frame. Modestly clipped gable ends, shed dormer and flat roofed three bay porch supported by paired columns. Garage. 1925.		
739 1826 C	James G. Torrance (Sadie D.). 1CR-GC, brick. High hip roof and one-bay facade gable porch supported by brick columns, one-story hip roof side porch. Garage. 1929.		
740 1900 C	Thomas E. Rea (Julie). 1½CR, brick. Side entrance framed by pedimented frontispiece and flanked by projecting flat roofed three-part projection. One story side porch extends full length of side facade and wraps around to the rear. Two small gable dormers on side facade. 1923/24.		
741 1908 C	Edwin W Hobbs (Maude). 1½C, brick. Sprawling cottage with cross gable roof, front gable contains exterior and chimney flanked by lunettes. Curved hood over entry set in the angle of the cross. Small hip roof dormer. Garage. 1925.		
742 1914 C	Thomas J. Wiggins (Elma). 2CR/P, brick. Blend of traditional massing and picturesque detail. Clipped gable roof: one story wing: and to one side, facing the street, is an asymmetrical steep gable which extends to engage the entry. Garage. 1936.		
743 1918 C	J. T. Else. 1B, brick. Triangular brackets and large gable porch. Garage. 1928.		
744 1924 C	Floyd A. Fridell (Alma). 1½B, frame. Low gable roof extends to one side to form porte cochere and extends across the front facade. Central gable dormer, one-story hip roof wing to one side. Garage. 1923/24.		

**United States Department of the Interior
National Park Service**


**National Register of Historic Places
Inventory—Nomination Form**



Continuation sheet	Description	Item number	Page
		7	70
745 1928 C	Jonathan W. Todd (Maggie). 2FS, brick. One-bay porch and flanking one-story side wings, one serves as a carport, the other is enclosed. 1925.		
746 1932 C	Arthur M. Marshall (Ethel). 1½CR/DCR, frame. Blend of styles with gambrel roof with front and rear full facade shed dormers. Entry is sheltered by a curved hood. One-story side wings. Garage. 1925.		
747 2000 C	George E. Buckley (Gertrude). 2CR, brick. One story flat roofed wing, side lighted entry is sheltered by one bay gabled porch. Garage. 1925.		
748 2008 C	Edgar M. McGee (Elizabeth). Two-story cross gable roofed, wood shingled dwelling with side shed porch and gabled arched porch. Front gable two full stories, main block has diminutive central bay and shed roof dormer. Garage. 1925.		
749 2012 C	Robert B. Morning (Frances). 2CR, brick. One story wing addition. Garage. 1927.		
750 2018 C	Charles E. Exum (Eleanor). 2CR, brick. Entry has gabled roof. Garage. 1929.		
751 2022 C	Richard Stewart (Kate). 2CR, brick. Gabled porch, one story wing. Garage. 1930.		
752 2028 C	Johnathan M. Little (Anna). 2CR, light brick. Gable roof kicks out slightly to engage two story porch in "Mt. Vernon" style. Fanlight over central entry. Garage. 1928.		
753 2100 N	James M. Rice (Jan). One story brick ranch with flat roofed wing. 1950.		
754 2110 C	William W. Pharr (Ida). 1C/B, frame. Bungalow massing without traditional porch. Bracketed gable roof with facade gable. Garage. 1926.		
755 2116 C	Herbert E. Deal (Eula). 1½PR-T/B, brick. A blend of Tudor and Bungalow detailing including clipped gable roof with clipped side gables and hip roof porch on brick columns. Gables stuccoed and timbered. Garage. 1926.		
756 2122 C	Fred E. Lagerholm (Beth). 1½C, brick. Gable roof with lower side gables which pierce the front plane of the main gable. Central broken pediment porch on round columns, rear ell and central low gable. Garage. 1923/24.		
757 2128 C	David M. Holmes (Fannie). 1PR-G Cottage, frame. Steep side gable main block with front gable projection; lower, one story gable roof porch; and small gabled dormer. The larger projecting gable section contains a round		

United States Department of the Interior
National Park Service

National Register of Historic Places Inventory—Nomination Form



Continuation sheet	Description	Item number	Page
	arched bay with fanlight. Smaller gables pierce the side facade and contribute to the verticality of design. Garage. 1925.	7	71
758 2130 C	Hugh M. Rose (Louise). 1B, frame. T-gable roof and two staggered facade gables. The main roof line engages a nearly full facade porch, interesting bracketing. Garage. ca. 1925.		
759 2200 C	Wilson N. Bacon (Laura). 1½C, frame. Nearly pyramidal roof with low hip dormers on front and side facades. Hip roof porch. Garage. 1925.		
760 2204 C	William D. Holland (Byrdie). 1½CR-C. Side gable roof with nearly full facade shed dormer and one story side wing. Garage. 1926.		
761 2208 C	Sutton A. Williams. 1B, frame. Broad, low bracketed cross gable roof and full facade engages porch. Garage. 1928.		
762 2212 N	Lenora Beam. One story brick ranch. 1948/49.		
763 2216 C	Robert C. Conway (Mary). 1½B, frame. Front gable with stucco and battens, hip roof porch and unequal side gable dormers. Garage. 1929.		
764 2300 N	William C. Garrett (Lillian). 1C, brick. Large front gable porch on wrought iron posts. 1950.		
765 2304 C	Ike Berger (Ethel). 1B, frame. Bracketed gable roof with lower front gable. Plane of main roof engages porch. Garage. 1928.		
766 2308 C	Mrs. Mary A. Talley. 1C, frame. Cross gabled cottage. Front gable is full facade, and engages porch. 1929.		
767 1607 C	Robert G. Spratt (Susie). 2½PR-Chateausque, brick. Side gable main block with lower slightly projecting side section, one story gable wing, and three varying height and pitched front gables, including central entry. Each gable end contains one slightly arched bay. 1937.		
768 1615 C	Samuel W. Wayburn (Bettie). 2CR-G, brick. Low hipped roof, the edge of the roof projects over the center three bays to shelter a two tier porch with wrought iron on the second level. 1939.		
769 1623 C	Horace S. Jennings. 2½PR, brick. Blend of stylistic detailings includes timbered gable ends with three narrow arched lights to the front of the T-gable roof. Massive double stack exterior front chimney with pointed arch panel and one-bay gabled portico highlight the facade. Garage. 1927.		
770 1625 N	Howard A. Niven (Myrtle). Low, one story ranch house with front gable. 1955.		

United States Department of the Interior
National Park ServiceNational Register of Historic Places
Inventory—Nomination Form


Continuation sheet	Description	Item number	7	Page	72
771	1627 N	Poley B. Barnes (Betty). One-story brick ranch with attached garage. 1952.			
772	1641 N	One-story frame house with rear ell. ca. 1970.			
773	1701 N	Apartment building. Two story brick apartment building under low hip roof and with "quoins" at corners. Four units. 1952.			
774	1709 N	Mrs. Jessie L. Goodwyn. 2CR, frame. Tripartite plan consisting of a two-story front gable section with engaged two-story porch and twin one story hip roof side wings, one an engaged porch. Garage, N. 1948.			
775	1817 C	Howard H. Davenport (Mary L.). 2CR, frame. Curved hood over central entry. One story side porch supported by round columns. Garage 1929.			
776	1825 C	James J. Shuman (Mary J.). 2CR, brick. One-story side porch, one-bay gable portico. Two-story brick garage with apartment. 1929.			
777	1829 C	Avery J. Williams (Rosa). 1C, brick. Over sized facade gable porch supported by columns. Lower side gable wing. Garage. Pool, N. 1935.			
778	1901 C	J. L. Stapleton. 1½C, brick. Interesting play of gabled planes. Main block is side gabled, with pair of front gable projections flanking a central three-part bay. Gabled dormer. 1927.			
779	1909 C	Johnathan H. Theiling (Mary). Story and a half brick house under cross clipped gable roof. Shed dormer on front and side facades. Steep gable shelters entry. All gable ends are bracketed. Garage. 1925.			
780	1915 C	Orren V. Hoke (Alma H.). 1B, frame. Full facade engaged porch on square columns, and forward projecting gable section. Porch extends to provide sheltered parking. Garage. 1923/24.			
781	1921 C	Albert H. Webb (Trizah). 2CR, brick. Central one bay porch and one story frame side wing. Garage. 1925.			
782	1927 C	Loy V. Bradley (Lillie). 2CR, brick. Diminutive central facade gable contains fanlight. One story side porch. Garage. 1930.			
783	1933 N	Fred L. Suther (Lela). 2CR, brick. Slightly recessed entry framed by frontispiece with urn motif. Garage, N. 1944.			
784	2001 C	Ira L. Griffin (Allie). 2CR-G, light brick. One story sun room, side entrance under curved hood. Garage. 1927.			

United States Department of the Interior
National Park ServiceNational Register of Historic Places
Inventory—Nomination Form


Continuation sheet	Description	Item number	Page
785 2007 C	Earl W. Bender (Ethel). 1½C, stuccoed. Front gable with side shed dormers. Central bay contains four sash windows flanked by round arched entrys, one is standard entry, the other contains paired French doors. Garage. 1927.	7	73
786 2015 C	Van D. Patterson. 2CR, frame. Low hip roof with hip roofed porch to one side and main entry under curved hood. Garage. 1927.		
787 2021 C	Dr. F. J. Ray (Ethel). 1½B, brick. Gable roof, shed dormer and engaged porte cochere. One-story hip roof wing to other side. Garage. 1927.		
788 2027 C	E. W. Clark (Jessie). 1C/B, frame. Bungalow massing without the porch. Roof is nearly pyramidal with side and facade gable projections. Garage. 1927.		
789 2033 C	Ideal Apartments. 2CR-G, brick. Four units, five-bay facade with central projection flanked by one-bay tiered screened porch. Garage. 1938.		
790 2101 C	David D. Draddy (Odelia). 1½B, stuccoed. Side gable main section with hip and gabled projections and side shed dormer. Eaves are bracketed. Divided into two apartments in 1951. 1926.		
791 2107 C	J. W. Kraushaar (Melie A.). 1C, frame. Clipped gable with lower one-story gabled wing on either side. Garage. 1923/24.		
792 2115 C	William F. Strange. 2CR, brick. One-story hip roof side porch central entrance with one bay porch. 1930.		
793 2121 C	John W. Todd, Jr. (Helen). 2CR, frame. Lower two story gable wing with full facade porch and side shed porch. 1941.		
794 2215 C	Mrs. Sue Collins. 1CR-C, stucco. One-story side wing and one-bay arched gable front porch. Garage. 1927.		
795 2301 C	C. D. Taylor (Helen). 1C, frame. T-gable roof, front gable contains three part bow window. Arched entrance. One-story side porch (screened). Garage. 1929.		
796 2305 C	Alvin F. Dichtenmueller (Frances). 1B, brick. Engaged full-facade porch and rear ell. One-bay hip roof dormer. Garage. 1928.		
797 2309 N	William C. Garrett (Lillian). 1C, brick. Facade gable and exterior front chimney. One bay porch. 1947.		

United States Department of the Interior
National Park ServiceNational Register of Historic Places
Inventory—Nomination Form

Continuation sheet	Description	Item number	Page
		7	74
EWING AVENUE			
798 1818 C	Edwin C. Boyette, Jr. 1½B, frame. ca. 1925		
799 1824 C	1½DCR, frame. Gambrel roof with shed dormer, two-story rear ell, and gabled entry hood supported on heavy sawn brackets. ca. 1925.		
800 1830 C	2CR, brick. High hip roof with hip roofed dormers. Side porches and one-bay portico on Doric columns. ca. 1930.		
801 1910 C	1CR, brick. Side gable, with gabled one-bay porch on paired Doric columns. Garage. ca. 1928.		
802 1914 C	1½B, frame. Broad side gable with facade gable dormer. Engaged porch on replacement wrought iron posts. Latticed side porch. Garage. ca. 1920.		
803 1918 C	1½B, brick. Front gable with shed porch on brick columns with arched bays, which extends to form porte cochere. Small side gabled. Garage. ca. 1920.		
804 1922 C	1½C, brick. Side gabled, with one-story gabled porch on brick posts flanked by Doric columns. Arched and fanlighted entry. Rear ell. ca. 1928.		
805 1926 C	1C, frame/shingled. Small side gabled cottage with lower front gabled projection with arched entry porch. Rear ell. Garage. ca. 1930.		
806 1930 C	1B, frame. Clipped side gable roof with lower clipped gable projection over entry of full facade engages porch which extends on stone columns to form porte cochere. ca. 1925.		
807 1934 C	1½B, brick. Side gabled roof with hip roofed dormer. Porch supported stuccoed pylons on brick piers. ca. 1920.		
808 1817 C	2CR, brick. Low side gabled roof with triangular brackets in gable ends. One story side porch, one-bay hood on square posts. Garage. ca. 1930.		
809 1823 C	1½B, frame. Cross gabled roof with triangular brackets in gable ends. Facade gable shelters nearly full facade porch on brick posts (screened). ca. 1930.		
810 1827 C	1CR, brick. Modest brick cottage with diminutive one-bay gabled hood at entry. Rear ell and side porch on brick posts. Garage. 1928.		
811 1915 N	Apartments. Two-story brick apartments under low hipped roof. Entry hood on Doric columns, entry faced with stone. ca.		

United States Department of the Interior
National Park ServiceNational Register of Historic Places
Inventory—Nomination Form

Continuation sheet	Description	Item number	Page
		7	75
812 1923 C	1C, brick. Gable front roof with one-bay porch with stucco and timbering in the gable end. ca. 1930.		
813 1929 C	1CR, brick. Side gable with lower side extensions, and gabled hood over fan and side lighted entry. Engaged side porch (screened). Garage. ca. 1925.		
814 1935 C	1½CR, frame. Side gable with lower gabled extensions, one enclosed, the other a porch (screened). Roof extends to form hood over entry with gabled dormer over it. Aluminum siding. Garage. ca. 1925.		
815 1941	1B, brick. Cross gable roof with triangular bracketing and exposed rafter ends. Side engaged porch (screened), rear ell. Garage. ca. 1925.		
DILWORTH ROAD EAST			
816 1610 C	Ira A. Geiselman (Clara). Somewhat contemporary brick 2½ story block with multiple roof planes, including twin side gable to one side, single gable to the other side, and off center facade gable section. Garage. 1933.		
817 1614 C	2CR, brick. Side gabled roof, with one-bay portico. ca. 1935.		
818 1620 C	Harold C. Libby (Catherine S). 2CR, brick. High hip roof with side gable projection. Front porch fits into angle of side and front gable sections. A second story projection is carried over the drive on posts. Garage. 1935.		
819 1624 C	Gordon M. Lupe (Thelma). 2CR, brick. Monumental "Mt. Vernon" portico with pedimented gable with lunette. Garage. 1938.		
820 1630 C	George C. Harris (Mary N.). 2CR, brick. Modest detailing. Later one story side wing. Garage. 1938.		
821 1632 C	A. Ross Zangwill (Mattie). 1½PR-C, brick. Multiple gables which are sheathed with board and batten siding. One story rear addition. Garage. 1938.		
822 1636 C	Whitson W. Sloop (Ethel). 1½PR-C, brick. Steep T-gable roof with shed dormers. Garage with wooden double doors. 1930.		
823 1700 C	Apartments. 2CR, brick. Pyramidal roof, basketweave watertable. One story entry porch on brick posts. Garage. ca. 1930.		
824 1706 C	Theodore R. Fogleman (Winnie). 1C, brick. Three facade gables and exterior front chimney. One side of a facade gable sweeps out to engage a single-car garage. 1939.		

United States Department of the Interior
National Park ServiceNational Register of Historic Places
Inventory—Nomination Form


Continuation sheet	Description	Item number	Page
	DILLWORTH RD E	7	76
825 1712 C	Carl G. McCraw (Ethel H.). 1½CR, brick. Three facade gable dormers and three bay porch supported by square columns. Slightly lower and recessed gabled attached garage. 1939.		
826 1820 C	Otto Haas (Lorena). 1PR-Mediterranean, stuccoed. Tiled roof and parapeted crenellated roof line, one-story columned porch has iron railing at roof line. Garage. 1925.		
827 1900 C	W. D. Wilkinson. 1½C/B, brick. Heavy eaves brackets, full facade shed dormer and one story side wing. Dormer wall is very low, and windows are diminutive and shuttered. Garage. 1927.		
828 1904 C	W. C. Brownson. 1C, frame. Off-set porch. Garage. 1927.		
829 1908 C	L. F. Garlock (Agatha). 1C, brick. Wide, low gable roof, full facade shed porch. 1923/24.		
830 1912 C	A. C. Byrd, 1C, brick. Large off-set facade gable porch on heavy brick columns. one story rear ell. Garage. 1929.		
831 1916 C	R. L. Graham. 1½B, frame. Gable front porch supported by posts on brick pylons, low shed dormer. Low set back side gable projection. Garage. 1927.		
832 1920 C	W. C. Killick. 1½PR/B, brick/stucco. Gable on hip roof with nearly full facade shed dormers. One bay gable roof projection houses entrance. Gable wing set back from front plane of house. Garage. 1926.		
833 2000 C	Johnathan H. Jones (J. A. Jones Co., Builders). 1½PR-T, brick, stucco. Fine blend of picturesque and Tudor Revival with steep wide gables to side and rear stuccoed and timbered with vertical members; front facade has off-set steep gable, massive front exterior chimney, and gable dormer which breaks the roof line. Slate roof. Garage. 1929.		
834 2006 C	J. Frederick Johnson. 2CR, brick. One one-story side wing. Garage. 1926.		
835 2012 C	H. T. Jackson (Agnes). 1C/B, frame. Bungalow massing, clipped gable, but without typical bungalow porch. Garage. 1937.		
836 2016 C	Carl Carpenter (Doris H.). 1PR-C, brick. Steeply pitched front gable section with lancet arched louver. Garage. 1937.		
837 2100 C	Edgar L. Jones (Elizabeth). 1C, frame. Screened front gable porch. Rear ell. Garage. 1929.		

United States Department of the Interior
National Park Service

National Register of Historic Places Inventory—Nomination Form



Continuation sheet	Description	Item number	Page
	D.L. R.D. E	7	77
838 2108 C	Joseph N. Stribling (Esther C.). 1½B, frame. Classic small bungalow with gabled dormer and wide eaves, engaged porch on massive stone pylons with stone balustrade and steps. Stone exterior chimney. Garage. 1929.		
839 2114 C	Dr. Frank Lane Miller (Hazel). 1B, brick. Modest bungalow features include front gable porch (screened). Garage. 1925.		
840 2120 C	One-story brick cross gable dwelling with engaged porch and brick arched balustrade. Garage. 1927.		
841 2126 C	Gavin B. Inglis (Minnie L.). 1½C, brick. Twin gable dormers and one story side porch. Interesting variation on the clipped gable roof. 1926.		
842 2132 C	A. D. Kincaid (Lucy). 2½CR, frame. Variation of the "Mt. Vernon" porch with three bay facade, monumental two-story engaged porch supported on columns; three pedimented gable dormers. Garage. 1923/24.		
843 1815 C	P. C. McGinn (Fannie). 1C, brick. One-story side porch under steeply pitched gable roof supported by columns, one small shed dormer on front facade. Garage. 1929.		
844 1821 N	Robert G. Spratt, Jr. (Jean). 1½C, brick. Central facade gable on side gable roof -- each gable end contains a window. Garage, N. 1942.		
845 1901 C	Joshua H. Petteys. 1½PR-Chateausque, stucco. Front gable and small slightly projecting gabled entrance, shed dormer across one side facade. One story side porch (screened), and lower story and a half side gable wing with front and rear shed dormers. Interesting play of planes. Garage. 1928.		
846 1911 C	J. Q. Taylor. 1B, shingled. Triangular brackets in all gable ends. One-story gable projection and rear ell. Garage. 1928.		
847 1917 C	T. D. Roberts. 1½B, brick. Lower front gable projection and engaged porch with eyebrow hood over entry and slightly projecting eyebrow dormer. 1926.		
848 1923 C	J. H. Bobbitt. 2CR, frame. One-story side porch, curved roof one bay porch. 1927.		
849 2007 C	Robert S. Hutchinson (Sarah). 1CR-C, frame. Shed roof one-bay porch supported by paired columns, one story hip roof side wing. Garage. 1925.		
850 2011 C	Theodore B. Ruddock (Hattie). 1½B, frame. Nearly full facade shed dormer and full facade engaged porch. Garage. 1928.		

United States Department of the Interior
National Park ServiceNational Register of Historic Places
Inventory—Nomination Form

Continuation sheet	Description	Item number	Page
	DIL. RD E	7	78
851 2015 C	Charles G. Miller (Louise). 1½DCR, brick/frame. Brick first floor, weatherboarded second story and gable ends. Full facade shed dormer. 1926.		
852 2019 C	Louis D. Sutherland (Adele). 1½B, frame. Nearly full facade shed dormer and one-story side wing engaged porch supported by paired columns. Garage. 1925.		
853 2101 C	Hague Padgett (Zola P.). 2CR, brick. One story side porch (enclosed), simple curved hood over entrance. Garage. 1929.		
854 2107 C	Cornelius D. Taylor (Elizabeth H.). 2FS, brick/stucco. Wraparound porch on tapered columns. Garage. 1929.		
855 2111 C	Johnathan B. Myers (Janice). 1½B, shingled. Wide bracketed eaves, front gable dormer and broad engaged porch supported on triple posts on brick pylons. Garage. 1925.		
856 2119 C	Mrs. Mary J. McGee. Two-story shingled dwelling with asymmetrical front gable which engages the entrance. One-story side porch (enclosed) under flat balustraded roof. 1926.		
857 2125 C	Doss E. Rohrer (Regan). 2CR, frame. Rear and side one-story wings. Garage. 1925.		
858 2131 C	Guy C. Reid (Beatrice). 1½CR, frame. Nearly full facade shed dormers on front and rear elevations, two one-story side porches. 1925.		
859 2137 C	Edwin T. Wadsworth. 1½CR-B/C, brick. Unusually narrow gabled dormers and one-story side wing; porch has bungalow style posts on brick pylons and brick columns. 1925.		
LEDGEWOOD LANE			
860 2213 C	Louis L. Leech (Mary L.). 1B, frame. Broad low gable roof with facade gable and full facade engaged porch. Lower one-story rear ell. Garage. 1928.		
861 2217 C	Jonathan T. Rose (Essie M.). 1½PR, frame. Front gable with kick to one side, shed dormers on either side, one-bay off-set gabled entry. Garage. 1929.		
862 2221 C	Mrs. Margaret L. Neal. 1B, frame. Side gable with full facade gabled porch on piers and columns. Garage. 1926.		

United States Department of the Interior
National Park ServiceNational Register of Historic Places
Inventory—Nomination Form

Continuation sheet Description Item number 7 Page 79

CHARLOTTE DRIVE

- 863 2000 N John K. Gilbert (Jeanette). 1C, brick. Partially engaged porch, side and rear additions. 1941.
- 864 2004 N Armand F. Bodie (Nancy). 1C, brick. Front gable porch, rear wing. Garage. 1950.
- 865 2010 C Jonathan H. Jones (Mae). 1B, frame. Low hip roof, porch engaged in hip roof projecting section. Garage. 1926.
- 866 2012 C Albert V. Russell (Hallie). 1B, frame. Full-facade porch supported by columns. Garage. 1926.
- 867 2016 C Dr. Landon D. Walker (Josephine). 1½B, frame. Large, somewhat eccentric clipped gables and lower front project clipped gable which engages porch, shed dormer to the side of this projection. Stone exterior and chimney. Garage. 1930.
- 868 2020 C J. Henry McGill (Helen M.). 1PC, brick. Modest cottage with oversized projecting front gable porch. One story rear ell. Garage. 1936.
- 869 2100 C Charles M. Creswell (Buena E.) 1B, brick. Triangular brackets, stone porch posts support wraparound porch. Garage. 1930.
- 870 2104 C J. Dudley Withers (Ella D.). 1PR-C, frame. Steep gables and stone gable porch. Sash is tall and narrow, emphasizing verticality of dwelling. Garage. 1928.
- 871 2108 C Mrs. Harriet J. Elliott. 1C, frame. Over-sized gable porch. Garage. 1928.
- 872 2112 C 1C, brick. Side gabled with one bay gabled porch on square posts. One-story rear ell. Garage. ca. 1930.
- 873 2116 C 1½C, brick. Side gable with lower front gable. Combination shed and hip roof porch (screened), one-story rear ell. Garage. ca. 1930.
- 874 2120 C 1B, frame. Side gable with over-sized front gable porch on Doric columns. One-story rear ell. Aluminum siding. Garage. ca. 1930.
- 875 2126 C 1C, brick. Side gable with gabled two-bay porch on brick posts. Small frame side shed. Garage. ca. 1930.

United States Department of the Interior
National Park ServiceNational Register of Historic Places
Inventory—Nomination Form

Continuation sheet	Description	Item number	Page
		7	80
876 2130 C	1½P, frame. Side gable with shed dormer, off-center front gabled projection with one side bellcast which engages a part of the full facade porch. All porch bays are arched. Garage. ca. 1928		
877 2132 N	1C, brick. Side gabled roof with rear ell. One-story porch on wrought iron posts. Carport, N. ca. 1950.		
878 2200 C	V. Homer Daniels (Madeline). 1B, brick. Hip roof, large front gable porch, triangular brackets define porch roof. 1928.		
879 2204 C	James B. Meacham (Ferrie). 2CR, frame. One-bay gable porch, rear shed. Garage. 1934.		
880 2208 N	Ira E. Lineburger (Louise). 1C, brick. Diminutive, with facade gable. 1953.		
881 2212 N	Mrs. Bella S. Smith. 1C, brick. L-gable, front exterior chimney, rear ell. 1951.		
882 2218 C	Samuel P. Hall (Mary). 2PR-T, brick, stucco. Cross gable roof with number of lower gables projecting to the front and sides. Engaged porch wraps along a portion of the front and one side, Tudor arched openings. 1930.		
883 2220 C	William B. Weaver (Eleanor). 2FS, brick. Gabled one-bay porches at center of front and one side facade. 1928.		
884 2300 C	David T. Ashcraft (Esther). 1½, brick. Interesting dwelling with full facade side shed dormers and projecting three-part bow window toward street and to rear. Entry is engaged under kicked gable. 1929.		
885 2306 C	Mrs. Annie L. Barkley. 1½PR/B, brick. Large gable front block with somewhat picturesque and bungalow detailing, including engaged side porch, shed dormers on either side, and slightly projecting gabled side entrance. 1932.		
886 2310 C	1½PR, frame. Steeply pitched cross gable roof with lower off-center gabled entry and hip roof dormer. Rear and side sheds. ca. 1925.		
887 2132 C	Two-and-a-half story frame house with side gabled roof and shed dormers. Front and side porches are gabled on brick posts. ca. 1930.		
888 2400 C	1½PR, frame. Clipped side gable roof with clipped nearly full facade gable dormer. One-story side wing. Asymmetrical gabled entry projection contains arched entry. Garage. ca. 1925.		

United States Department of the Interior
National Park ServiceNational Register of Historic Places
Inventory—Nomination Form


Continuation sheet	Description	Item number	Page
889 2404 C	1½PR, frame. Gable to street with kick to one side, and bell-cast gabled projection containing arched entry. Side shed dormers, rear ell. Garage. ca. 1925.	7	81
890 2408 C	1½PR, brick. Cross gable with broad four part arched bay in front gable. Gabled projecting entry with arched entry. "Battlemented" wall/arch to one side. Garage. ca. 1925.		
891 2412 C	1½C, stuccoed. Side gabled roof with two front gables with ventilators. Engaged porch on Doric columns. Rear ell. ca. 1930.		
892 2414 C	1C, brick. Side gabled block with front gabled projection. Nearly saltbox form created by original rear shed. Side porch. ca. 1930.		
893 2420- 22 N	Duplex, brick. Two stories with central entries under modest one-story porch. Casement bays. ca. 1950.		
894 2117 C	J. Lawton Patterson (Helen). 1B, frame. Multiple gables to front and sides, over-sized gable porch on large pylons on brick piers. Garage. 1928.		
895 2121 N	Clement Caddell (Elinor). 1½B, frame. Late bungalow styling with gable dormer and broad porch (screened). Garage, N. 1942.		
896 2125 C	Raymond M. Mitchell (Maybelle). 1PR-C, brick. Arched entrance in an asymmetrical gable projection, later side wing. Garage. 1941.		
897 2131 C	Clifton M Westbrook (Dorothy). 2FS, brick. One story side porch (enclosed) small gable dormer lights attic, front gable porch on large brick columns. Garage. 1930.		
898 2133 C	James V. Reynolds (Ethel). 1PR-C, brick. High hip roof and side and front gables; side gable contains an arched porch; front gable is asymmetrical and contains an arched entry and a single bay. Garage. 1928.		
899 2201 N	Stewart G. Hallenborg (Dorothy). 1C, brick. Gable with one-bay front gable. Garage. 1940.		
900 2205 C	Vernon T. Ross (Nell L.). 1½PR-C, brick. Steep side gables and broader front gable, engaged porch. Garage. 1938.		
901 2209 N	James H. Stone (Madeline). 1½C-Cape Cod frame. Projecting flat-roofed porch with balustrade, two gabled dormers. Garage, N. 1950.		

United States Department of the Interior
National Park ServiceNational Register of Historic Places
Inventory—Nomination Form

Continuation sheet	Description	Item number	Page
	<i>Charlotte Drive</i>	7	82
902 2213 N	J. Clinton Davis, Jr. (Violet). 1C, brick. T-gable roof, gabled dormer and gabled entry. Large front gable contains three-part bay. Garage, N. 1951.		
903 2217 C	Rufus A. Smith (Bessie). 1C, frame. Eyebrow vents which are repeated in arched hood over entry. Two three-part bays flank entry, one story porch (screened) to one side. Garage. 1928.		
904 2225 N	John F. Brown (Nellie V.). 1, brick. Oversized gable front projection and applied sawn work. Garage, N. 1950.		
905 2225 N	1C, brick. Side gabled roof, gabled porch on square posts. Garage, N. ca. 1950.		
906 2229 C 31	2FS, frame. Hip roof with hipped ventilator. Gabled porch on square posts. Aluminum siding. ca. 1920.		
907 2233 C	1C, frame. Bracketed side gable roof with bracketed facade gable hood at entry. Rear and side wings. ca. 1925.		
908 2301 C	1½PR, frame. Steep side gable roof with shed dormer pierced by lower central steeply gabled entry projection. Hip roof side porch. ca. 1925.		
909 2305 N	1C, frame. Side gable with asymmetrically placed unequal facade gabled projections, a one-story porch is located between the projections. Aluminum siding. ca. 1925.		
910 2309 C	1½CR, frame. Side gable with nearly full facade front and rear shed dormers. One-story side wing, gabled hood at entry. ca. 1925.		
911 2315 C	1½PR, brick. Steep side gable with front cross gabled projection and lower front gables, one over the arched recessed entry. Side and rear wings. ca. 1925.		
912 2317 C	1½PR, brick. Side gable with lower front gabled projection. Engaged porch enclosed with eyebrow hood at entry. Rear one-story ell. Oval bays in each gable end, arched blind panel in chimney. Garage. ca. 1925.		
913 2321 C	1PR, brick. Side gable roof with lower unequal front projections, one containing the entry and diamond-paned bay. Garage. ca. 1925.		
914 2401 C	1½PR, frame. T-gable with shed dormers on the front gable which contains a paired arched bay. Gabled entry projection contains frontispiece surmounted by a tiny arched bay. ca. 1925.		

United States Department of the Interior
National Park ServiceNational Register of Historic Places
Inventory—Nomination Form

Continuation sheet	Description	Item number	Page
		7	83
915 2405 C	1B, brick. Side gable with broad front gable porch containing stucco and timbering. Side gable ends weatherboarded. Garage. ca. 1920.		
916 2409 C	1PR, frame. Bellcast front gabled with engaged recessed entry porch. ca. 1925.		
917 2415 C	1PR/Chateausque. Extremely steeply pitched roof with lower, but equally steeply pitched front gabled projection with three part bay on the first floor. Steep gabled dormer and entry, all stuccoed. ca. 1925.		
918 2417 C	1½CR/B, frame. Side gable with full facade shed dormers. Roof kicks to engage a full facade porch on massive stone pylons, with stone balustrade. Rear ell. Aluminum siding. ca. 1920.		
919 2421 C	1½PR-T, brick. Unequal front gables containing stucco and timbering. One-bay one-story gabled entry. Engaged side porch (screened). Garage. ca. 1925.		
920 2425 C	1PR, brick/stucco. Broad front gable with lower gabled engaged porch. Lower side gable. All gable ends stuccoed. Garage. ca. 1925.		
MYRTLE AVENUE			
921 1112 C 14	Duplex. Two story brick duplex. ca. 1938.		
922 1204 C	1PR, brick. T gable roof with gabled front projection containing an arched entry. ca. 1930.		
923 1208 N	Duplex. 2CR, brick. Side gable brick. Appears to be older, perhaps frame dwelling which has been brick veneered. Porch enclosed to create a foyer. ca. 1930.		
924 1210 C	1C, frame. Side gabled cottage with lower front gabled projection. Aluminum siding. Garage. ca. 1930.		
925 1214 C	2CR, brick. Side gabled block with dentil cornice. ca. 1930.		
926 1218 C	2CR, brick. Side gabled roof, side porch and rear ell. Gabled entry porch on Doric columns. ca. 1930.		
927 1224 C	2CR, brick. Side gabled block with side porch. Gabled entry hood on Doric columns. Garage. ca. 1930.		
928 1226 C	2CR, frame. Typical massing with gabled entry hood on Doric columns, side porch, and side wing. Garage. ca. 1930.		

United States Department of the Interior
National Park ServiceNational Register of Historic Places
Inventory—Nomination Form


Continuation sheet	Description	Item number	7	Page	84
929	1300 N	1C, brick. One story cottage with side gabled roof and rear ell. ca. 1948.			
930	1306 N	One story brick ranch house. Garage. ca. 1950.			
931	1312 C	1½P, brick. Steep side gable block with asymmetrical front gabled projection which contains entry with pilasters. Small gabled projection breaks the roof line. Two-story rear ell. Garage. ca. 1939.			
932	1318 C	2CR, brick. Side gable with broad plain frieze, one-story wing, rear ell and gabled porch on brick columns with recessed corners. ca. 1939.			
933	1121 C	Myrtle Apartments, 14-building complex of two-story white brick apartments with brick bands defining the bays. Landscaped with courtyards. 1939.			
934	1201 N	Winton J. Agnew. 1C, brick. Small cottage with rear ell, one-story gabled porch. Garage, N. 1951.			
935	1207 C	Pasco T. Thaxton. 2CR, brick. Simple finish includes frontispiece at entry. One-story rear ell. Garage. 1937.			
936	1209 C	H. Grady Goode (Mary C.). 2CR, brick. Side entrance under gabled hood. One-story sun room added to side. Garage. 1929.			
937	1311 N	Cleveland Townsend (Viola). 1C/B, brick. Bungalow massing with half-facade engaged porch under massive front gabled projection. Additional entry in side of side gable block, facing street. Garage, N. 1947.			
938	1319 N	Richard W. Smith (Mattie). One-story brick ranch house. Garage, N. 1955.			
939	1325 N	Jasper C. Ratteree (Ellen). One-story brick ranch house with front gabled projection. Lower one-story side wing. 1955.			
LAFAYETTE AVENUE					
940	1314 N	One-story brick ranch house, hip roof. 1955.			
941	1320 N	2CR, brick. Frontispiece entry. Garage, N. ca. 1950.			
942	1326 C	2CR, brick. Faintly Georgian detailing, including nearly pyramidal roof, side wing, and one-bay porch. Garage. ca. 1930.			

United States Department of the Interior
National Park ServiceNational Register of Historic Places
Inventory—Nomination Form


Continuation sheet	Description	Item number	7	Page	85
943 1332 C	1½B, frame. Clipped gable main block, projecting gabled section and full-facade porch under both the clipped gable and gable projection. Side clipped gable sections. Garage. ca. 1925.				
944 1317 N	2CR, brick. Little detailing, one-bay porch, one-story side wing. Garage, N. ca. 1970.				
945 1323 N	One-story brick ranch house, hip roof, permastone lower finish, brick above. Garage, N. ca. 1955.				
946 1329 N	2CR, brick. Side porch (screened), semi-circular porch. Garage, N. 1950.				
CARLTON AVENUE					
947 1335 C	2CR, frame. Traditional with one-bay side porch with balustraded deck and one bay gabled portico on Doric columns. Entry is framed by sidelights and fan light. Garage. ca. 1930.				
948 1314 N	Dr. William S. Stewart III (Mildred). One-story brick ranch house with side screened porch. Garage, N. 1951.				
949 1318 C	S. Casper Chandler (Pauline). 2CR, brick. Broken pedimented frontispiece. One-story side porchs with openings which are repeated in first floor bays. Garage. 1930.				
950 1326 N	Mrs. Sally Moore. One-story brick ranch house with front projection. Garage. 1953.				
951 1330 C	William S. Gordon (Pearl H.). 1½C, brick. Two gable dormers and one-story side porch (screened), rear ell. Garage. 1936.				
952 1319 C	Glen D. Monk (Alma). 2CR, brick. One-story side projecting entry, one-story side porch. Garage. 1938.				
953 1325 N	Charles H. Garmon (Eleanor S.). One-story brick cross gabled house. Garage, N. 1950.				
954 1335 C.	C.D. Potter (Agnes). 2CR, brick. One enclosed side wing. Garage. 1930.				
LEXINGTON AVENUE					
955 808 C	Henry J. Keziah (Lorene). 1C, brick. Side and facade gables, one-bay gabled entry and shed porch, one gabled dormer. Garage. 1941.				
956 812 C	Mrs. L. J. Killian. 1½B, brick. Cross gabled roof, with massive pedimented front gable, hip roof porch, sidelighted entry. 1929.				

United States Department of the Interior
National Park ServiceNational Register of Historic Places
Inventory—Nomination Form


Continuation sheet	Description	Item number	Page
		7	86
957 816 C	P. B. Kicksey (Sue). 1C, brick. Front facade sections flanking and projecting from a side gable center section which also has one-bay engaged porch. Garage. 1928.		
958 820 C	Lloyd J. Fleenor (Verna). 1½PR-C, brick. Steep side gable block with front gabled projection and arched entry hood. Garage. 1930.		
959 824 C	Jack D. Crow (Irene). 1B, brick. Cross gable roof with bracketed gable ends, front projection contains porch with broad arched bays. Garage. 1930.		
960 828 C	Robert P. Chapman, Jr. (Ruth). 1CB, brick. Side gable with front gabled porch on heavy brick columns. Front facade chimney and rear ell. Garage. 1930.		
961 900 N	Apartments. ca. 1980.		
962 904 C	Julius E. Harrell (Elma L). 2CR, brick. Modest, little detailing, two-story rear ell, hipped roof porch. 1930.		
963 906 C	Irving N. Frankel (Beatrice P). 2½CR, brick. Deep block, gabled roof with tiny round arched bay gabled dormers, modest pedimented gable porch. 1930.		
964 908 C	R. T. Holmes (Annie). 2CR. brick. Unusual massing, low hip roof with two front gabled sections flanking central entrance. One-story side porch, one-bay front porch. Garage. 1930.		
965 1000 C	Septimus A. Leslie. 1½PR-C, brick. Front projecting gable on side gable with stucco and timbering in gable ends. One-bay hood at entry. 1930.		
966 1004 C	Dr. Lyman A. Burnside. 1B, brick. Side gable with projecting gable front porch on piers and replacement wrought iron posts. Small three-part bay in gable end. ca. 1930.		
967 1008 C	Plummer A. Bowden. 2CR, brick. One-bay side entry under gabled hood, modest gabled entry porch. Garage. 1933.		
968 1100 C	John H. Mason. 2½FS, brick. Hip roof, one bay side porch and front porch. Garage. 1929.		
969 1212 C	Frank B. Rubert. 2CR, frame. Side wings, one-bay porch, rear one-story ell. Garage. 1928.		

United States Department of the Interior
National Park ServiceNational Register of Historic Places
Inventory—Nomination Form


Continuation sheet	Description	Item number	Page
		7	87
970 1220 C	Dr. Lucius G. Grace. 1½DCR, frame. Large gambrel roofed block with nearly full-facade shed dormer, one-story side wing, arched entry. Garage. 1927.		
971 1224 C 26	Edward H. Goldberg. 2PR, brick. Side gabled roof with lower side gabled wing, over-sized front gable section on other side with one-story wing. Gable ends stuccoed and modestly timbered. Garage. 1932.		
972 1234 C	W. Frank Brownlee. 1½C, brick. L-gable roof with one-story arched gabled entry, gabled dormer. Side gable ends weatherboarded. Garage. 1941.		
973 1300 C	J. G. Kerr. 1½DCR, frame. Three plane gambrel roof with shed dormers, and one-story blaustaded flat roof wing and porch. Entry sheltered by broad arched one-bay gable porch - entry consists of door, fanlight transom and sidelights. Garage. 1928.		
974 1308 N	Thomas Kleto, 1½C, brick. Broad side gable block with front gable projection and one-story side wing. Projecting one-bay gabled porch. Garage, N. 1950.		
975 1410 N	Mrs. Alice Cash. 1½C, brick. Broad gable roof, projecting front gable, shed dormer. Entry engaged in front gable. Garage. 1942.		
976 1418 N	Morgan B. Gilreath. 1C, brick. Modest cottage, with lower side wing which contains the entry. Garage, N. 1942.		
977 1422 C	John W. Fox. 1½C, brick. Side gable block with two gable front projections, and two gable dormers between. Flat roof porch across center section. Garage. 1941.		
978 823 C	James T. Broom (Irene). 1C/B, frame. Modest side gabled block with front gable porch on piers and posts, rear ell. Garage. 1929.		
979 825 C	C. F. Fisher (Kathleen). 2CR, frame. Unusual siting for style - front clipped gable with shed dormers on either side, one-story side gabled porch. Garage. 1928.		
980 1011 C	John L. Sullivan. 1C, brick. Modestly detailed, with side engaged porch on square brick columns, and lower gabled front projection. Rear ell. Garage. 1930.		
981 1015 C	Oscar F. Williams. 1PR-C, brick. Side gabled block with three unequal front gables, including arched entry way. Garage. 1930.		

United States Department of the Interior
National Park ServiceNational Register of Historic Places
Inventory—Nomination Form


Continuation sheet	Description	Item number	7	Page	88
982 1101 C	Basil G. Watkins. 1C, brick. Side gabled main section, rear ell, one-bay projecting central porch on pylons and piers. Garage. 1930.				
983 1105 C	Alex West, Jr. 1½PR-T, brick. Side gabled with stucco and timbered ends, front asymmetrical gable contains engaged arched porch and projecting hip roof projection with arched entry. Rear ell. Garage. 1929.				
984 1217 N	1C, stuccoed. Hip roof block, older form which appears to have been overbuilt--sidelights and transom frame entry. Garage, N. ca. 1950.				
985 1223 C	2CR, brick. Side gable, columned gabled entry porch, one side porch (screened) and one-story rear ell. Garage. ca. 1920.				
986 1231 C	1½C, brick. Side gabled roof with lower front projection, side porch and rear ell. Garage. ca. 1930.				
987 1235 N	1C-G, brick. Hip roof and frontispiece are only detailing. ca. 1985.				
988 1309 N	John D. Auten. 1C, brick. Verging on "ranch" massing with facade gable and side porch. 1953.				
989 1315 C	Robert A. Zachary. 1C, brick. Nearly pyramidal roof with projecting side and front gables, tiny gable at entry. Garage. 1928.				
990 1415 N	J. Russell Smith. 1½CR, brick. Central gable porch on columns, flanking gable dormers. Garage attached by breezeway. 1942.				
991 1419 C	Albert L. Bechtolde. 1½CR, brick. One-bay porch, engaged side porch, shed dormers. Garage. 1941.				
992 1423 C	1½CR, frame. One-story balustraded flat roofed side wing, three gable dormers. Garage. 1941.				
DILWORTH ROAD					
993 1000 C	Robert A. Wellons. 2CR, brick. One-story side wings (enclosed), one-bay columned porch, sidelights flank entry. Garage. 1927.				
994 1014 N	Temple Israel. Modern-inspired, brick. Interesting brick work includes sawtooth, basketweave and herringbone bonds. One-story education wing with minorah worked into one corner. 1949.				
995 1118 C	Edgar L. Jones (Elizabeth). 2CR, frame. One-story side porches and two-story rear ell. Fluted columns support one-bay porch. Garage. 1925.				

United States Department of the Interior
National Park ServiceNational Register of Historic Places
Inventory—Nomination Form

Continuation sheet	Description	Item number	7	Page	89
	DILVORTH RD.				
996 1200 C	Rev. Luther Little. 2PR-T, brick, frame, stucco. Brick first floor; weatherboarded, stuccoed and timbered second floor. Garage. 1923/24.				
997 1210 C	Hargave A. Garrison (Eutace). 2CR, brick. One-story side wings and hip roof dormers, bracketed cornice on main block, heavy dentils on porches. Garage. 1923/24.				
998 1218 C	T. S. Lemmond (Talulla). 2CR-B, brick. Block sheltered under high hip roof with facade gable and wraparound porch/porte cochere. One story side wing. 1923/24.				
999 1226 C	Dr. J. E. Abernathy (Susan V). 2FS-G blend, brick. Main block sheltered under high hip roof pierced by central hip roofed louvered "dormer". One-story side wing. 1925.				
1000 1300 N	Oliver Faston (Mary). One-story long, low brick dwelling with engaged recessed entrance flanked by square fluted columns. Garage, N. 1941.				
1001 1316 N	Samuel Blease. 2CR, brick. Monumental three-bay gabled portico supported by square columns. Garage, N. Pool, N. 1941.				
1002 1318 C	J. L. Wiggin (Calista). 2½CR, brick. Side-gabled roof, three gabled dormers with round arched bays, twin columned side porches mirror the flat roofed columned one-bay front porch. Garage. 1926.				
1003 1326 C	C. W. Hart. 2CR, Brick. One-story flat balustraded roofed side porches; one-bay pilastered, pedimented frontispiece frames central entry. Garage. 1926.				
1004 1400 C	J. W. Simmerman (Susan). 2CR, brick. One-story side wing; entry sheltered by one-bay flat balustraded roof porch supported by columns. Garage. 1923/24.				
1005 1408 C	T. C. Guthrie (Mazie). 1PR-Mediterranean, brick. Tiled roof of multiple forms and heights. Central entrance set in a stuccoed arched frontispiece. Two one-story rear ells. Garage. 1925.				
1006 1500 C	Stewart W. Sinclair (Jennie W.). 2CR, brick. Monumental, full facade "Mt. Vernon" porch. Paired one-story side wings. Garage. 1938.				
1007 1508 C	Mrs. Annie King. 2CR-G, brick. Variation on Colonial Revival style under a massive hip roof with brick side porch with large arched openings and crenellated roof line. Garage. 1927.				
1008 1528 N	William Nebel (Mariam N.). One-story brick ranch house which sprawls down a slight incline in a number of levels. 1951.				

United States Department of the Interior
National Park ServiceNational Register of Historic Places
Inventory—Nomination Form

Continuation sheet	Description	Item number	Page
	DILWORTH RD.	7	90
1009 1301 C	G. G. Scott (Lucy G.). 2½CR, brick. Tiled hip roof and hip roofed side porch. First floor bays are round arched with fan lights; second floor bays are paired and single sash. Brick and iron fence. Brick, tiled roof garage. Boyhood home of actor Randolph Scott. Garage. 1927.		
1010 1317 C	W. K. Nedermach (Ethel). 2CR, brick. Low tiled hip roof, first floor sash is round arched with fanlights, second floor sash is six-over-six light. Twin round arched, fanlighted French doors flank an exterior front chimney. Single story gabled sun rooms flank main block. Garage. 1928.		
1011 1325 C	C. H. Tresdell (Susie). 2CR, brick. One-story porch and sun room, central entrance sheltered by arched hood. Garage. 1928.		
1012 1401 C	F. O. Sherrill (Ruth J.). 2½CR, brick. One-story side porch (enclosed), three facade gable dormers. Garage and apartment to one side. F. O. Sherrill was business leader in Charlotte and founder of S & W Cafeteria chain - one of the first southern food service chains. 1928.		
1013 1515 C	H. L. Sanders (Kate T.). 2CR, brick. Paired one-story wide wings, entrance sheltered by gabled portico. Garage. 1929.		
1014 1521 N	Waller Nivens (Gamie J.). Interesting two-story retarditaire Italianate massing with Neo-Georgian detailing, including a projecting gabled center section with Palladian window on second level, one-story wide wings. Garage. 1948/49.		
1015 1529 C	R. M. Pound (Frances). Massive 2½ story brick dwelling sheltered by a clipped gable roof with clipped gable dormer and lower two-story rear ell, also with clipped gable roof. One-story side porch under balustraded flat roof. Garage. 1926.		
LINGANORE PLACE			
1016 1114 C	2CR-G, Brick. Lowhip roof with central two-story gabled central section, slightly arched bays pierce the side roof, rear one-story porch, round arched bow window on side elevation. Corbelled defined the first floor, quoins at corners on first floor. ca. 1930.		
1017 1134 C	2CR, brick. Massive house with monumental two-story gabled portico across center three bays. Side porch and wing, rear ell. Garage. ca. 1930.		
1018 1140 C	2PR, T, Brick. Side gables stuccoed and timbered, front gable section modestly timbered, smaller gable to one side, central entry set in concrete/stone frontispiece with urn and swag motif over slightly-arched door. Garage. ca. 1930.		

United States Department of the Interior
National Park ServiceNational Register of Historic Places
Inventory—Nomination Form

Continuation sheet	Description	Item number	7	Page	91
1019 1144 C	2CR, brick. Round arched hood over central entry. Two-story ell. Garage. ca. 1930.				
1020 1156 C	1½CR, brick. L-gable roof, three small gabled dormers, slightly recessed side wing, one-bay porch. ca. 1930.				
1021 1111 C	2CR, brick. Hip roof main block with gabled side section with lunettes flanking end chimney. ca. 1930.				
1022 1141 C	2PR/Chatequesque. Fascinating blend of styles, detailing includes high hip roof center section, lower front gable projection to one side, one-story wing, and semi-circular, conically roofed central tower.				
1023 1165 C	Ira M. Stone. 1½PR-T, brick. One of, if not the finest Tudor Revival house in Dilworth - superb masonry, steeply pitched roofs to front and side, and round arched entry in concrete/stone arch, side shed dormer. Masonry is broken and imperfect brick which creates a delightful texture. 1930.				
MOREHEAD STREET, EAST					
1024 1000 N	Covenant Church. Gothic Revival edifice with spire, hexagonal tower with pyramidal roof, and side gable with lower side wings. Stone slate roof. Two educational buildings, two story; and three story stone.				
1025 1064 C	First Christian Church. Neo Classical Revival with spire, bell tower and monumental full facade portico supported by six round columns. The pedimented gable end has a dentil cornice. ca. 1925.				
1026 1621 C	St. Patrick's Cathedral. Gothic Revival Cathedral constructed by the Roman Catholic Archdiocese of Charlotte. The parapeted front gabled block has small, lower flanking towers flanking the central arched entrance. The entrance is in a slightly recessed section which also contains two Gothic arched bays surmounted by a rose window. One-story rear wing. 1938.				
C	Rectory. 2CR, brick. Side parapeted gabled with a recessed central entrance. Decorative corbelled cornice and brick quoins at the corners. ca. 1938.				

United States Department of the Interior
National Park Service

**National Register of Historic Places
Inventory—Nomination Form**



Continuation sheet	Description	Item number	7	Page	92
--------------------	-------------	-------------	---	------	----

INVENTORY

Inventory Key:

Inventory number

Numerical listing of the principal properties in the district, keyed to the district map. The numbering begins in the northwest corner at the intersection of Renssalaer Avenue and Cleveland Avenue, and continues along the east-west street, north sides first, followed by south sides. The numbering then begins at the northwest corner at the intersection of Renssalaer Avenue and Cleveland Avenue, and continues along the north and south streets, along the west, then the east sides of each street. Street names are given at the beginning of the section in which that street is inventoried. Street numbers are the second column.

Status Code

All principal structures are marked either contributing or non-contributing, according to the age, and integrity of the structure:

- C- Contributing. Those structures which contribute to the overall character of the district, and which date from the period of significance of the district, and which retain a degree of integrity.
- N- Non-contributing. Those structures which, either by age, or lack of integrity, do not or no longer contribute to the overall character of the district.

Original/Early Owners

Each entry lists the name of the original or earliest listed owner, if readily available from survey files. The name of the wife is given in parentheses if readily available. The name of the architect or builder is given in a second set of parentheses, if known.

Height


1, 1½, 2, 2½, 3, 3½ indicates the height of the structure.

Typology

The types of buildings in Dilworth are easily broken down into a number of types:
B - Bungalow
C - Cottage
CR - Colonial Revival

United States Department of the Interior
National Park Service

**National Register of Historic Places
Inventory—Nomination Form**



Continuation sheet Description Item number 7 Page 93

DCR - Dutch Colonial Revival
FS - Four Square
PR - Picturesque Revival
T - Tudor.
Other less common types are spelled out.

Principal building material Given after the typology

Following the code is a brief description of those features which differentiate the structure from others; or which briefly describe the property.

Outbuildings All outbuildings are noted as to type.
unless otherwise indicated, the structure contributes to the character of the district, and appears to date from the construction of the primary structure.

Date of Construction The known date of construction, or a ca. date is given.

Table of contributing and non-contributing elements in the Dilworth Historic District:

	Contributing	Non-contributing
Principal structures	846	176
Non Structural Elements	1	
Outbuildings	<u>527</u>	<u>77</u>
Totals	<u>1474</u> 3	253

Total items in the Dilworth District: $\frac{1474}{3}$
6

8. Significance

Period	Areas of Significance—Check and justify below			
<input type="checkbox"/> prehistoric	<input type="checkbox"/> archeology-prehistoric	<input checked="" type="checkbox"/> community planning	<input checked="" type="checkbox"/> landscape architecture	<input type="checkbox"/> religion
<input type="checkbox"/> 1400-1499	<input type="checkbox"/> archeology-historic	<input type="checkbox"/> conservation	<input type="checkbox"/> law	<input type="checkbox"/> science
<input type="checkbox"/> 1500-1599	<input type="checkbox"/> agriculture	<input type="checkbox"/> economics	<input type="checkbox"/> literature	<input type="checkbox"/> sculpture
<input type="checkbox"/> 1600-1699	<input checked="" type="checkbox"/> architecture	<input type="checkbox"/> education	<input type="checkbox"/> military	<input type="checkbox"/> social/
<input type="checkbox"/> 1700-1799	<input type="checkbox"/> art	<input type="checkbox"/> engineering	<input type="checkbox"/> music	<input type="checkbox"/> humanitarian
<input checked="" type="checkbox"/> 1800-1899	<input type="checkbox"/> commerce	<input type="checkbox"/> exploration/settlement	<input type="checkbox"/> philosophy	<input type="checkbox"/> theater
<input checked="" type="checkbox"/> 1900-	<input type="checkbox"/> communications	<input type="checkbox"/> industry invention	<input type="checkbox"/> politics/government	<input type="checkbox"/> transportation other (specify)

Specific dates 1891 - 1941

Builder/Architect

Various/Unknown

Statement of Significance (in one paragraph)

The Dilworth Historic District, Charlotte's first streetcar suburb, encompasses approximately 63 blocks on about 395 acres of the southeast fringe, but now the heart of the city of Charlotte. The suburb was the work of Edward Dilworth Latta, entrepreneur, industrialist, developer, and New South advocate. Dilworth brought the first electric trolley system to Charlotte and planned his original suburb around it. He enlisted the talents of Joseph Forsyth Johnson, of New York, in the platting of the grid plan which featured a grand boulevard, three sections of which were built and survive, at the edges of the neighborhood, as well as a park with pool, lakes, pavilion, theatre, and ball fields located at the east end of the suburb. The idea behind Dilworth's development was to provide convenient, readily accessible housing for the growing population of Charlotte. By 1911 Latta realized that there was still demand for affordable, convenient housing for the growing city, and he obtained additional land to the south and east of the original Dilworth. In his continued quest for the best and most up-to-date, he obtained the services of the Olmsted Brothers Firm, the premiere landscape architects of the day. The firm provided a plan for the 300 acre hourglass-shaped tract calling for a grand avenue in the northern section which split at the "waist" of the tract into two drives, east and west, to provide a trolley loop to serve the proposed suburb. A system of curving smaller streets branched out from these main ways. The southern section was laid out according to the Olmsted plan; the northern section was not, but still took advantage of the curvilinear concept. The houses in the neighborhood are a showcase of late Victorian and early twentieth century architectural styles, and many have been refurbished during the past ten years.

CRITERIA ASSESSMENT:

- A. Dilworth is Charlotte's first streetcar suburb, part of a national trend in the last decade of the nineteenth and the first three decades of the twentieth centuries. Dilworth simultaneously introduced three revolutionary changes to Charlotte: the streetcar, the streetcar suburb, and the idea of long-term payment or "buying a house with the rent."
- B. Dilworth, which bears the name of Edward Dilworth Latta, is his most visible legacy to the city of Charlotte and was his pet project from 1891 until his death in 1925. Latta was an industrialist, entrepreneur, and advocate of the New South. His large home on East Boulevard in the district has been demolished, and the only extant building in Charlotte which he actually occupied is Latta Arcade (NR), his office building in downtown Charlotte.

United States Department of the Interior
National Park Service

National Register of Historic Places Continuation Sheet

Section number 8 Page 1

- C. Dilworth has local design significance as the first suburb in Charlotte, laid out in 1891. The 1911 extension of the suburb was designed by Boston's renowned landscape architecture firm, the Olmsted Brothers. "The lasting beauty of Dilworth's winding streets, emulated by dozens of later Charlotte developers, is a testament to the Olmsted vision." (Thomas W. Hanchett, "Charlotte: Suburban Development in the Textile and Trade Center of the Carolinas," Early Twentieth-Century Suburbs in North Carolina. Raleigh: North Carolina Department of Cultural Resources, 1985. p. 73)

Dilworth also has a collection of individually significant examples of domestic architecture, including the Queen Anne, Neo Classical Revival, Colonial and Dutch Colonial Revival, picturesque revival, and the Bungalow styles. A number of these houses were designed by local architects C.C. Hook, F.L. Bonfoey, and W. H. Peeps.

Criteria Exceptions:

- B. As part of the concept of a complete and self-contained neighborhood, there are seven churches in the district. Three of them: (former) Dilworth Methodist Church, First Church of Christ Scientist, and St. Patrick's Cathedral, date before 1941 and contribute architecturally to the significance of Dilworth.
- C. The period of historical significance of the Dilworth neighborhood continues from 1891 to 1941, although development of the last unbuilt parcels of land took place up through the first years of the 1950s. There are forty-eight houses and one church (St. Patrick's Cathedral, #1026) built between 1937 and 1941. These are labelled as contributing elements in the district. Ten of these are located on E. Park Drive facing Latta Park; the rest are loosely scattered throughout the curvilinear extensions. Because the majority of properties in the district are over fifty years old, because these forty-nine are integral parts of the district, and because they are indistinguishable in setback, landscaping, form, materials, and style (predominantly Colonial Revival) from the pre-1937 houses on these streets, they are eligible for listing.

United States Department of the Interior
National Park ServiceNational Register of Historic Places
Inventory—Nomination Form

For NPS use only

received

date entered

Continuation sheet Significance Item number 8 Page 2

Historical Background

The Dilworth Neighborhood is the result of the planning and industry of Edward Dilworth Latta, an advocate of the industrialization of the South, which he and others believed would result in a New South, pulled from the ashes of the Civil War and Reconstruction. Latta was born in Pendleton, South Carolina, and grew up amid the chaos of the Civil War, and the resulting desolation and depression of Reconstruction. He attended Princeton University, and while there he was exposed to, and came to believe in, the growth, industry and urbanization of the North.¹ He and others saw these qualities as a way to raise the South from the depression which followed the Civil War, and when he returned to the South, to Charlotte, North Carolina, in 1876, he set to work. Latta opened a men's clothing store and during the rest of the 1870s and 1880s parlayed it into a clothing factory, the Charlotte Trouser Company. Still intent on promoting growth, he informed the Charlotte Consolidated Construction Company, or as it was popularly known, the 4C's, in 1890.²

About the same time that he was organizing the 4C's, Latta acquired a gas franchise and electric streetlight contract.³ He then purchased a 442 acre farm just to the south of the city, and introduced the concept of the streetcar suburb to Charlotte in 1891.⁴ Charlotte was experiencing the beginnings of recovery in the form of a textile manufacturing boom, and later that year Latta had the acreage platted in a grid pattern of streets which would be ringed by a grand boulevard. The grid system was probably the work of Joseph Forsyth Johnson, an engineer from New York. Running through the center of the grid was East Boulevard, which accommodated the streetcar line running through the proposed neighborhood to a recreation area, named Latta Park. The streetcar system was designed and installed by the Edison Electric Company. As always, Latta obtained the best, most up-to-date technology available.⁵ On May 20, 1918, just two days after the completion of the streetcar line, lots in Dilworth were auctioned with great fanfare and celebration.⁶ (See Map A-I)

Although the initial sale of lots appeared to auger well for the growth of Dilworth, sales soon slumped. A big boost for the subdivision came when D. A. Tompkins, a local businessman, bought land on the south edge of Dilworth in 1892 with the intention of building a mill there. By April 1893 Atherton Mill was in operation, and Tompkins bought a full block in Dilworth where he built twenty frame cottages for mill operatives. Five of these houses still stand. The success of Atherton Mill prompted other businessmen to look toward Dilworth as both a neighborhood and an industrial center. In 1894 the Charlotte Trouser Company built a factory there, and in 1895 six other factories were built in the corridor. Employees of these companies provided a ready market for housing in Dilworth, and this infusion of business and residential demand provided the necessary push to make Dilworth a viable, successful neighborhood.⁷

Besides the convenience of the streetcar line, Dilworth offered Latta Park, a ninety-acre amusement complex, located at the end of the trolley line, for the enjoyment of the residents of Dilworth and anyone else who cared to take advantage of it. The park featured a pavillion, a pool, walks along a lake and lily pond, wooded areas and a creek. An additional feature of the park was a theater for plays, and Buffalo Bill's Wild West Show even visited Latta Park. Latta leased an additional parcel of land to the City of

**United States Department of the Interior
National Park Service**

**National Register of Historic Places
Inventory—Nomination Form**

For NPS use only
received
date entered

Continuation sheet Significance Item number 8 Page 3

Charlotte for its municipal fairgrounds, with race track, and ball fields. Professional baseball teams played in Latta Park, and as did the football teams of University of North Carolina and Davidson College.

The first homes built in Dilworth were in late Victorian and early Colonial Revival styles, including fine homes built for Charlotte business leaders such as R. O. Alexander, a cotton broker; John Villalonga, president of the Charlotte Brick Company, and Peter Gilchrist, a chemical engineer. Many of these homes were located along East Boulevard, the grand entry into the neighborhood. Charlotte was growing rapidly and Latta wanted Dilworth to serve a large segment of the population of the City. In order to encourage more middle-class involvement, Latta conceived an innovative long-term payment plan to enable families to "buy a house with the rent money."


In 1896, Charles C. Hook came to Charlotte from Wheeling, West Virginia, to teach mechanical drawing, but soon he turned to the practice of architecture. He and his partner published a number of house plans in late 1903 and early 1904 in the Charlotte Daily Observer. Among the plans were examples of Georgian Revival, Colonial Revival, Cottage and Spanish Mission styles, as well as a Georgian Revival duplex. A number of these styles, with minor variations, stand in the district today, and Hook is known to have designed a number of houses, perhaps as many as thirty-five, in the district.

To develop the suburb, Latta sold property by three methods. He sold lots to individuals, who either built houses, or held them for speculation and resale. He also sold tracts to private developers, who then subdivided the tracts and sold lots, or built houses for sale. H. C. Sherrill, a local developer, purchased the land in the 1900 block of Dilworth Road when the second section of Dilworth was platted, and built homes for sale. Finally, the Charlotte Consolidated Construction Company built houses, for individuals, speculation, or to rent. These are the houses that Latta sold on long-term payment plans.

In 1907, Dilworth was annexed into the City of Charlotte, which spurred further growth in the neighborhood. In 1910, the U. S. Census records show that in ten years the population of Charlotte had jumped over 80%, from 18,000 to more than 34,000 people. Charlotte was also in the midst of an unequalled economic boom, fueled in a large part by the growth of the textile industry. Fred L. Bonfoey, an architect from Connecticut, moved to Charlotte in 1911, and was hired by the 4C's to design houses for Dilworth. His specialty was the Bungalow, which he introduced to the area, building his own residence at 800 Worthington Avenue in the style. The style was extremely popular, attested by the fact that the houses built in Dilworth between 1911 and 1925 are predominantly Bungalows, or have some bungaloid detailing.

At the same time, 1911, the City of Charlotte's lease on the 4C'-owned fairground and ballpark at the end of East Boulevard expired, providing Latta with additional acreage for development. Latta then sold his streetcar line to J. B. Duke's Southern Power Company. Latta, in the manner of a true New South entrepreneur, took advantage of the situation, and with land, capital and demand, began his second venture into land development.

Latta was familiar with Roland Park, a Baltimore, Maryland, suburb of winding drives which was begun in the 1890s, and which was considered the finest suburb in the south. Latta, wanting the best and most innovative in development, went to Baltimore, met with Edward Bouton, who had developed Roland Park, and found that a landscape architect, not an engineer, had planned the suburb. Bouton put Latta in touch with the Olmsted

United States Department of the Interior
National Park ServiceNational Register of Historic Places
Inventory—Nomination Form

Continuation sheet Significance Item number 8 Page 4

Brothers, who had prepared the plans, and who were the premiere landscape architects of the day. The firm's work included neighborhoods in New York, a park system in Seattle, landscaping at the White House, and the campus of Duke University in Durham, N. C.¹⁴


Latta was instructed to provide a detailed survey and map of the topography and condition of the tract, which comprised about 300 acres in an hour-glass shape at the east end of Latta Park and the grid section of Dilworth.¹⁵ The two large sections of the hour-glass were joined by a narrow strip at the end of Latta Park. Latta's son, Edward Dilworth Latta, Jr., oversaw the details of the development, and explained to the Olmsted¹⁶ that the tract had to be developed in two sections, the first financing the second. The Olmsteds agreed to this, but insisted that it was "essential, however, that the entire tract be considered".¹⁷ Latta agreed and the firm began work. The Lattas were eager to get underway with the enlargement of Dilworth, and wrote several times urging the Olmsted firm to complete the plans in advance of the 1912 construction season.

The final 1912 Olmsted plan (See Map A-II) for the expansion of Dilworth included both sections, with a curving drive tying the two sections together, and which would then branch out in the southern part to form a loop for the streetcar line, with smaller streets branching out from these main thoroughfares. The streetcar line would then come down East Boulevard to Latta Park, and would follow the two main drives in the southern section providing service to the homes along the side streets, and would loop back up taking the main drive into the northern section.

Morehead Street, at the eastern edge of Dilworth, overlooked black Second Ward, and provides an interesting insight into the black-white relationships of the era, as well as one of the most interesting concepts of the Olmsted plan, although this portion of the plan was never implemented. Both the Olmsteds and the Lattas believed that the white Dilworth neighborhood should be clearly separate from black Second Ward, and the plan for Morehead Street called for a number of short dead-end "Garden Courts" off Morehead with each cul-de-sac to be built with townhouse apartments facing onto a small common park at the center, effectively creating a "blind" side toward Second Ward.¹⁸ Why the plan was not implemented is not known, but perhaps the concept of townhouse living was not customary in Charlotte at that time. The "garden court" concept was never put into effect, but the rest of the southern curvilinear plan was laid out as designed.

The main road from the northern section was named Dilworth Road, and it branched at the "waist" of the tract into Dilworth Road East and Dilworth Road West, which met at the southern end of the southern section. The plan, complete with street trees, now at maturity, is exactly as planned by the Olmsted Brothers' firm (with only one minor exception where Berkeley Road joins Dilworth Road East, made necessary by St. Patrick's Church) with broad, sweeping vistas, and smaller, picturesque side streets. The enduring strength of the Olmsted plan was proved by the fact that the property in this section retained its value and desirability, even into the 1960s, when the grid section fell into decline prior to the preservation movement of the 1970s.

The popularity of the southern section enabled the Lattas to begin development of the northern section by 1920. For some reason the Olmsted plan for the northern section, with the exception of Dilworth Road which served as a connector, was discarded. It has been suggested, and documentary evidence supports the idea, that the northern plan was discarded because the Lattas did not like the idea of "wasting" land in "pocket parks",

United States Department of the Interior
National Park ServiceNational Register of Historic Places
Inventory—Nomination Form

Continuation sheet	Significance	Item number	8	Page	5
--------------------	--------------	-------------	---	------	---

which the Olmsted plan utilized, especially at the "waist" where a number of streets converged. The Lattas were also impatient with the amount of time the Olmsted firm took to complete the southern section plans.¹⁹ Charlotte was still in the midst of an economic boom, and certainly the Lattas wanted to take advantage of the strong housing market. While keeping vital points of the Olmsted plan, including Dilworth Road and the concept of curvilinear roads, the Lattas' revised plan is less sophisticated, and the streets wind less picturesquely than those in the southern section. (See Map A-III)

Growth and development of Dilworth and Charlotte continued and by 1927 Charlotte had officially surpassed New England in textile manufacturing.²⁰ By the late 1920s the streetcar line was running in the northern section of Dilworth, entering along Dilworth Road, looping around Berkeley, Myrtle and Mount Vernon, and returning to Dilworth Road. Other architect including W. H. Peeps and Louis Asbury, designed houses in Dilworth, adding variety and an academic touch to the neighborhood's fabric.

Although the majority of the northern section was laid out in 1920, and was largely developed by the 1930s, several sections were not developed until later. In 1940 C. D. Spangler, a Charlotte developer, purchased land along the north side of Romany Road overlooking Latta Park.²¹ The street followed the Olmsted plan, but the houses there were built in the early 1940s, creating a ring of late development around the edge of the park. Although the homes date from the early 1940s, they are in keeping with the scale and styles found elsewhere in the district, and include a number of one, one-and-a-half and two-story brick cottages and Colonial Revival dwellings. The last lots owned by the 4C's were sold in 1945, and the company went out of business.

Throughout the 1950s the area remained popular, and a number of ranch houses were built as infill. Along the edges of the district new development encroached on the neighborhood, blurring once-distinct lines, particularly along South Boulevard, which is now separated from Dilworth by mid-twentieth century development. In addition, several multi-family projects were built within the boundaries of Dilworth, and detract from the suburban, residential aspect of the neighborhood. Dilworth has, however, escaped the wholesale redevelopment of other areas in Charlotte.

Dilworth today is a stable, well-maintained neighborhood which underwent a period of rehabilitation during the preservation movement of the 1970s. The district contains a large number and a broad range of early twentieth century development. Although the streetcar lines are gone, the wide avenues and gentle grades remain. The grid section has endured the most intrusive development, especially along South Boulevard, where mid-twentieth century development has physically separated the industrial park area from the neighborhood. In the Olmsted section, the street trees are mature, and the combination of winding streets, mature trees, and well-maintained homes still delight the eye. The northern curvilinear section, although not as picturesque as the southern curvilinear section, is also pleasant and inviting. The future for Dilworth, the product of the vision and work of Edward Dilworth Latta and others, is secure.

United States Department of the Interior
National Park Service

National Register of Historic Places
Continuation Sheet

Section number 8 Page 6

Footnotes

This essay is drawn largely from essays by Thomas Hanchett, Ruth Little-Stokes, and Dan L. Morrill.

¹"The New South Neighborhoods: Dilworth," Charlotte-Mecklenburg Historic Property Commission, 1985. Pamphlet on file at Charlotte Historic District Commission. Hereinafter cited as "The New South Neighborhoods: Dilworth."

²Ruth Little-Stokes, and Dan L. Morrill, "Architectural Analysis: Dilworth: Charlotte's Initial Streetcar Suburb (Charlotte: Dilworth Community Association, 1978) Section 2, page 1. Hereinafter cited as "Architectural Analysis: Dilworth." See also: North Carolina Historical Review (July, 1985, Vol LXII, No. 3). Dan L. Morrill, "Edward Dilworth Latta and the Charlotte Consolidated Construction Company, (1890-1925): Builders of a New South City." pp. 293-316. Hereinafter cited as "Edward Dilworth Latta."

³"Edward Dilworth Latta," p. 297.

⁴"Architectural Analysis: Dilworth," pp. 1, 9-10.

⁵Catherine W. Bishir and Lawrence S. Earley, eds. Early Twentieth Century Suburbs in North Carolina. Thomas W. Hanchett, "Charlotte: Suburban Development in the Textile and Trade Center of the Carolinas." (Raleigh: North Carolina Department of Cultural Resources, 1985). Hereinafter cited as "Charlotte: Suburban Development...".

⁶"Edward Dilworth Latta," p. 297.

⁷"Edward Dilworth Latta," p. 302.

⁸"Edward Dilworth Latta," p. 299.

⁹"Architectural Analysis: Dilworth," Section 2, p. 12; "Edward Dilworth Latta," p. 298, 305. The slogan "Buy a house with your rent money" was even painted on the front of Dilworth trolleys in the late 1890s. This was the first large-scale use of long-term house financing in Charlotte, and was essential to the growth of Dilworth.

¹⁰Janette Thomas Greenwood. "1901 Dilworth Road East." (Research paper presented to Dr. Dan L. Morrill, History Department, University of North Carolina, Charlotte, N.C., 1981.)

¹¹"Architectural Analysis: Dilworth," p. 40.

**United States Department of the Interior
National Park Service**

**National Register of Historic Places
Continuation Sheet**

Section number 8 Page 7

¹²"Charlotte: Suburban Development..., " p. 70.

¹³"Edward Dilworth Latta," p. 312.

¹⁴Thomas W. Hanchett, "Dilworth: The 1911 Expansion," typescript on file with the Charlotte Historic District Commission. Unpaginated. Hereinafter cited as "Dilworth: The 1911 Expansion."

¹⁵"Dilworth: The 1911 Expansion."

¹⁶"Dilworth: The 1911 Expansion."

¹⁷"Dilworth: The 1911 Expansion."

¹⁸"Dilworth: The 1911 Expansion."

¹⁹"Edward Dilworth Latta," p. 313-314.

²⁰"The New South Neighborhoods: Dilworth," p. 70.

²¹"Dilworth: The 1911 Expansion."

United States Department of the Interior
National Park Service

National Register of Historic Places
Continuation Sheet

Section number 9 Page 1

Bibliography

- Greenwood, Janette Thomas. "1901 Dilworth Road East." (Research paper presented to Dr. Dan L. Morrill, History Department, University of North Carolina, 1981.)
- Hanchett, Thomas W., "Charlotte: Suburban Development in the Textile Center of the Carolinas," Bishir, Catherine W., and Lawrence S. Earley, eds. Raleigh: North Carolina Department of Cultural Resources, 1985. pp. 69-78.
- Hanchett, Thomas W. "Dilworth: The 1911 Expansion." Unpaginated typescript on file with the Charlotte Historic District Commission.
- Little-Stokes, Ruth, and Dan L. Morrill. "Architectural Analysis: Dilworth: Charlotte's Initial Streetcar Suburb." Charlotte: Dilworth Community Association, 1980.
- Morrill, Dan L. "Edward Dilworth Latta and the Charlotte Consolidated Construction Company (1890-1925): Builders of a New South City." North Carolina Historical Review (LXII, 3, July 1985). pp. 293-316.

**United States Department of the Interior
National Park Service**

**National Register of Historic Places
Inventory—Nomination Form**



Continuation sheet Geographical Data Item number 10 Page 1

Item 10, page 1

Dilworth Historic District

Verbal Boundary Description and Justification.

The Dilworth Historic District is bounded roughly by Cleveland Avenue and Myrtle Avenue to the northwest, Morehead Street and Dilworth Road East to the east, Charlotte Drive to the southeast, and Tremont Avenue to the Southwest. The boundaries are shown on the enclosed planametric map enclosed.

The property being nominated corresponds with the original 1891 grid and 1912 and 1920 curvilinear sections of Dilworth, although sections of Cleveland and Rensselaer Avenues, and Morehead Street have been deleted because of mid-twentieth century infill.

Item 13 Photographs page 1

All photographs submitted with this nomination were taken Fall 1984. The nomination fieldwork was conducted in October 1986 and all properties were field-checked at this time. The photographs accurately depict the current condition of these properties.

9. Major Bibliographical References

See Continuation Sheet

10. Geographical Data

Acreage of nominated property — 395 plus or minus

Quadrangle name — Charlotte East

Quadrangle scale — 1: 24,000

UTM References

A

1	7
---	---

5	1	3	7	4	0
---	---	---	---	---	---

3	8	9	7	0	6	0
---	---	---	---	---	---	---

Zone Easting Northing

B

1	7
---	---

5	1	4	5	6	0
---	---	---	---	---	---

3	8	9	6	0	2	0
---	---	---	---	---	---	---

Zone Easting Northing

C

1	7
---	---

5	1	3	6	0	0
---	---	---	---	---	---

3	8	9	4	6	1	0
---	---	---	---	---	---	---

D

1	7
---	---

5	1	2	7	4	0
---	---	---	---	---	---

3	8	9	6	0	9	0
---	---	---	---	---	---	---

E

--	--

--	--	--	--	--	--

--	--	--	--	--	--	--

F

--	--

--	--	--	--	--	--

--	--	--	--	--	--	--

G

--	--

--	--	--	--	--	--

--	--	--	--	--	--	--

H

--	--

--	--	--	--	--	--

--	--	--	--	--	--	--

Verbal boundary description and justification

See Continuation Sheet

List all states and counties for properties overlapping state or county boundaries

state	N/A	code	county	N/A	code
-------	-----	------	--------	-----	------

state	code	county	code
-------	------	--------	------

11. Form Prepared By

name/title Virginia Oswald

organization Charlotte Historic District Commission

date January 9, 1987

street & number 201 West 10th Street, Box B

telephone (704) 336-2302

city or town Charlotte

state North Carolina 28202

12. State Historic Preservation Officer Certification

The evaluated significance of this property within the state is:

☐ national ☐ state ☒ local

As the designated State Historic Preservation Officer for the National Historic Preservation Act of 1966 (Public Law 89-665), I hereby nominate this property for inclusion in the National Register and certify that it has been evaluated according to the criteria and procedures set forth by the National Park Service.

State Historic Preservation Officer signature

William S. Price, Jr.

title State Historic Preservation Officer

date March 4, 1987

For NPS use only

I hereby certify that this property is included in the National Register

date

Keeper of the National Register

Attest:

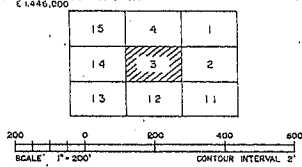
date

Chief of Registration



hall copy

PHOTOGRAMMETRIC REVISION
BY
AIR SURVEY CORPORATION
OF VIRGINIA
RESTON, VIRGINIA
DATE OF PHOTOGRAPHY: JANUARY 31, 1963



DILWORTH HISTORIC DISTRICT
Charlotte, N. C.



TOPOGRAPHIC MAP
OF
CITY OF CHARLOTTE
NORTH CAROLINA
ENGINEERING DEPARTMENT

SHEET NO 3

SEE boundary INCREASE

Dilworth NRHD