



**CHARLOTTE HISTORIC DISTRICT COMMISSION
CERTIFICATE OF APPROPRIATENESS - Amended**

CERTIFICATE NUMBER: 2015-134

DATE: February 22, 2016

ADDRESS OF PROPERTY: 600 East Boulevard

HISTORIC DISTRICT: Dilworth

TAX PARCEL NUMBER: 12108401

OWNER(S): Greek Orthodox Church Holy Trinity of Charlotte, NC

DETAILS OF APPROVED PROJECT: The project is a renovation, addition and new site features. This COA is amended to reflect minor changes from the original plans. Minor changes include slight modifications to the front additions and a simplified design of canopy roof. The project includes an elevator in the Cathedral which requires an addition to the left and right side. On the right side the existing wheelchair ramp will be redesigned to meet code and will be covered. The courtyard between the church and the community will be improved with new concrete pavement, planters, decorative lighting, benches and three flag poles. A new covered walkway will connect the Cathedral, community center and parking lot. Materials and architectural details will match and/or complement the existing structures. The playground fence will be moved away from the sidewalk and the playground surface will be a synthetic, permeable material. The project was approved by the HDC on July 8, 2015.

- This Certificate of Appropriateness (COA) indicates that this project proposal has been determined to comply with the standards and policies of the Charlotte Historic District Commission.
- Display the blue COA placard in a visible location along with any required permits.
- No other approvals are to be inferred.
- No demolition other than that specifically indicated on any attached plans is authorized under this approval.
- All work must be completed in accordance with all other applicable state and local codes.
- Any changes from or additions or deletions to the plans referenced herein will void this Certificate, and a new application must be filed with the Historic District Commission.

This Certificate is valid for a period of six months from the date of issuance. Failure to obtain a building permit in that time will be considered as a failure to comply with the Certificate and the Certificate will become invalid. If a building permit is not required, then the approved work must be completed within six months of the date of issuance of this Certificate. The Certificate can be renewed within twelve months of its issuance by Historic District Commission staff by written request and submission of a valid reason for failure to comply within the six-month deadline.

Chairman

Staff

CHARLOTTE-MECKLENBURG PLANNING DEPARTMENT

www.charlotteplanning.org

600 East Fourth Street

Charlotte, NC 28202-2853

PH: (704)-336-2205

FAX: (704)-336-5123

HOLY TRINITY
GREEK ORTHODOX CATHEDRAL
ACCESSIBILITY RENOVATIONS

600 EAST BLVD.
CHARLOTTE NC 28203

LUESA PROJECT NUMBER 357782



LIST OF DRAWINGS

ARCHITECTURAL

- A0-0 COVER SHEET
- A0-1.1 APPENDIX B
- A0-1.2 APPENDIX B CONTINUED
- A0-2.1 ENVELOPE COMPLIANCE CERTIFICATE
- A0-3.1 UL DESIGN ASSEMBLIES
- A0-3.2 UL DESIGN ASSEMBLIES
- A0-4.1 SITE PLAN EXISTING CONDITIONS, DEMOLITION PLAN
- A0-5.1 EXISTING FLOOR PLANS, DEMOLITION PLANS
- A0-6.1 NAVE LEVEL EGRESS PLAN
- A0-6.2 BASEMENT AND MEZZANINE EGRESS PLANS, DETAILS
- A0-7.1 EXISTING AND PROPOSED PICTORIAL ELEVATIONS
- A1-1.1 NAVE FLOOR PLAN
- A1-1.2 BASEMENT FLOOR PLAN, DETAILS
- A1-1.3 MEZZANINE FLOOR PLAN
- A1-2.1 ENLARGED NAVE LEVEL FLOOR PLANS
- A1-2.2 ENLARGED PLAZA LEVEL FLOOR PLANS
- A1-2.3 ENLARGED BASEMENT LEVEL FLOOR PLANS AND DETAILS
- A1-2.4 ENLARGED PLAYGROUND PLAN
- A1-3.1 PLAZA PLAN AND DETAILS
- A1-4.1 ROOF PLAN
- A1-5.1 NAVE AND CANOPY REFLECTED CEILING PLAN
- A1-5.2 BASEMENT REFLECTED CEILING PLAN, DETAILS
- A1-5.3 PLAZA LIGHTING PLAN
- A1-6.1 DOOR SCHEDULE AND DETAILS
- A1-6.2 ROOM FINISH SCHEDULE

- A2-1.1 ELEVATIONS, EXTERIOR MATERIAL SCHEDULE, DETAILS
- A2-2.1 ELEVATIONS
- A2-3.1 ELEVATIONS
- A2-4.1 ELEVATIONS

- A3-01 OVERALL WALL SECTIONS
- A3-02 OVERALL WALL SECTIONS
- A3-03 OVERALL WALL SECTIONS
- A3-04 OVERALL WALL SECTIONS
- A3-05 OVERALL WALL SECTIONS
- A3-11 PARTIAL WALL SECTION
- A3-12 PARTIAL WALL SECTION
- A3-13 PARTIAL WALL SECTION
- A3-14 PARTIAL WALL SECTION
- A3-15 PARTIAL WALL SECTION
- A3-16 PARTIAL WALL SECTION
- A3-17 PARTIAL WALL SECTION
- A3-18 PARTIAL WALL SECTION
- A3-19 PARTIAL WALL SECTION
- A3-20 PARTIAL WALL SECTION
- A3-21 PARTIAL WALL SECTION
- A3-22 PARTIAL WALL SECTION
- A3-23 PARTIAL WALL SECTION
- A3-24 PARTIAL WALL SECTION
- A3-25 PARTIAL WALL SECTION
- A3-31 INTERIOR SECTIONS AND DETAILS
- A3-51 ARCHITECTURAL SITE SECTIONS AND DETAILS
- A3-52 ARCHITECTURAL SITE SECTIONS AND DETAILS
- A3-53 ARCHITECTURAL SITE SECTIONS AND DETAILS
- A3-54 ARCHITECTURAL SITE SECTIONS AND DETAILS

STRUCTURAL

- S001 GENERAL NOTES AND ABBREVIATIONS
- S002 SPECIAL INSPECTIONS
- S003 SPECIAL INSPECTIONS
- S101 BASEMENT PLAN
- S102 PLAZA LEVEL AND FOUNDATION PLAN
- S103 COVERED WALKWAY FRAMING PLAN
- S104 PODIUM FRAMING
- S201 ENLARGED LOBBY AND RAMP PLANS
- S202 FOUNDATION DETAILS
- S203 ENLARGED LOBBY STRUCTURAL FRAMING PLAN
- S203A ENLARGED PODIUM PLAN
- S204 ENLARGED CRAPPEL PLANS
- S301 SECTIONS AND DETAILS
- S302 SECTIONS AND DETAILS
- S303 SECTIONS AND DETAILS
- S304 SECTIONS AND DETAILS
- S305 SECTIONS AND DETAILS
- S306 SECTIONS AND DETAILS
- S307 SECTIONS AND DETAILS
- S308 SECTIONS AND DETAILS
- S309 SECTIONS AND DETAILS
- S310 SECTIONS AND DETAILS
- S311 SECTIONS AND DETAILS
- S312 SECTIONS AND DETAILS
- S313 SECTIONS AND DETAILS
- S314 SECTIONS AND DETAILS
- S315 SECTIONS AND DETAILS
- S316 SECTIONS AND DETAILS
- S401 TYPICAL SECTIONS AND DETAILS
- S402 TYPICAL SECTIONS AND DETAILS

- P1-0 PLUMBING NOTES AND SCHEDULES
- P1-1 PLUMBING FLOOR PLAN
- P1-2 PLUMBING BASEMENT PLAN
- P1-3 PLUMBING BASEMENT PLAN
- P1-4 PLUMBING DETAILS
- P1-5 PLUMBING ROOF PLAN

MECHANICAL

- DM1-1 MECHANICAL FLOOR PLAN DEMOLITION
- M1-0 MECHANICAL NOTES AND SCHEDULES
- M1-1 MECHANICAL FLOOR PLAN
- M1-2 MECHANICAL BASEMENT PLAN
- M1-3 MECHANICAL MEZZANINE PLAN
- M1-4 MECHANICAL DETAILS

ELECTRICAL

- DE1-1 ELECTRICAL FLOOR PLAN - DEMOLITION
- DE1-2 ELECTRICAL BASEMENT PLAN - DEMOLITION
- E1-0 ELECTRICAL NOTES AND SCHEDULES
- E1-1 ELECTRICAL FLOOR PLAN
- E1-2 ELECTRICAL BASEMENT PLAN
- E1-3 ELECTRICAL OVERALL PLAN
- E1-4 ELECTRICAL DETAILS

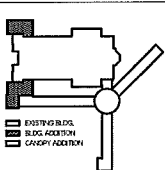
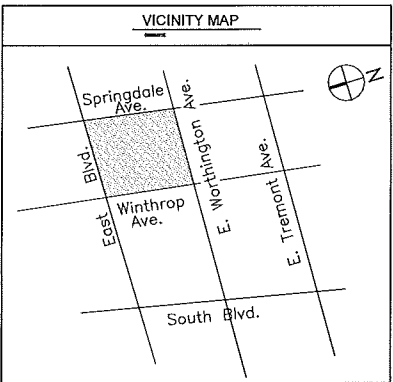
SITE DEVELOPMENT DRAWINGS

- C0 COVER SHEET
- C1.1 OVERALL SITE PLAN
- C2.1 GRADING PLAN
- C2.2 SITE UTILITY PLAN
- C3.1 SITE DETAILS
- C3.2 SITE DETAILS
- L1.1 TREE ORDINANCE COMPLIANCE PLAN
- L1.2 PLAZA PLANTING PLAN

EXISTING BLDG. DRAWINGS

PROVIDED FOR REFERENCE ONLY

- 1 SITE PLAN
- 2 FOUNDATION PLAN
- 3 NAVE FLOOR PLAN
- 4 BASEMENT AND FIRST FLOOR FRAMING PLAN
- 5 ROOF FRAMING AND BALCONY PLAN
- 6 ROOF PLAN
- 7 FRONT ELEVATION
- 8 SIDE NW ELEVATION
- 9 SPRINGDALE AVE. EAST ELEVATION
- 10 REAR ELEVATION AND DETAILS
- 11 LONGITUDINAL SECTION
- 12 CROSS SECTION AND ELEVATION
- 12a CROSS SECTION AND DETAILS
- 13 DETAILS
- 14 STEEL FRAMING DETAILS
- 15 MISCELLANEOUS DETAILS
- 16 DOME DETAILS
- 17 TOWER DETAILS
- 18 DETAILS
- 19 STAIR DETAILS
- 20 STAIR DETAILS
- 21 DETAILS
- 22 STAIR DETAILS
- 23 FLOOR PATTERNS



- ☐ PRELIMINARY NOT FOR CONSTRUCTION
- ☐ ISSUED FOR BIDDING
- ☒ ISSUED FOR PERMIT
- ☒ ISSUED FOR CONSTRUCTION

Drawing Status

1 ON 1
ONE on ONE
DESIGN, Ltd.
"a division of one"
2719 LILLY MILL RD.
CHARLOTTE, NC 28210
phone: 704 643-8697
fax: 704 643-8621
email: cnvretos@gmail.com

CONSTANTINE N. VRETOS
REGISTERED ARCHITECT
STATE OF NORTH CAROLINA
February 12, 2016

HOLY TRINITY
GREEK ORTHODOX
CATHEDRAL
OF
CHARLOTTE, NC

600 EAST BLVD.
CHARLOTTE, NC 28203

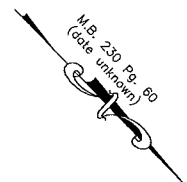
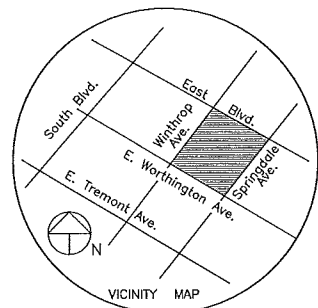
RENOVATIONS
TO IMPROVE
ACCESSIBILITY
TO THE
CATHEDRAL

COVER SHEET

Drawn By
CNV
Issue Date: October 26, 2015
Drawing File Name
1412_A0-0 Cover Sheet.dwg
Revisions
No. 1 Date 11-25-15
No. 2 Date 2-12-16

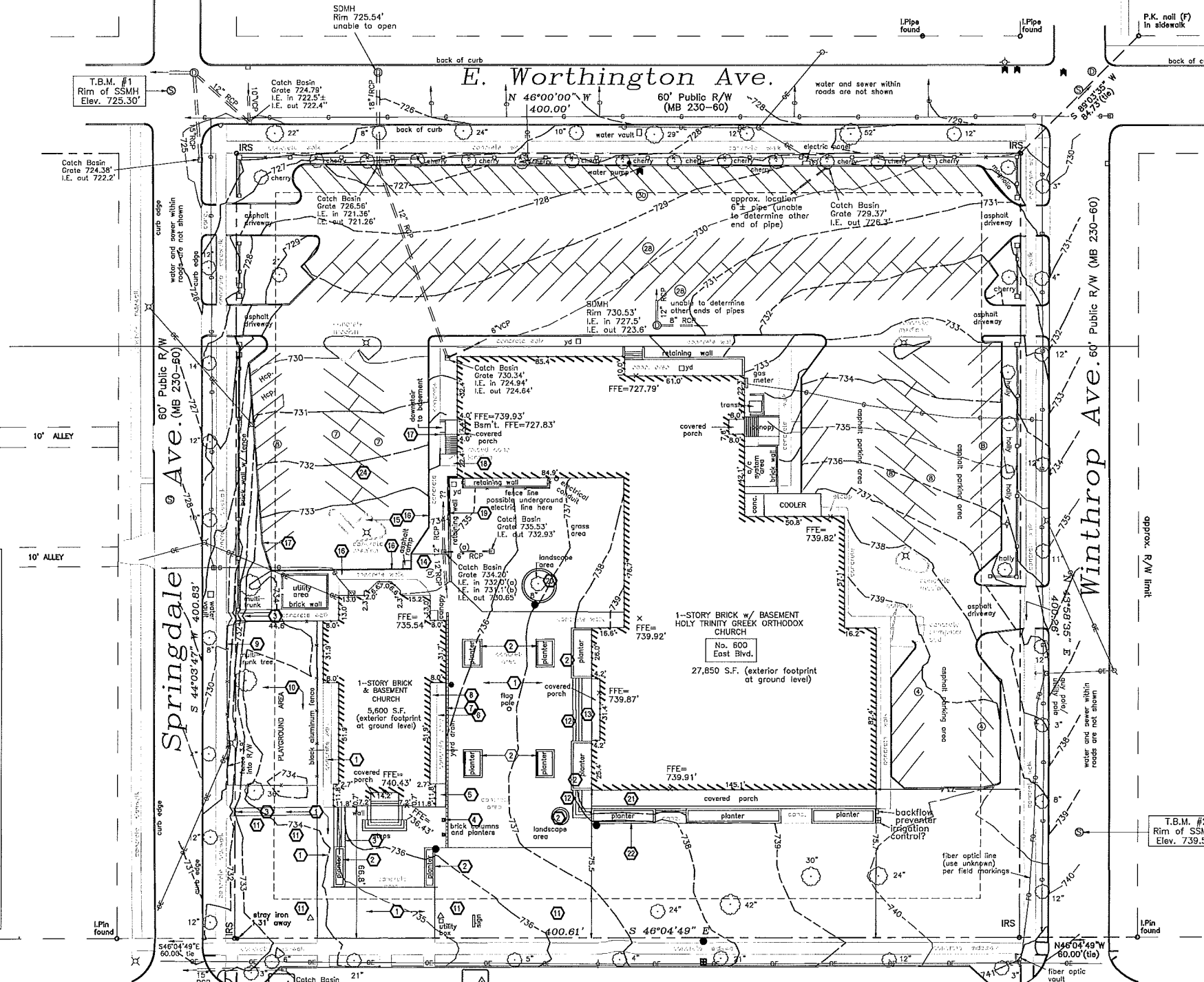
Project Number
2114
Building

Sheet Of
A0-0



LEGEND

- | | |
|--------|--------------------------------|
| ch. | chord |
| L.R. | curve length & radius |
| s.f. | square feet (by coordinates) |
| I.PIN | iron survey stake |
| conc. | concrete |
| a/c | air conditioner |
| MB, DB | record map and deed references |
| PP | light pole |
| PP | power pole |
| PP | gas valve |
| PP | guy anchor |
| PP | catch basin |
| PP | water meter |
| PP | water valve |
| PP | fire hydrant |
| PP | sanitary sewer manhole |
| PP | gas meter |
| PP | telephone manhole |
| PP | electric manhole |
| PP | storm drain manhole |
| PP | underground gas line |
| PP | underground telephone line |
| PP | water line |
| PP | sanitary sewer line |
| PP | underground electric |
| PP | overhead utilities |
| PP | reinforced concrete pipe |
| PP | handicapped accessible parking |
| PP | son. sewer cleanout |
| PP | yard light |
| PP | irrigation control valve |
| PP | top of step |
| PP | bottom of step |
| PP | temporary bench mark |
| PP | finish floor elevation |




East Boulevard

CLASS III MAJOR THOROUGHFARE

100' Public R/W
(MB 230 Pg. 60)

- DEMOLITION NOTES:**
- DEMOLISH IN ITS ENTIRETY
 - CONCRETE PAVEMENT, COURTYARD AND SIDEWALKS
 - PLANTERS INCLUDING WALLS AND VEGETATION. KEEP THE CAST TOP FOR REUSE WITH THE NEW
 - PLANTERS AND REPAIR OF THE RETAINING WALL IS
 - STEPS AND HANDRAILS IF ANY ASSOCIATED WITH THE DEMOLISHED STEPS.
 - BACK COLUM-PLANTERS
 - TOP OF THE RAMP
 - RAMP AND LANDING
 - TRENCH DRAIN
 - AREA WAY CONCRETE, DOWNSPOUTS, DOWNSPOUT COLLECTOR BOX/REMOVE WINDOWS. THE CONCRETE IN THE AREAWAY WALL, ALL OR IN PART, BE LEFT AS IS DEPENDING ON THE STRUCTURAL DESIGN OF THE NEW RAMP.
 - EXISTING ALUMINUM FENCE GIVE IT TO THE OWNER.
 - REMOVE AND STORE ON SITE ALL PLAYGROUND EQUIPMENT AT A LOCATION SELECTED BY THE OWNER.
 - ALL LANDSCAPE AND GROUND FLOOD LIGHTS. CAP ELECTRICAL SERVICE FOR FUTURE USE.
 - STEPS
 - STOOD FLOOR FINISH
 - SIDEWALK
 - CONCRETE ISLAND, CURB AND LIGHT POLE. CAP ELECTRICAL SERVICE FOR FUTURE USE.
 - CURB AND SIDEWALK
 - DEMOLISH SIDEWALK AND CURB TO THIS POINT
 - RAISE CONCRETE LANDING
 - DETERMINING SECTION OF THE RETAINING WALL
 - REMOVE SECTION OF CONCRETE SIDEWALK TO ACCOMMODATE NEW RAMP. SEE FLOOR PLAN
 - REMOVE PLANTER IF NEEDED TO BUILD THE RAMP 21
 - REMOVE PLANTER 23
 - 12-STEP PARKING SPACES IN THIS AREA SEE SHEET A1-1

002 SITE DEMOLITION NOTES



- | | |
|-------------------------------------|----------------------------------|
| <input type="checkbox"/> | PRELIMINARY NOT FOR CONSTRUCTION |
| <input type="checkbox"/> | ISSUED FOR BIDDING |
| <input checked="" type="checkbox"/> | ISSUED FOR PERMIT |
| <input checked="" type="checkbox"/> | ISSUED FOR CONSTRUCTION |

1 ON 1
ONE ON ONE DESIGN, Ltd.
"a division of one"
2719 LILLY MILL RD.
CHARLOTTE, NC 28210
phone: 704 643-6697
fax: 704 643-6621
email: cnyretos@gmail.com



HOLY TRINITY GREEK ORTHODOX CATHEDRAL OF CHARLOTTE, NC

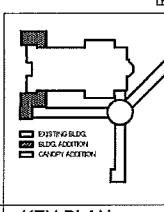
600 EAST BLVD.
CHARLOTTE, NC 28203

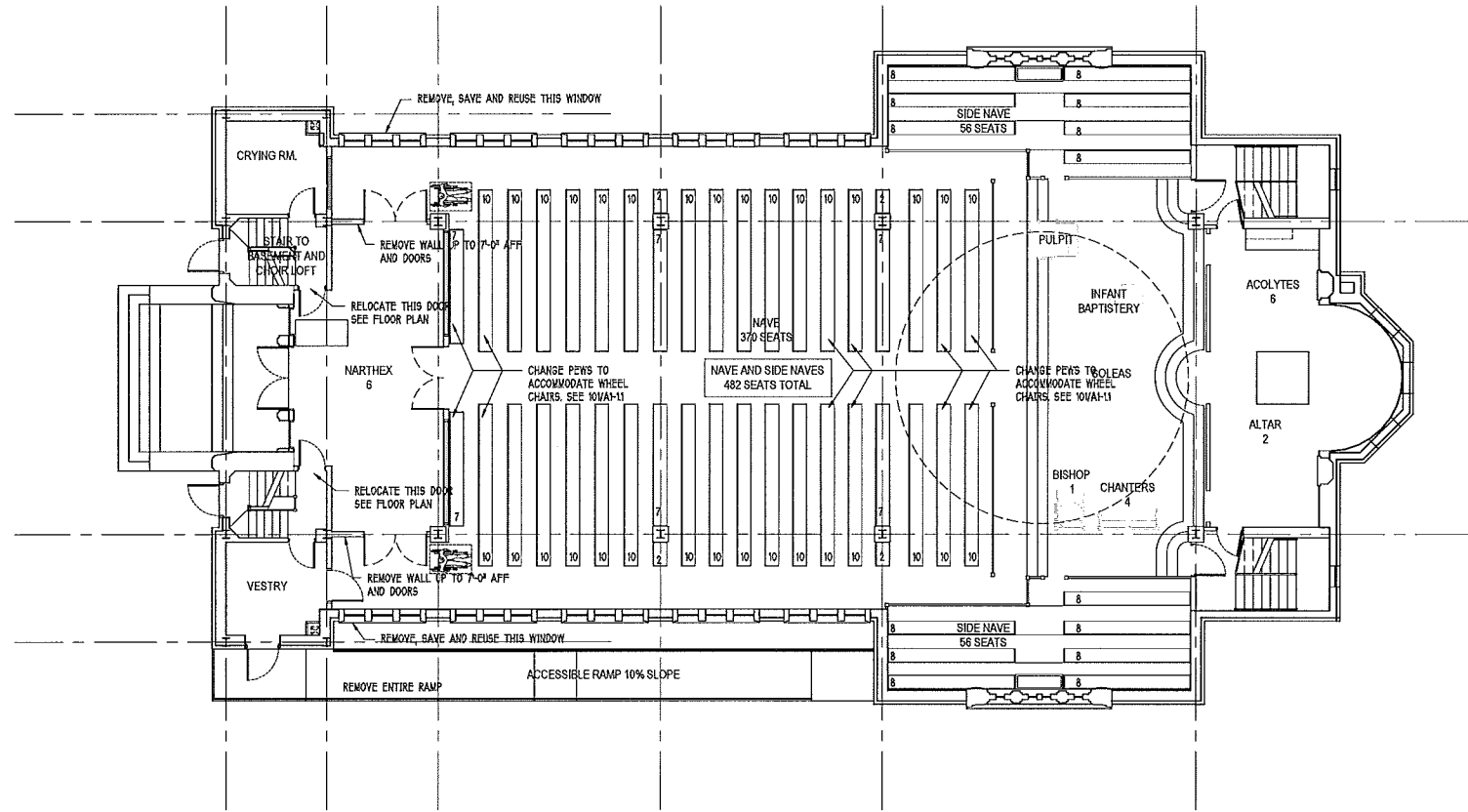
RENOVATIONS TO IMPROVE ACCESSIBILITY TO THE CATHEDRAL

SITE PLAN EXISTING CONDITIONS DEMOLITION NOTES

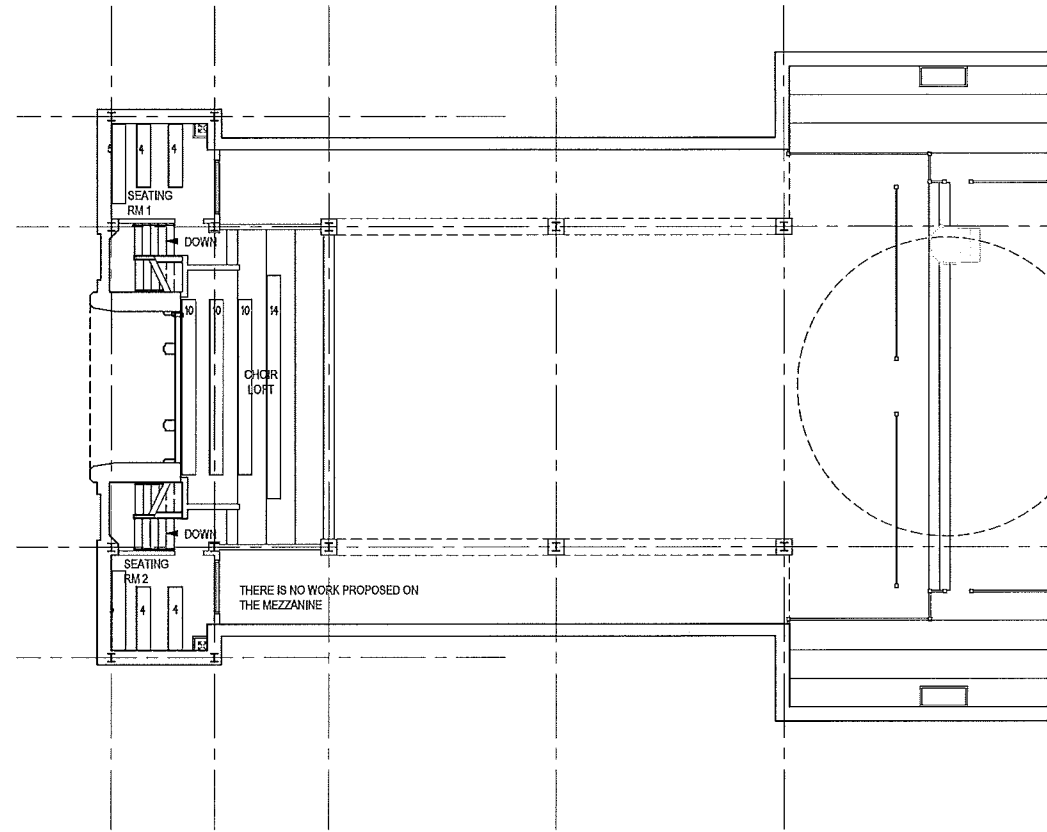
Drawn By
CNV
Issue Date: October 26, 2015
Drawing File Name
2114_A0-4.1_Site Plan.dwg
Revisions
No. 1 Date 11-25-15
No. Date
No. Date
No. Date
No. Date

Project Number
2114
Building
Sheet
Of
A0-4.1

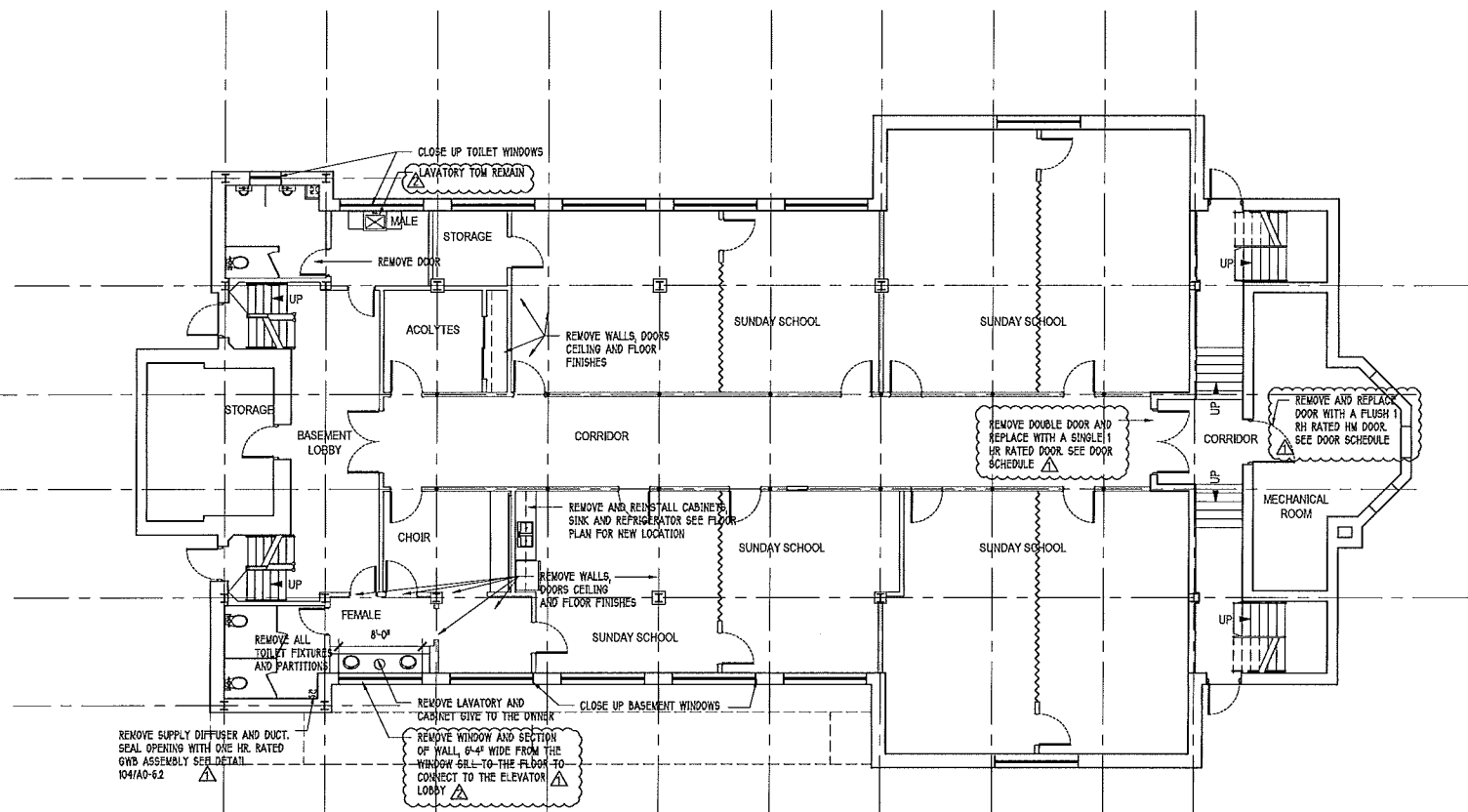




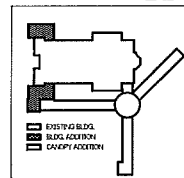
001 EXISTING NAVE FLOOR PLAN 1/8"=1'-0"



003 EXISTING MEZZANINE PLAN 1/8"=1'-0"



002 EXISTING BASEMENT FLOOR PLAN 1/8"=1'-0"



KEY PLAN

- ☐ PRELIMINARY NOT FOR CONSTRUCTION
- ☐ ISSUED FOR BIDDING
- ☒ ISSUED FOR PERMIT
- ☒ ISSUED FOR CONSTRUCTION

1 ON 1
 ONE on ONE DESIGN, Ltd.
 "a division of one"
 2719 LILLY MILL RD.
 CHARLOTTE, NC 28210
 phone: 704 643-8697
 fax: 704 643-8621
 email: onvrettos@gmail.com

CONSTANTINE H. VETTES
 REGISTERED ARCHITECT
 NORTH CAROLINA
 CHARLOTTE, N.C.
 February 12, 2016

HOLY TRINITY GREEK ORTHODOX CATHEDRAL OF CHARLOTTE, NC
 600 EAST BLVD.
 CHARLOTTE, NC 28203

RENOVATIONS TO IMPROVE ACCESSIBILITY TO THE CATHEDRAL

EXISTING FLOOR PLANS, DEMOLITION PLANS

Drawn By
 CNV
 Issue Date: October 26, 2015
 Drawing File Name
 2114_A0-5.1_Exist Fl Plan.dwg
 Revisions
 No. 1 Date 11-25-15
 No. 2 Date 2-12-16
 No. Date
 No. Date

Project Number
 2114
 Building
 Sheet Of
 A0-5.1



001 EXISTING NORTH ELEVATION



003 EXISTING NORTHEAST ELEVATION



002 EXISTING NORTHWEST ELEVATION



004 PROPOSED NORTHWEST ELEVATION

KEY PLAN

- ☐ PRELIMINARY NOT FOR CONSTRUCTION
- ☐ ISSUED FOR BIDDING
- ☒ ISSUED FOR PERMIT
- ☒ ISSUED FOR CONSTRUCTION

Drawing Status

1 ON 1

ONE on ONE
DESIGN, Ltd.
"a division of one"
2719 LILLY MILL RD.
CHARLOTTE, NC 28210
phone: 704 643-8897
fax: 704 643-8821
email:
cnvretlos@gmail.com

CONSTANTINE N. VASSILOPOULOS
ARCHITECT
Professional Seal
February 12, 2016

HOLY TRINITY
GREEK
ORTHODOX
CATHEDRAL
OF
CHARLOTTE, NC

600 EAST BLVD.
CHARLOTTE, NC 28203

RENOVATIONS
TO IMPROVE
ACCESSIBILITY
TO THE
CATHEDRAL

EXISTING
AND PROPOSED
PICTORIAL
ELEVATIONS

Drawn By
CNV

Issue Date: October 26, 2015

Drawing File Name
2114_A0-7.1_Exist Elevations.dwg

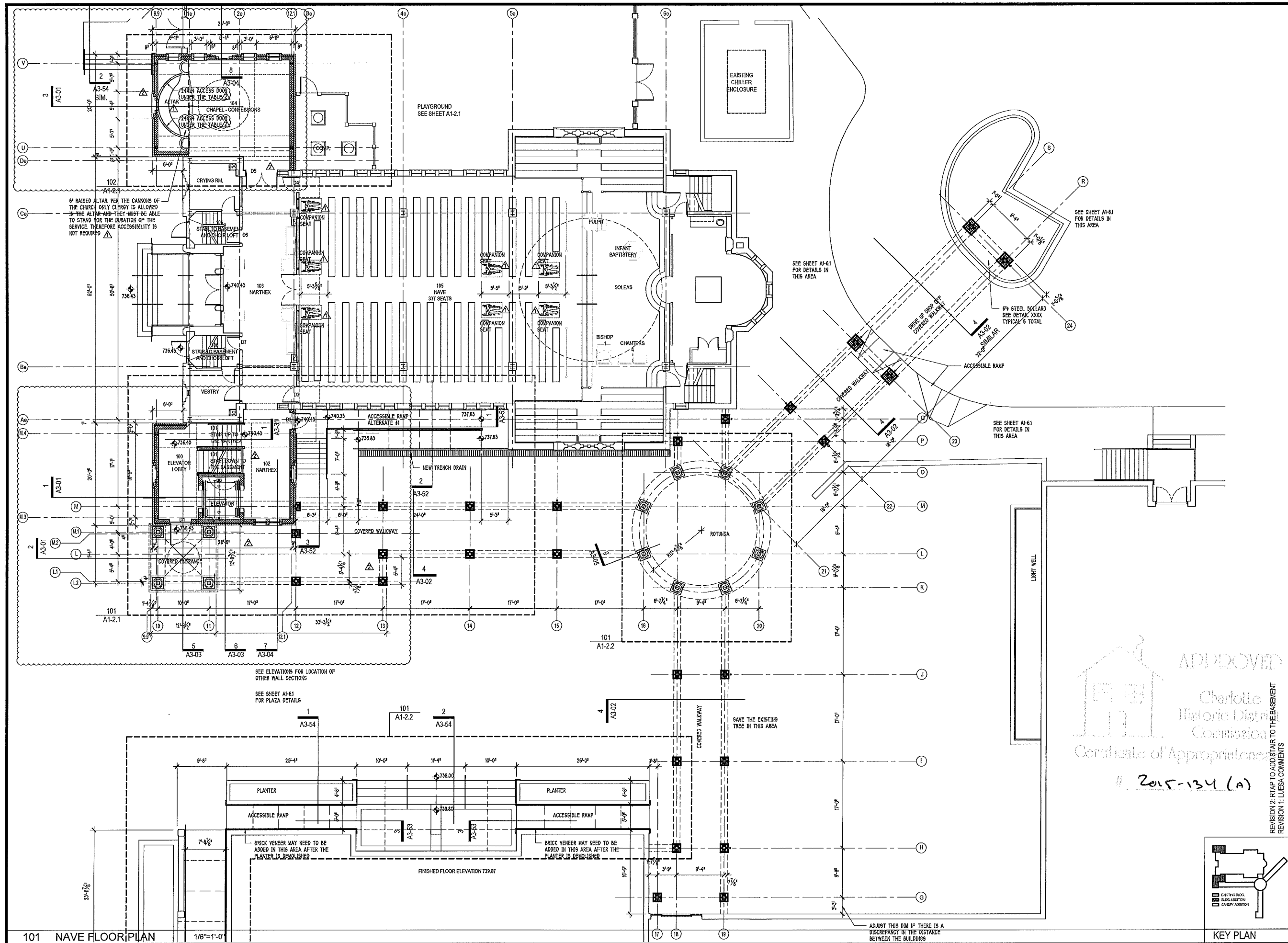
Revisions
No. Date
No. Date
No. Date
No. Date
No. Date

Project Number
2114

Building

Sheet Of

A0-7.1



- PRELIMINARY NOT FOR CONSTRUCTION
- ISSUED FOR BIDDING
- ISSUED FOR PERMIT
- ISSUED FOR CONSTRUCTION

Drawing Status

1 ON 1

ONE on ONE
DESIGN, Ltd.
"a division of one"
2719 LILLY MILL RD.
CHARLOTTE, NC 28210
phone: 704 643-8697
fax: 704 643-8621
email:
cnvretos@gmail.com

CONSTANTINE H. VRETOS
REGISTERED ARCHITECT
Charlotte, N.C.
February 12, 2016

HOLY TRINITY
GREEK
ORTHODOX
CATHEDRAL
OF
CHARLOTTE, NC

600 EAST BLVD.
CHARLOTTE, NC 28203

RENOVATIONS
TO IMPROVE
ACCESSIBILITY
TO THE
CATHEDRAL

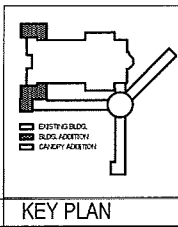
NAVE
FLOOR PLAN

APPROVED
Charlotte
Historic District
Commission
Certificate of Appropriateness
2015-134 (A)

REVISION 2: RTAP TO ADD STAIR TO THE BASEMENT
REVISION 1: LUESA COMMENTS

Drawn By
CNV
Issue Date: October 26, 2015
Drawing File Name
2114_A1-1.1_Floor Plan.dwg
Revisions
No. 1 Date 11-25-15
No. 2 Date 2-12-16
No. Date
No. Date

Project Number
2114
Building
Sheet Of
A1-1.1



APPROVED
Charlotte
Historic District
Commission
Certificate of Appropriateness
2015-134 (A)

- ☐ PRELIMINARY NOT FOR CONSTRUCTION
☐ ISSUED FOR BIDDING
☒ ISSUED FOR PERMIT
☒ ISSUED FOR CONSTRUCTION

1 ON 1
ONE on ONE
DESIGN, Ltd.
"a division of one"
2719 LILLY MILL RD.
CHARLOTTE, NC 28210
phone: 704 643-8697
fax: 704 643-8621
email: cnvretos@gmail.com

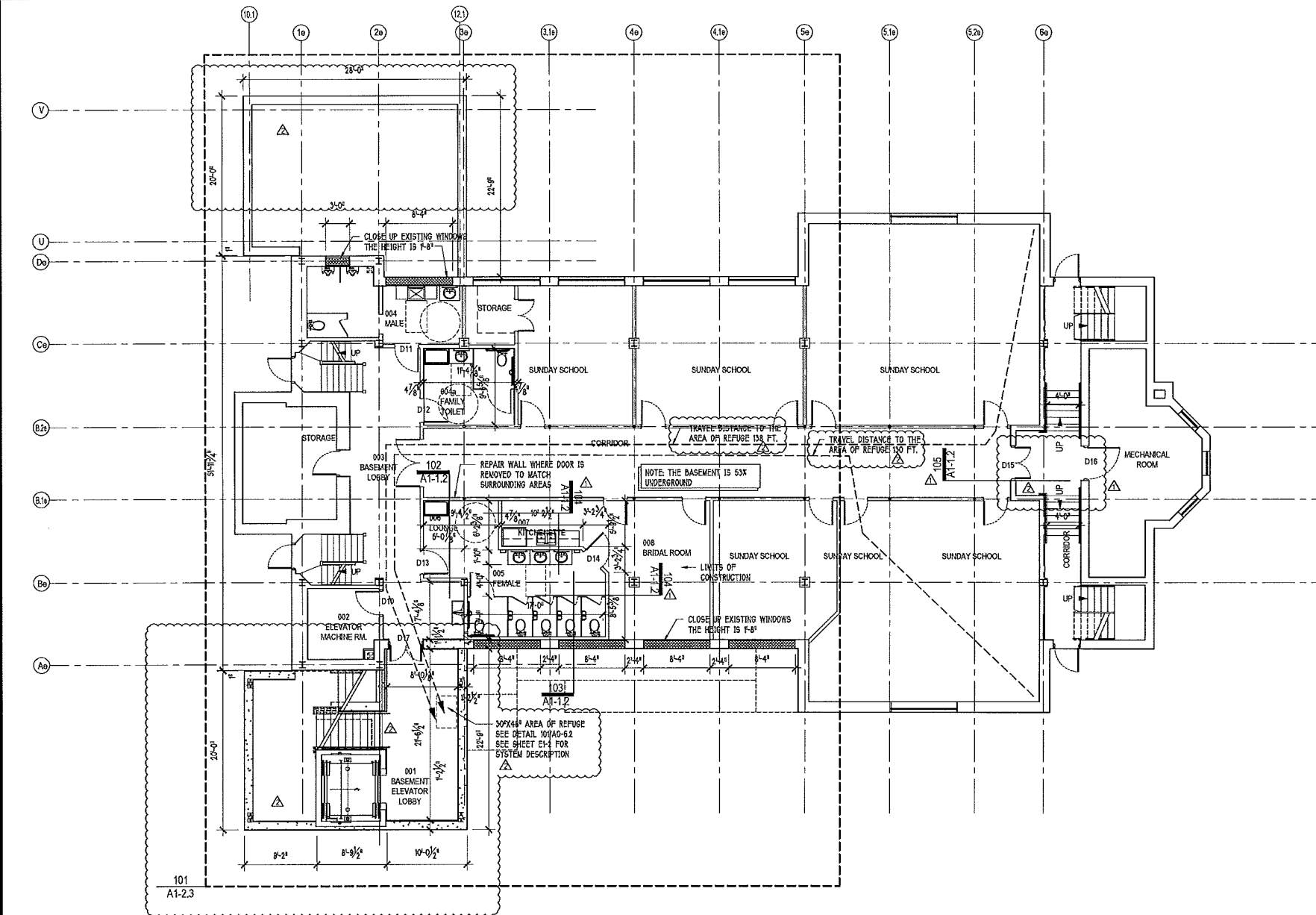
CONSTANTINE H. VON...
February 12, 2016

HOLY TRINITY
GREEK
ORTHODOX
CATHEDRAL
OF
CHARLOTTE, NC
600 EAST BLVD.
CHARLOTTE, NC 28203

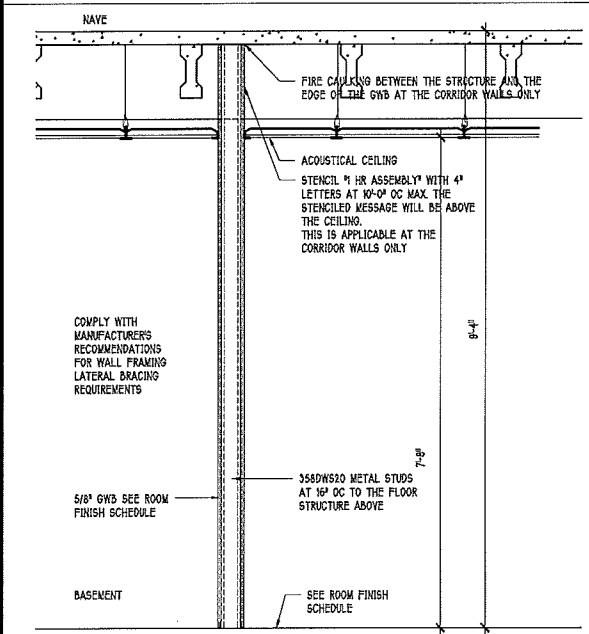
RENOVATIONS
TO IMPROVE
ACCESSIBILITY
TO THE
CATHEDRAL

BASEMENT
FLOOR PLAN,
DETAILS

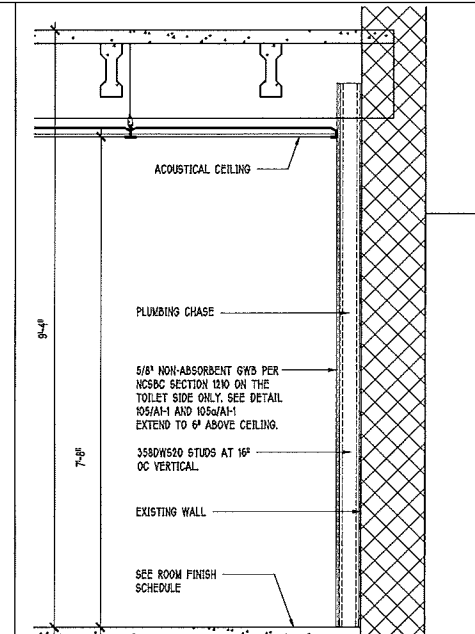
Drawn By
CNV
Issue Date: October 26, 2015
Drawing File Name
1412 A1-12 Basement Floor Plan.dwg
Revisions
No. 1 Date 11-25-15
No. 2 Date 2-12-16
Project Number
2114
Building
Sheet Of
A1-1.2



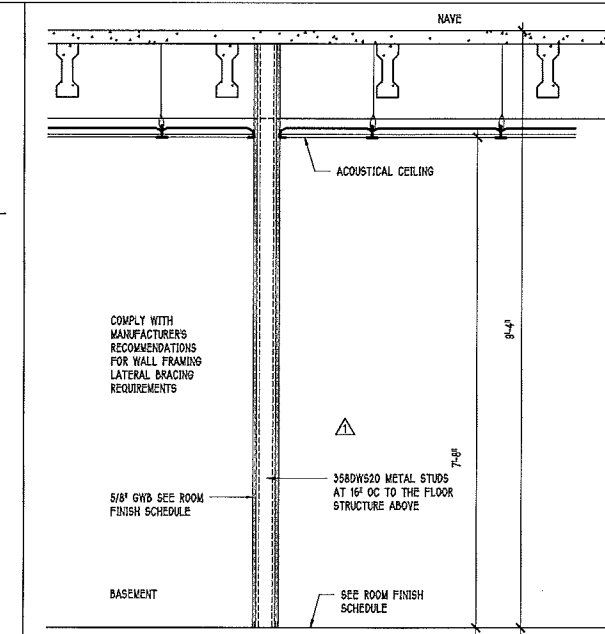
101 BASEMENT FLOOR PLAN 1/8"=1'-0"



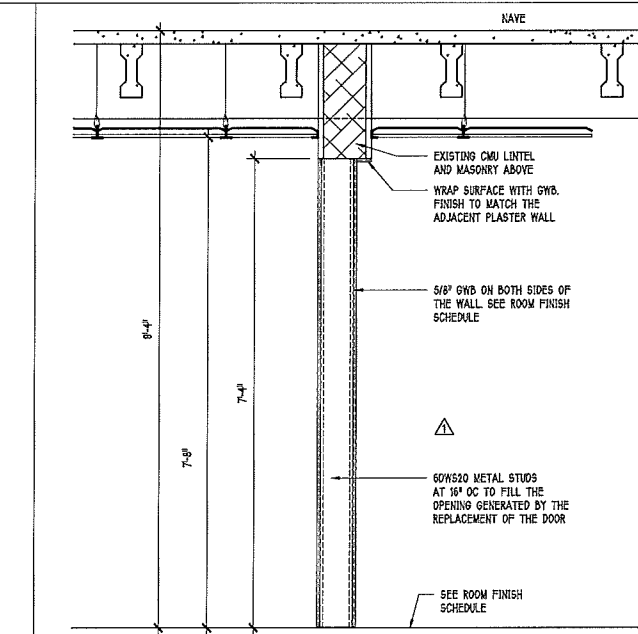
102 TYP. CORRIDOR- PARTITION WALL 3/4"=1'-0"



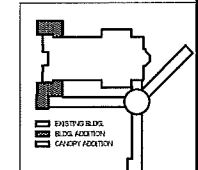
103 WALL AT PLUMBING CHASE 3/4"=1'-0"



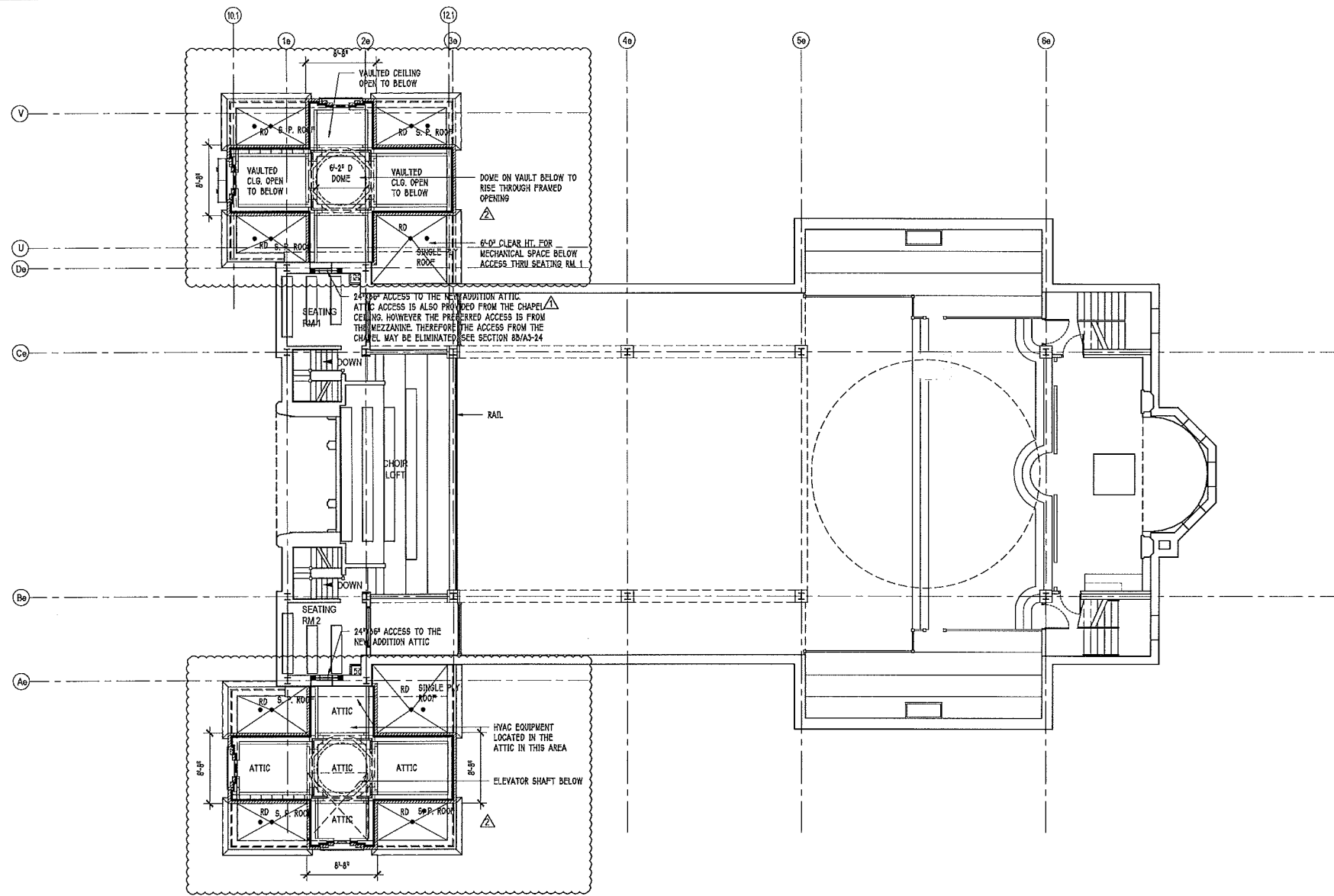
104 NEW INTERIOR WALL CONSTRUCTION 3/4"=1'-0"



105 FILLER WALL AT DOOR D15 3/4"=1'-0"



KEY PLAN



101 MEZZANINE FLOOR PLAN 1/8"=1'-0"

APPROVED
Charlotte
Historic District
Commission
Certificate of Appropriateness
2015-134(A)

- ☐ PRELIMINARY NOT FOR CONSTRUCTION
- ☐ ISSUED FOR BIDDING
- ☒ ISSUED FOR PERMIT
- ☒ ISSUED FOR CONSTRUCTION

1 ON 1
ONE on ONE
DESIGN, Ltd.
"a division of one"
2719 LILLY MILL RD.
CHARLOTTE, NC 28210
phone: 704 643-8697
fax: 704 643-8621
email: cnvretlos@gmail.com

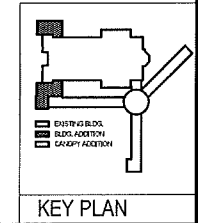
CONSTANTINE N. VRETLOS
REGISTERED ARCHITECT
Charlotte, N.C.
February 12, 2016

HOLY TRINITY
GREEK
ORTHODOX
CATHEDRAL
OF
CHARLOTTE, NC
600 EAST BLVD.
CHARLOTTE, NC 28203

RENOVATIONS
TO IMPROVE
ACCESSIBILITY
TO THE
CATHEDRAL

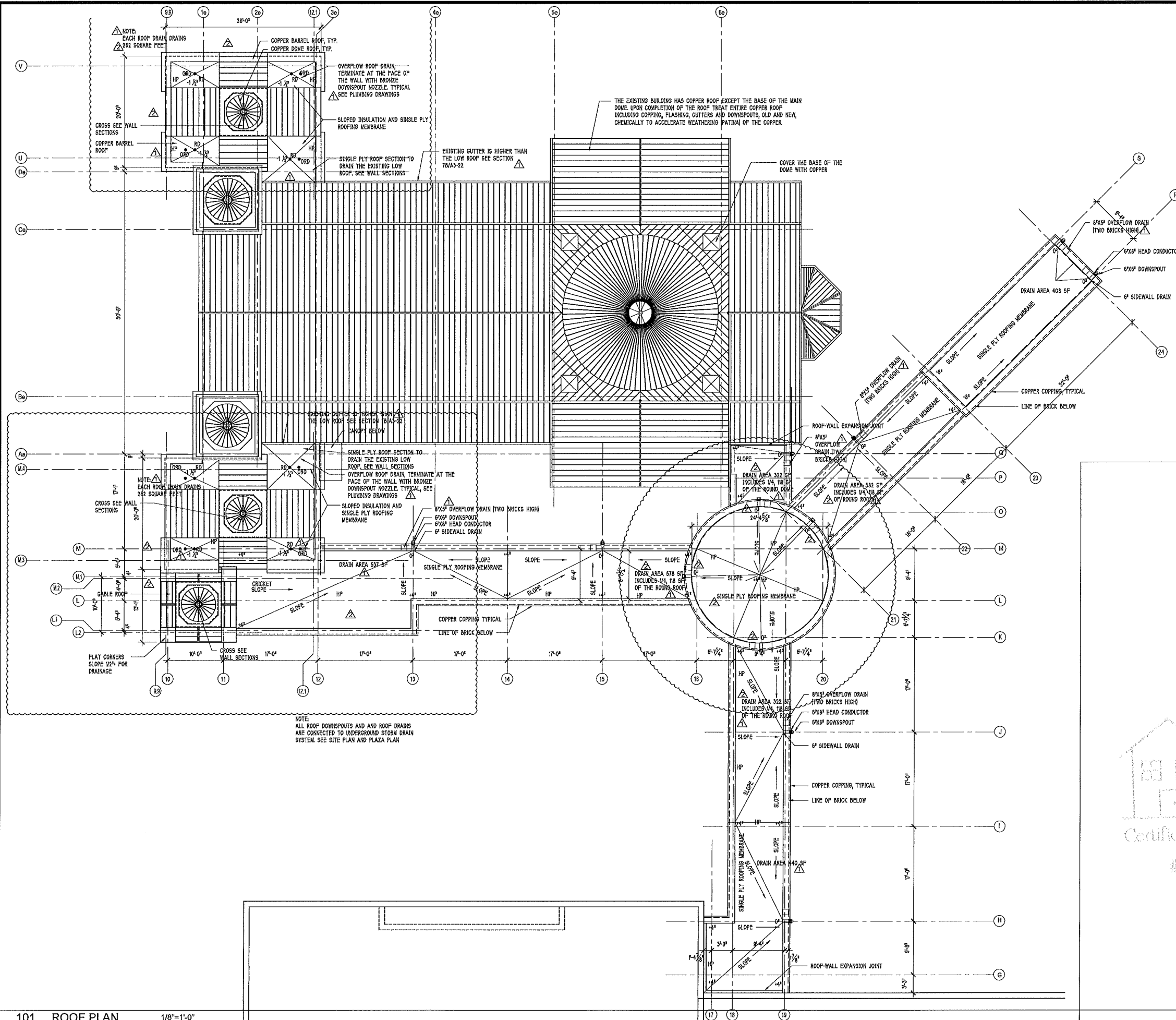
MEZZANINE
PLAN,
DETAILS

REVISION 2: RTAP TO ADD STAIR TO THE BASEMENT
REVISION 1: LUESA COMMENTS



Drawn By
CNV
Issue Date: October 26, 2015
Drawing File Name
1412_A1-1.3_Mezz Plan.dwg
Revisions
No. 1 Date 11-25-15
No. 2 Date 2-12-16
No. Date
No. Date
No. Date

Project Number
2114
Building
Sheet Of
A1-1.3



101 ROOF PLAN 1/8"=1'-0"

- ☐ PRELIMINARY NOT FOR CONSTRUCTION
- ☐ ISSUED FOR BIDDING
- ☒ ISSUED FOR PERMIT
- ☒ ISSUED FOR CONSTRUCTION

1 ON 1
ONE on ONE
DESIGN, Ltd.
"a division of one"
2719 LILLY MILL RD.
CHARLOTTE, NC 28210
phone: 704 643-8897
fax: 704 643-8621
email: onvretos@gmail.com

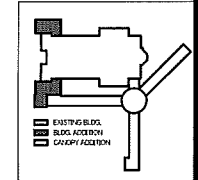
CONSTANTINE N. VRETOS
REGISTERED ARCHITECT
Charlotte, N.C.
February 12, 2016

**HOLY TRINITY
GREEK
ORTHODOX
CATHEDRAL
OF
CHARLOTTE, NC**
600 EAST BLVD.
CHARLOTTE, NC 28203

**RENOVATIONS
TO IMPROVE
ACCESSIBILITY
TO THE
CATHEDRAL**

ROOF PLAN

APPROVED
Charlotte
Historic District
Commission
Certificate of Appropriateness
2015-134(A)



KEY PLAN

Drawn By
CNV

Issue Date: October 26, 2015

Drawing File Name
2114_A1-4.1_Roof Plan.dwg

Revisions	No.	Date	Description
1	11-25-15		
2	2-12-16		

Project Number
2114

Building


Sheet Of
A1-4.1



- ☐ PRELIMINARY NOT FOR CONSTRUCTION
- ☐ ISSUED FOR BIDDING
- ☒ ISSUED FOR PERMIT
- ☒ ISSUED FOR CONSTRUCTION

Drawing Status

1 ON 1
ONE on ONE
DESIGN, Ltd.
"a division of one"
2719 LILLY MILL RD.
CHARLOTTE, NC 28210
phone: 704 643-8697
fax: 704 643-8621
email: cwrwelles@gmail.com



**HOLY TRINITY
GREEK
ORTHODOX
CATHEDRAL
OF
CHARLOTTE, NC**

600 EAST BLVD.
CHARLOTTE, NC 28203

Owner

**RENOVATIONS
TO IMPROVE
ACCESSIBILITY
TO THE
CATHEDRAL**

Project

**NAVE
AND
CANOPIES
REFLECTED
CEILING PLAN**

Sheet Title

Drawn By
CNV

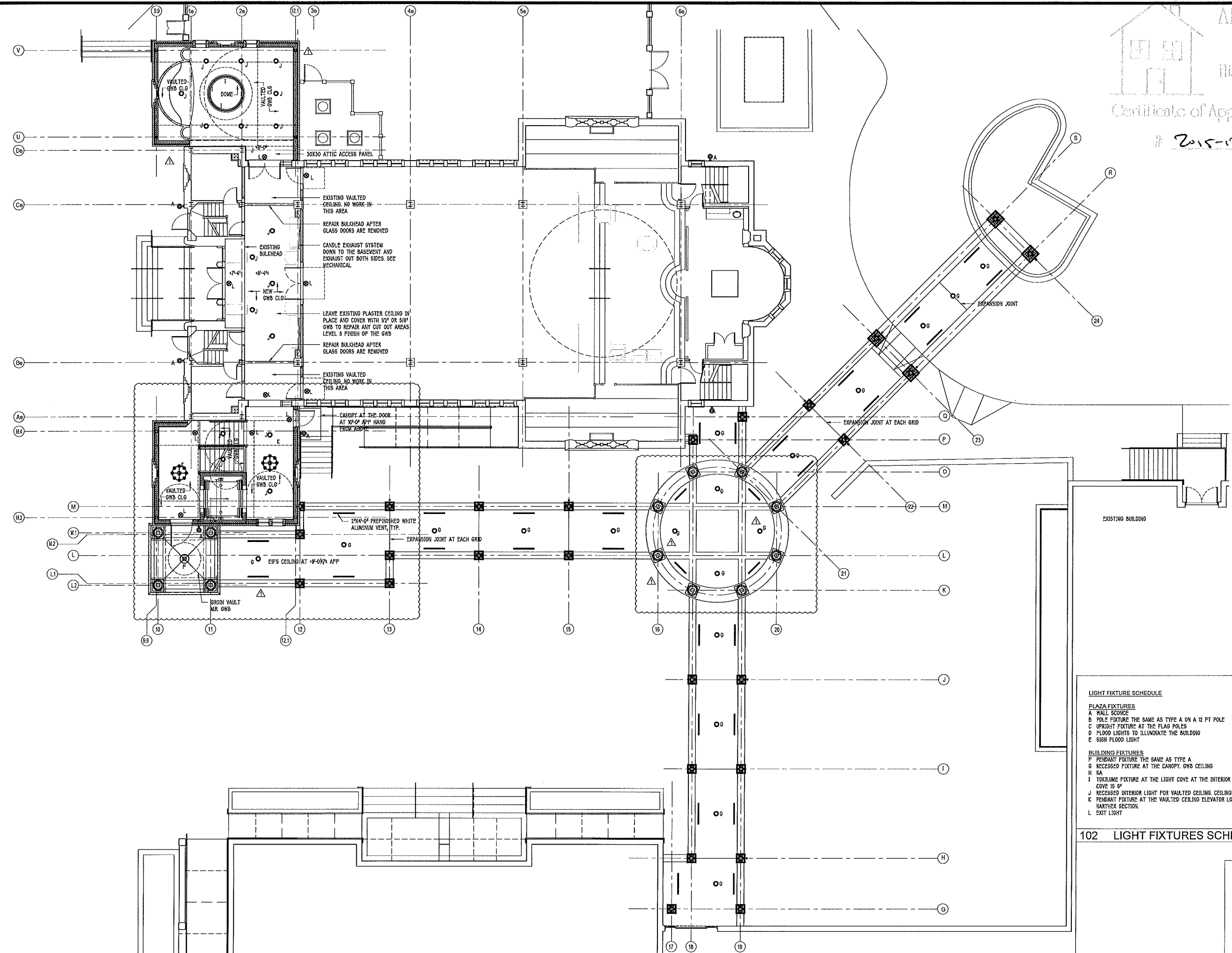
Issue Date: October 26, 2015
Drawing File Name
2114_A1-5.1_Refld Clg Plan.dwg

Revisions
No. 1 Date 2-12-16
No. Date
No. Date
No. Date

Project Number
2114

Building

Sheet Of
A1-5.1

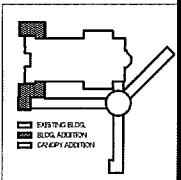


101 REFLECTED CEILING PLAN 1/8"=1'-0"

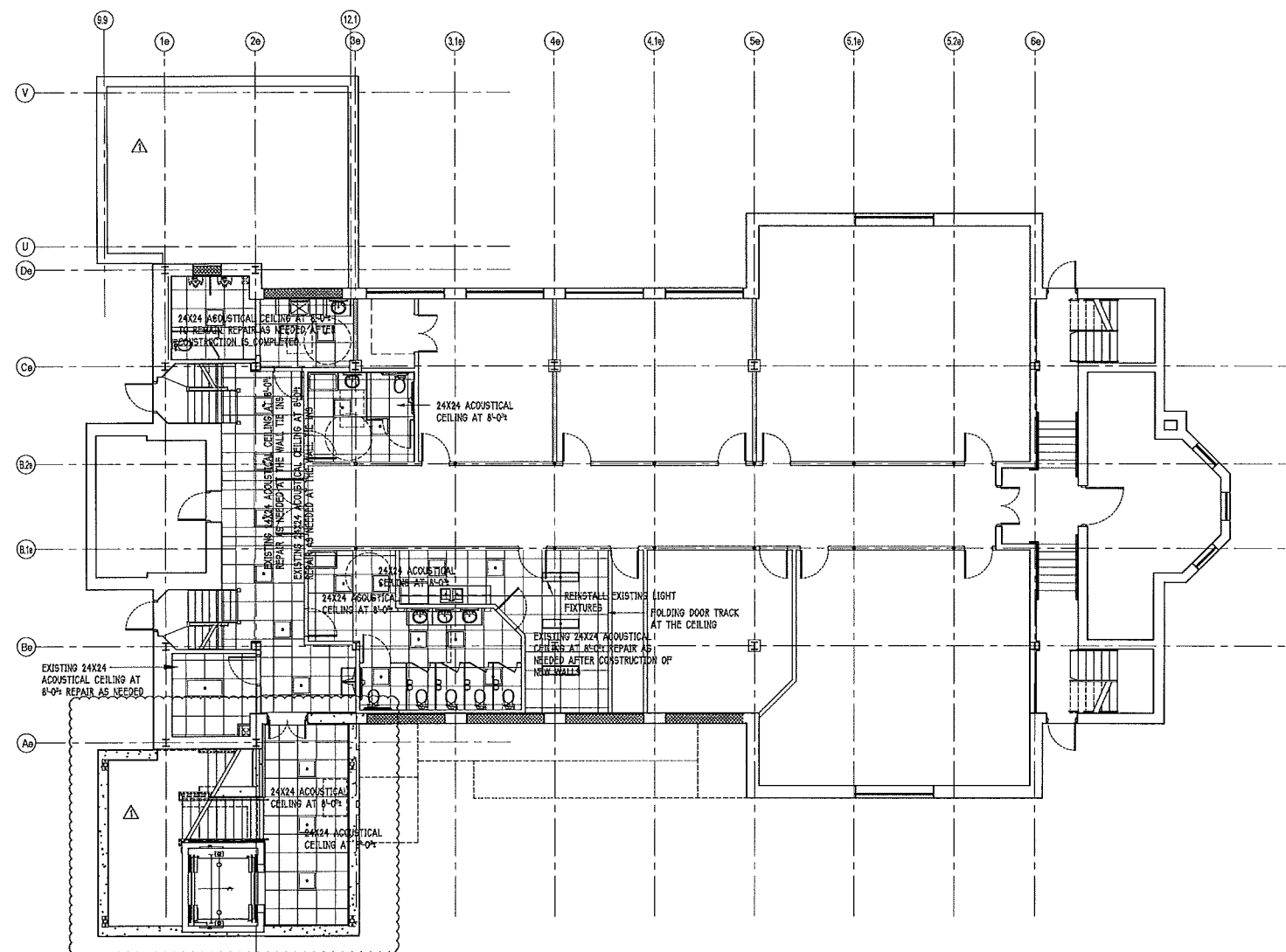
LIGHT FIXTURE SCHEDULE

PLAZA FIXTURES	
A	WALL SCONCE
B	POLE FIXTURE THE SAME AS TYPE A ON A 12 FT POLE
C	UPRIGHT FIXTURE AT THE FLAG POLES
D	FLOOD LIGHTS TO ILLUMINATE THE BUILDING
E	SIGN FLOOD LIGHT
BUILDING FIXTURES	
F	PENDANT FIXTURE THE SAME AS TYPE A
G	RECESSED FIXTURE AT THE CANOPY, GWS CEILING
H	NA
I	TOKILUME FIXTURE AT THE LIGHT COVE AT THE INTERIOR DOME. THE COVE IS 6"
J	RECESSED INTERIOR LIGHT FOR VAULTED CEILING. CEILING IS GWS.
K	PENDANT FIXTURE AT THE VAULTED CEILING ELEVATOR LOBBY AND NE NARTHEX SECTION.
L	EXIT LIGHT

102 LIGHT FIXTURES SCHEDULE



KEY PLAN



SYMBOLS LEGEND	
	24 x 48 LAY-IN FLUORESCENT FIXTURE
	24 x 24 LAY-IN FLUORESCENT FIXTURE
	24 x 48 SURFACE MOUNTED FLUORESCENT FIXTURE
	24 x 24 SURFACE MOUNTED FLUORESCENT FIXTURE
	12 x 48 SURFACE MOUNTED FLUORESCENT FIXTURE
	12 x 96 SURFACE MOUNTED STRIP FLUORESCENT FIXTURE
	6 x 48 SURFACE MOUNTED STRIP FLUORESCENT FIXTURE
	6 x 96 SURFACE MOUNTED STRIP FLUORESCENT FIXTURE
	SURFACE MOUNTED CANOPY LIGHT FIXTURE
	LIGHT FIXTURE UNDER CANVAS AWNING
	WALL SCONCE LIGHT FIXTURE
	WALL PACK FIXTURE
	EXIT LIGHTS, EXISTING -RELOCATED
	EMERGENCY LIGHTS-EXISTING
	HVAC SUPPLY DIFFUSER
	HVAC RETURN AIR GRILLE SEE MECH. DWGS.
	EXISTING EXTERIOR LIGHTING (VERIFY IN FIELD)
	EXHAUST FAN
	J-BOX WITH COVER PLATE FOR SIGNAGE (SIGNAGE N.I.C.)
	RECESSED CAN FIXTURE (SEE ELECTRICAL DOCUMENTS)
	INTERIOR EMERGENCY LIGHTING TIE TO INTERIOR EMERGENCY LIGHTING
	SPRINKLER HEAD UP
	SPRINKLER HEAD DOWN
	24X24 CEILING GRID
	24X48 CEILING GRID



- ☐ PRELIMINARY NOT FOR CONSTRUCTION
- ☐ ISSUED FOR BIDDING
- ☒ ISSUED FOR PERMIT
- ☒ ISSUED FOR CONSTRUCTION

1 ON 1
ONE on ONE
DESIGN, Ltd.
"a division of one"
2719 LILLY MILL RD.
CHARLOTTE, NC 28210
phone: 704 643-8697
fax: 704 643-8621
email:
cnvrettos@gmail.com



HOLY TRINITY
GREEK
ORTHODOX
CATHEDRAL
OF
CHARLOTTE, NC

600 EAST BLVD.
CHARLOTTE, NC 28203

RENOVATIONS TO IMPROVE ACCESSIBILITY TO THE CATHEDRAL

BASEMENT REFLECTED CEILING PLAN, DETAILS

Drawn By
CNV

Issue Date: October 26, 2015

Drawing File Name
2114_A1-5.2_Ref1 Clg Plan.dwg

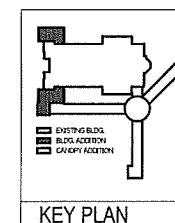
Revisions

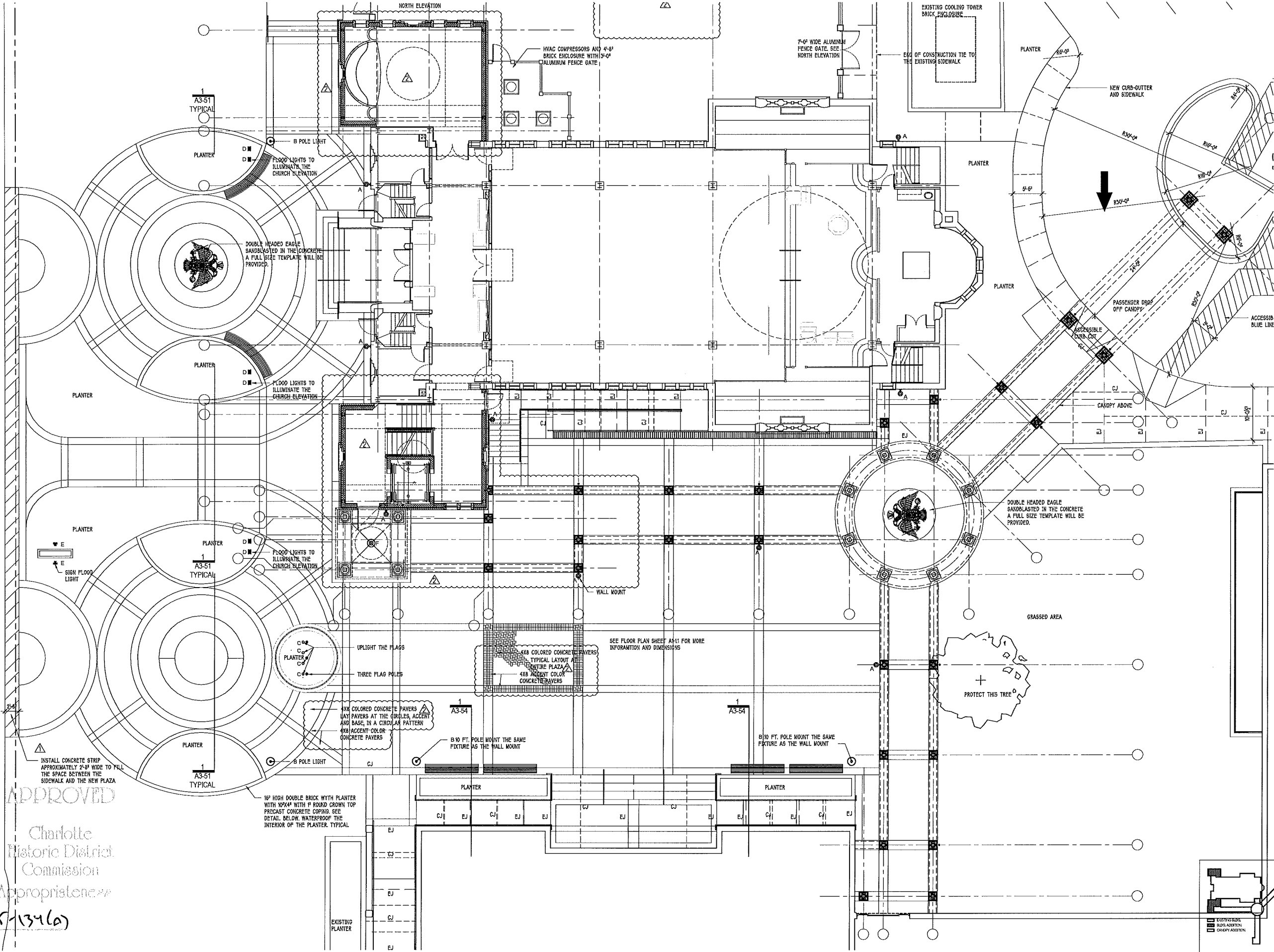

No	1	Date	2-12-16
No		Date	
No		Date	
No		Date	
No		Date	

Project Number
2114

Building

Sheet Of
A1-5.2





KEY PLAN

- ☐ PRELIMINARY NOT FOR CONSTRUCTION
- ☐ ISSUED FOR BIDDING
- ☒ ISSUED FOR PERMIT
- ☒ ISSUED FOR CONSTRUCTION

Drawing Status

1 ON 1
ONE on ONE DESIGN, Ltd.
"a division of one"
2719 LILLY MILL RD.
CHARLOTTE, NC 28210
phone: 704 643-8687
fax: 704 643-8621
email: cnciviltos@gmail.com

CONSTANTINE N. VON
REGISTERED ARCHITECT
SUSANNE
REGISTERED ARCHITECT
ARCHITECTS
CHARLOTTE, N.C.
February 12, 2016

HOLY TRINITY GREEK ORTHODOX CATHEDRAL OF CHARLOTTE, NC
600 EAST BLVD.
CHARLOTTE, NC 28203

Owner

RENOVATIONS TO IMPROVE ACCESSIBILITY TO THE CATHEDRAL

Project

PLAZA LIGHTING PLAN

Sheet Title

Drawn By
CNV
Issue Date: October 26, 2015
Drawing File Name
1412_A1-5.3_Plaza Lighting Plan.dwg
Revisions
No. 1 Date 2-12-16
No. Date
No. Date
No. Date
No. Date

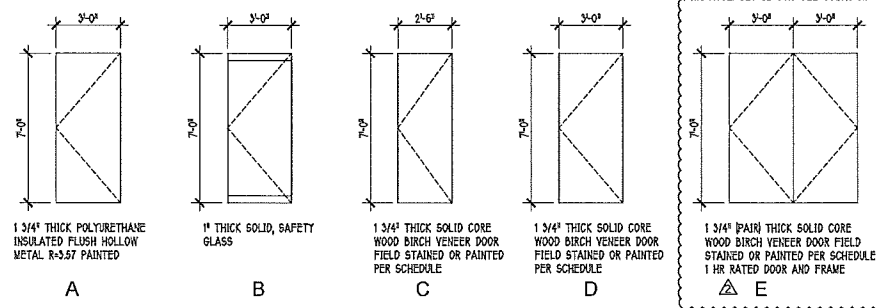
Project Number
2114
Building

Sheet Of
A1-5.3

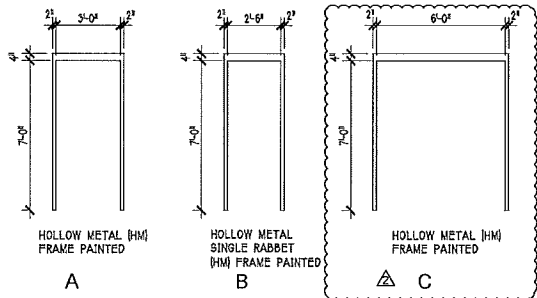
REVISION 1: RTAP TO ADD START TO THE BASEMENT

DOOR SCHEDULE										
NO.	SIZE	DOOR	MATERIAL	LABEL	FINISH	TYPE	MATERIAL	LABEL	FINISH	HEAD
D1	3'-0"x7'-0"	A	FHM		PAINTED	A	HM		PAINTED	1
D2	3'-0"x7'-0"	A	FHM		PAINTED	A	HM		PAINTED	1
D3	3'-0"x6'-8"	B	GLASS		CLEAR	FRAMELESS				2
D4	3'-0"x6'-8"	B	GLASS		CLEAR	FRAMELESS				2
D5	3'-0"x6'-8"	B	GLASS		CLEAR	FRAMELESS				2
D6	2'-6"x7'-0" OR 3'-0" VERIFY THE WIDTH WITH THE STAIR LANDING	C	FLUSH SC WOOD BIRCH VENEER		STAINED	B	HM		PAINTED	3
D7	2'-6"x7'-0" OR 3'-0" VERIFY THE WIDTH WITH THE STAIR LANDING	C	FLUSH SC WOOD BIRCH VENEER		STAINED	B	HM		PAINTED	3
D10	3'-0"x7'-0"	D	FLUSH SC WOOD BIRCH VENEER	50 MIN (B)	PAINTED	A	HM		PAINTED	4
D11	2'-8"x7'-0" EXISTING									
D12	3'-0"x7'-0"	D	FLUSH SC WOOD BIRCH VENEER		PAINTED	A	HM		PAINTED	5
D13	3'-0"x7'-0"	D	FLUSH SC WOOD BIRCH VENEER	45 MIN (C)	PAINTED	A	HM		PAINTED	6
D14	3'-0"x7'-0"	D	FLUSH SC WOOD BIRCH VENEER		PAINTED	A	HM		PAINTED	7
D15	EXISTING NO CHANGES									
D16	EXISTING NO CHANGES									
D17	PAIR 3'-0"x7'-0"	E	FLUSH SC WOOD BIRCH VENEER	45 MIN (C)		C	HM		PAINTED	10

1. ALL DOORS ARE KEYED ALIKE AND MASTERKEYED



DOOR TYPES



FRAME TYPES

HARDWARE SET MODEL / FINISH MANUFACTURER

SET #1 DOORS D1, D2
3 HINGES 4-1/2"x4-1/2" BB NRP US10B HA
1 DOOR CLOSER 5300 SERIES US10B HA
1 EXIT DEVICE 33A/35A SERIES US10B HA
2 ACCESSIBLE PUSH BUTTONS AND RELATED ACCESSORIES FOR AUTOMATIC DOOR OPENING
1 PULL 8264 US10B IYES
1 THRESHOLD 4125 US10B HA
1 DOOR BOTTOM 7705 US10B IYES
1 SET WEATHERSTRIPPING 726 HA

SET #2 DOOR D3, D4, D5
REUSE EXISTING DOOR AND HARDWARE
1 SET OF TOP AND BOTTOM PIVOTS
1 EXISTING PULL
1 EXISTING RECESSED FLOOR MOUNTED CLOSER
1 DOOR WALL BUMPER (NEW) W5406CVX US26D IYES

SET #3 DOORS D6, D7
3 HINGES 4-1/2"x4-1/2" BB US10B HA
1 DOOR CLOSER 5300 SERIES US10B HA
1 PUSH PLATE 8300 US10B IYES
1 PULL PLATE 8300 US10B IYES
1 DOOR WALL BUMPER W5406CVX US26D IYES
3 DOOR SILENCERS 307D GRAY HA

SET #4 DOOR D10
3 HINGES 4-1/2"x4-1/2" BB US10B HA
1 DOOR CLOSER 5300 SERIES US10B UL RATED HA
1 LOCK SET AL50PD US10B SCH
1 THRESHOLD 4125 US10B HA
1 SET WEATHERSTRIP 726 HA

SET #5 DOOR D12
3 HINGES 4-1/2"x4-1/2" BB US10B HA
1 DOOR CLOSER 5300 SERIES US10B HA
1 PRIVACY SET D405 RHODES US10B SCH
2 ACCESSIBLE PUSH BUTTONS AND RELATED ACCESSORIES FOR AUTOMATIC DOOR OPENING
1 SIGN MEN ACCESSIBLE 36BU BRAILLE H

SET #6 DOOR D13
3 HINGES 4-1/2"x4-1/2" BB US10B HA
1 DOOR CLOSER 5300 SERIES US10B HA
1 PULL PLATE 8300 US10B IYES
1 PUSH PLATE 8200 US10B IYES
1 PASSAGE SET N012D RHODES US10B SCH
2 ACCESSIBLE PUSH BUTTONS AND RELATED ACCESSORIES FOR AUTOMATIC DOOR OPENING
1 SIGN WOMEN ACCESSIBLE 36BU BRAILLE HA

SET #7 DOOR D14
3 HINGES 4-1/2"x4-1/2" BB US10B HA
1 DOOR CLOSER 5300 SERIES US10B HA
1 PUSH PLATE 8200 US10B IYES
1 PULL PLATE 8300 US10B IYES
3 SILENCERS 307D GRAY HA
1 SIGN WOMEN ACCESSIBLE 36BU BRAILLE HA

SET #8 DOOR D15 STAYS AS IS
NA

SET #9 DOOR D16 STAYS AS IS
NA

SET #10 DOOR D17
6 HINGES 4-1/2"x4-1/2" BB US10B HA
2 DOOR CLOSERS 5300 SERIES US10B UL LISTED HA
2 EXIT DEVICES 33A/35A SERIES US10B VD
1 DOOR COORDINATOR COR SERIES UL LISTED IYES
2 SMOKE DETECTORS TO AUTOMATICALLY CLOSE DOORS. COMPLY WITH NCBC 715.4.8.2 AND 715.4.8.3 PROVIDE SHOP DRAWINGS FOR FINAL APPROVAL

MANUFACTURERS:
HA HAGAR
SCH SCHLAGE
IYES IYES
VD VON DUPRIN

SCALE: 1/4"=1'-0"

☐ PRELIMINARY NOT FOR CONSTRUCTION

☐ ISSUED FOR BIDDING

☒ ISSUED FOR PERMIT

☒ ISSUED FOR CONSTRUCTION

1 ON 1
ONE on ONE
DESIGN, Ltd.
"a division of one"
2719 LILLY MILL RD.
CHARLOTTE, NC 28210
phone: 704 643-8697
fax: 704 643-8621
email: ctwrattos@gmail.com

CONSTANTINE N. VERTS
REGISTERED ARCHITECT
Charlotte, N.C.
February 12, 2016

HOLY TRINITY
GREEK
ORTHODOX
CATHEDRAL
OF
CHARLOTTE, NC

600 EAST BLVD.
CHARLOTTE, NC 28203

RENOVATIONS
TO IMPROVE
ACCESSIBILITY
TO THE
CATHEDRAL

DOOR
SCHEDULE
AND DETAILS

Drawn By
CNV

Issue Date: October 26, 2015

Drawing File Name
1412_A1-6.1_Door Sch.dwg

Revisions
No. 1 Date 11-25-15
No. 1 Date 2-12-16
No. Date
No. Date

Project Number

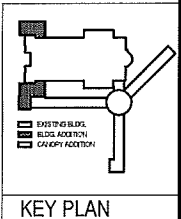
2114

Building

Sheet Of

A1-6.1

APPROVED
Charlotte
Historic District
Commission
Certificate of Appropriateness
2015-134 (a)



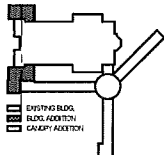
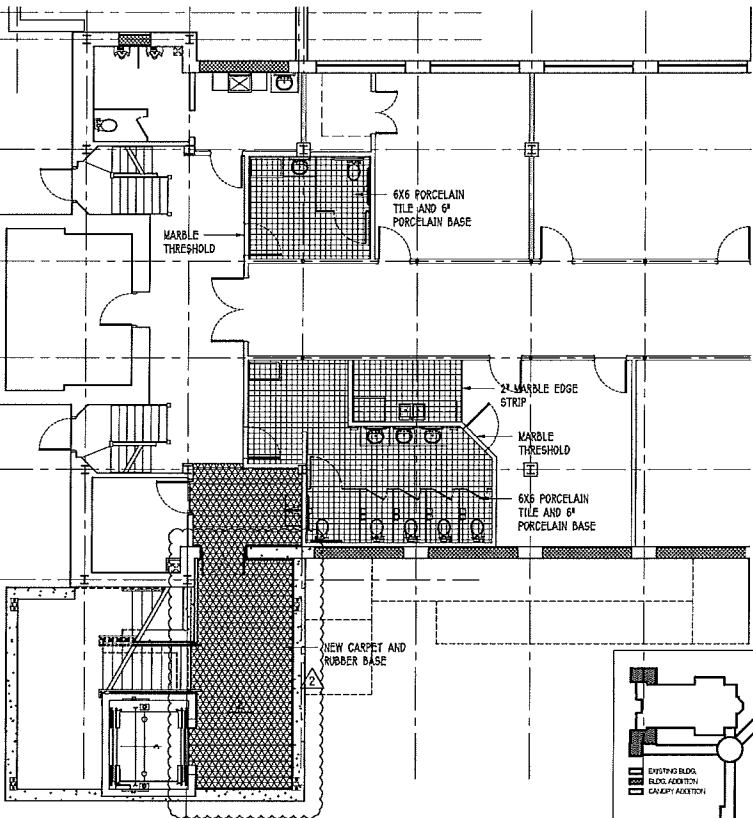
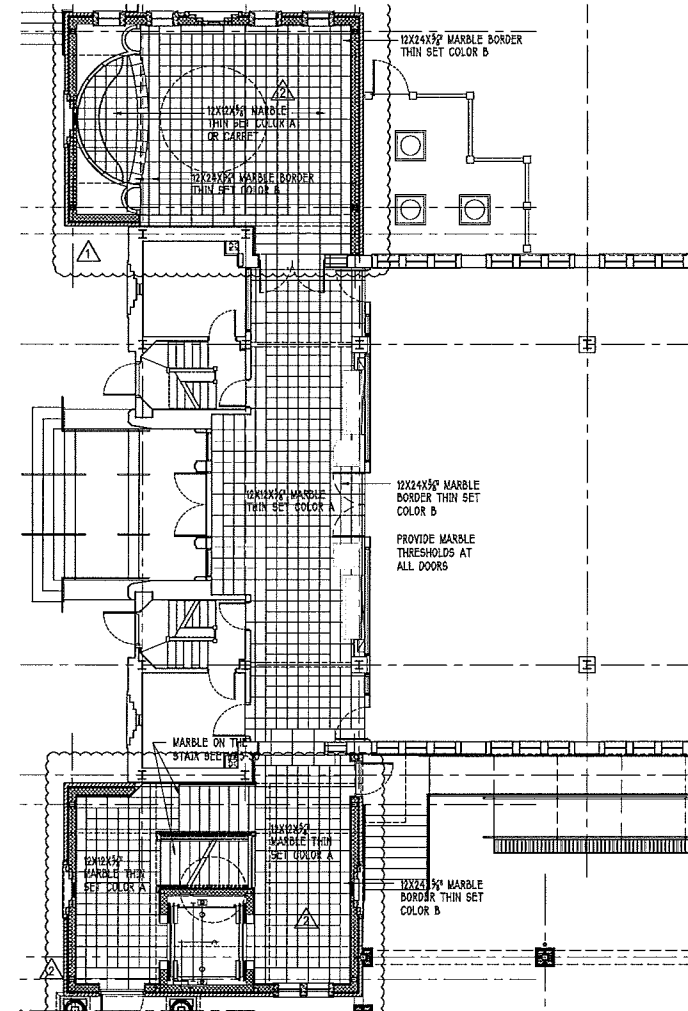
KEY PLAN

ROOM FINISH SCHEDULE															
NUMBER	ROOM NAME	FLOOR	BASE	NORTH WALL	WALL	SOUTH WALL	WALL	EAST WALL	WALL	WEST WALL	WALL	CEILING	FINISH	HEIGHT	REMARKS
100	ELEVATOR LOBBY	MARBLE	12"x6" MARBLE	48" MARBLE	PAINTED GWB	48" MARBLE	PAINTED GWB	48" MARBLE	PAINTED GWB	48" MARBLE	PAINTED GWB	VAULTED GWB	PAINTED	VARIES	SEE DRAWINGS
101	STAIR TO NARTHEX	MARBLE	12"x6" MARBLE	48" MARBLE		48" MARBLE		48" MARBLE	PAINTED GWB	48" MARBLE	PAINTED GWB	GWB	PAINTED	VARIES	SEE DRAWINGS
102	NARTHEX (NEW)	MARBLE	12"x6" MARBLE	48" MARBLE	PAINTED GWB	48" MARBLE	PAINTED GWB	48" MARBLE	PAINTED GWB	48" MARBLE	PAINTED GWB	GWB	PAINTED	VARIES	SEE DRAWINGS VAULTED CEILING
103	NARTHEX (EXISTING)	MARBLE	12"x6" MARBLE	48" MARBLE	PAINTED GWB	48" MARBLE	PAINTED GWB	48" MARBLE	PAINTED GWB	48" MARBLE	PAINTED GWB	EXISTING	PAINTED	8'-0"	SEE DRAWINGS
104	CHAPEL - CONFESSIONS	MARBLE	12"x6" MARBLE	48" MARBLE	PAINTED GWB	48" MARBLE	PAINTED GWB	48" MARBLE	PAINTED GWB	48" MARBLE	PAINTED GWB	VAULTED GWB	PAINTED	VARIES	SEE DRAWINGS
															REPAINT WALLS AND REPAIR FLOOR INCLUDING FLOOR FINISHES AS NEEDED TO MATCH EXISTING WHERE THE DOORS ARE REPLACED
105	NAVE				PAINT WALL										
106	STAIR TO BASEMENT AND CHOIR LOFT, BOTH STAIRS				PAINT WALL										REPAINT ENTIRE STAIRWELL (BOTH)
001	BASEMENT ELEVATOR LOBBY	CARPET	RUBBER		PAINTED GWB		PAINTED GWB		PAINTED GWB		PAINTED GWB	ACOUSTICAL	FACTORY FINISH	8'-0"	SEE DRAWINGS
002	ELEVATOR MACHINE ROOM	SEALED CONCRETE	RUBBER		PAINTED CONCRETE		PAINTED MASONRY AND GWB		PAINTED MASONRY AND MARBLE BEHIND URINAL		PAINTED MASONRY AND GWB	NONE	PAINTED STRUCTURE	9'-0"	SEE DRAWINGS
003	BASEMENT LOBBY	CARPET	RUBBER		PAINTED GWB		PAINTED GWB		PAINTED GWB		PAINTED GWB	ACOUSTICAL	FACTORY FINISH	8'-0"	SEE DRAWINGS
004a	FAMILY TOILET	6"x6" PORCELAIN TILE	6" PORCELAIN TILE	48" MARBLE	PAINTED GWB	48" MARBLE	PAINTED GWB	48" MARBLE	PAINTED GWB	48" MARBLE	PAINTED GWB	ACOUSTICAL	FACTORY FINISH	8'-0"	SEE DRAWINGS
005	FEMALE TOILET	6"x6" PORCELAIN TILE	6" PORCELAIN TILE	48" MARBLE	PAINTED GWB	48" MARBLE	PAINTED GWB	48" MARBLE	PAINTED GWB	48" MARBLE	PAINTED PLASTER AND GWB	ACOUSTICAL	FACTORY FINISH	8'-0"	SEE DRAWINGS
006	LOUNGE	6"x6" PORCELAIN TILE	6" PORCELAIN TILE		PAINTED GWB		PAINTED GWB		PAINTED GWB		PAINTED GWB	ACOUSTICAL	FACTORY FINISH	8'-0"	SEE DRAWINGS
007	KITCHENETTE	6"x6" PORCELAIN TILE	6" PORCELAIN TILE		PAINTED GWB		PAINTED GWB		PAINTED GWB		PAINTED GWB	ACOUSTICAL	FACTORY FINISH	8'-0"	SEE DRAWINGS
008	BRIDAL ROOM	CARPET	RUBBER		PAINTED GWB		PAINTED GWB		PAINTED GWB		PAINTED PLASTER AND GWB	ACOUSTICAL	FACTORY FINISH	8'-0"	SEE DRAWINGS
009	SUNDAY SCHOOL	CARPET	RUBBER		PAINTED GWB		PAINTED GWB		PAINTED GWB		PAINTED PLASTER AND GWB	ACOUSTICAL	FACTORY FINISH	8'-0"	SEE DRAWINGS
010	SUNDAY SCHOOL	CARPET	RUBBER		PAINTED GWB		PAINTED GWB		PAINTED GWB		PAINTED PLASTER AND GWB	ACOUSTICAL	FACTORY FINISH	8'-0"	SEE DRAWINGS
011															
012															

NOTES:
ALL WALL AND CEILING FINISHES SHALL BE CLASS A PER NCBC SECTION 803
ALL FLOOR FINISHES AND FLOOR COVERING MATERIAL SHALL BE CLASS II OR LESS PER NCBC SECTION 804

NOTE: ALL NEW WALLS AND GWB CEILINGS GET PAINTED. BUDGET FOR THREE DIFFERENT COLORS

101 ROOM FINISH SCHEDULE NTS



- ☐ PRELIMINARY NOT FOR CONSTRUCTION
- ☐ ISSUED FOR BIDDING
- ☒ ISSUED FOR PERMIT
- ☒ ISSUED FOR CONSTRUCTION

ONE ON ONE DESIGN, Ltd.
"a division of one"
2719 LILLY MILL RD.
CHARLOTTE, NC 28210
phone: 704 643-8697
fax: 704 643-8621
email: onedesign@gmail.com

CONSTANTINE N. VEDRINSKY
REGISTERED ARCHITECT
Charlotte, N.C.
February 12, 2016

HOLY TRINITY GREEK ORTHODOX CATHEDRAL OF CHARLOTTE, NC

600 EAST BLVD.
CHARLOTTE, NC 28203

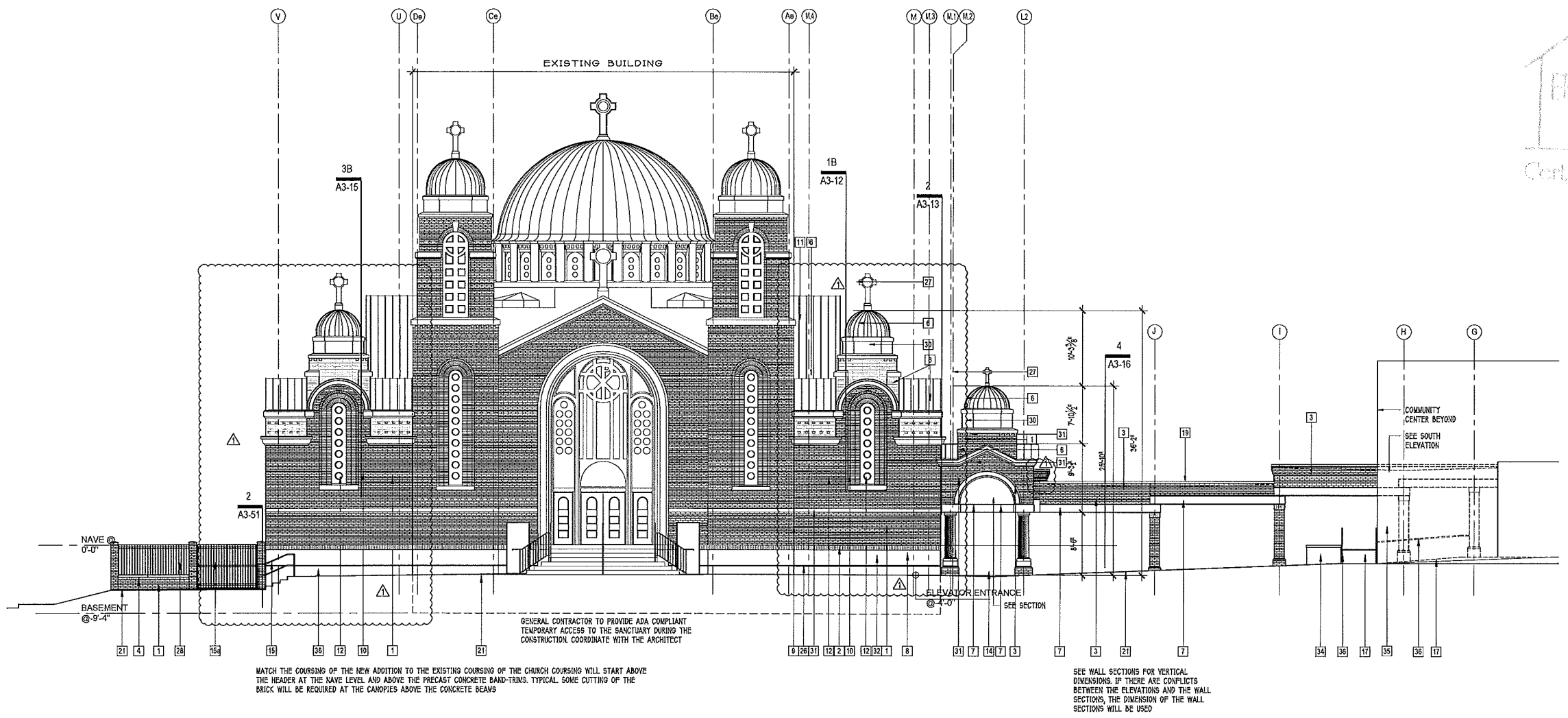
RENOVATIONS TO IMPROVE ACCESSIBILITY TO THE CATHEDRAL

ROOM FINISH SCHEDULE

Drawn By
CNV
Issue Date: October 26, 2015
Drawing File Name
1412_A1-6.2_Rm Fin Sch.dwg
Revisions
No. 1 Date 11-25-15
No. 2 Date 2-12-16

Project Number
2114
Building

Sheet Of
A1-6.2




201 NORTH ELEVATION 1/8"=1'-0"

EXTERIOR MATERIAL SCHEDULE			
1	STANDARD BRICK VENEER, FLEMISH BOND AT 5TH COURSE TO MATCH EXISTING BRICK COURSING	23	SCUPPER - LEADER HEAD AND DOWNSPOUT
2	STANDARD BRICK VENEER SOLDIER COURSE	24	LIGHT FIXTURE
3	STANDARD BRICK DENTIL SEE 1A3-16	25	STANDARD BRICK ROWLOCK
4	STANDARD BRICK VENEER ROWLOCK	26	1X1 PRECAST CONCRETE REVEAL
5	STANDARD BRICK VENEER DENTIL	27	COPPER CLAD PLYWOOD CROSS
6	COPPER ROOF	28	ALUMINUM FENCE BRICK PILASTER WITH PRECAST CONCRETE CAP
7	PRECAST CONCRETE BEAM SEE WALL SECTIONS FOR SIZE	29	APPROXIMATE FINISH GRADE BEYOND
8	DECORATIVE RFP COLUMN GELL COATED	30	PRECAST CONCRETE DOME BASE, ALTERNATE RFP GELCOATED
9	EXPANSION JOINT	31	PRECAST CONCRETE TRIM
10	NEW WINDOW	32	PRECAST CONCRETE PANEL
11	COPPER ROOF BEYOND	33	COLUMN BEYOND
12	BRICK CORBEL AROUND THE WINDOW	34	PLANTER
13	BRICK CANOPY COLUMN	35	EXISTING BUILDING (COMMUNITY CENTER)
14	COLUMN BASE SEE WALL SECTIONS	36	HANDRAIL ADA COMPLIANT
15	PLAYGROUND ALUMINUM FENCE SEE DETAIL 2/A3-50	37	ROOF LINE BEHIND PARAPET
15a	PLAYGROUND ALUMINUM GATE 8'-0"x6'-0"	38	NA
15b	PLAYGROUND ALUMINUM GATE 17'-0"x6'-0"	39	DOOR PUSH OPEN BUTTON AT 40" AFF
16	STAIR BEYOND	40	DOOR PULL CL AT 46" AFF
17	ACCESSIBLE RAMP	41	POURED IN PLACE CONCRETE WALL
18	ACCESSIBLE RAMP GUARDRAIL SEE DETAIL 2A3-51	42	
19	COPPER COPING SYSTEM	43	
20	STEEL BOLLARD SEE DETAIL 3/A3-50	44	
21	APPROXIMATE FINISH GRADE	45	
22	BRICK STRETCHER AT THE JAMBS AND SOLDIER AT THE HEAD OF THE OPENINGS	46	

202 EXTERIOR MATERIAL SCHEDULE



203 EXISTING BRICK DETAIL AT WALL EAVE



204 EXISTING BRICK DETAIL AROUND WINDOW 1

NOTE:
ALL BRICK SHALL BE:
STANDARD CLEAR BUFF MANUFACTURED BY SIOUX CITY BRICK.
MORTAR WILL BE NATURAL GRAY.
CONTACT: DENNIS HOPKINS AT THE BRICK YARD 704 379-7900

205 BRICK SELECTION AND SUPPLIER

APPROVED
Charlotte
Historic District
Commission
Certificate of Appropriateness
2015-134(Ca)

- ☐ PRELIMINARY NOT FOR CONSTRUCTION
- ☐ ISSUED FOR BIDDING
- ☒ ISSUED FOR PERMIT
- ☒ ISSUED FOR CONSTRUCTION

1 ON 1
ONE on ONE
DESIGN, Ltd.
"a division of one"
2719 LILLY MILL RD.
CHARLOTTE, NC 28210
phone: 704 643-6697
fax: 704 643-8621
email: onviolet@gmail.com

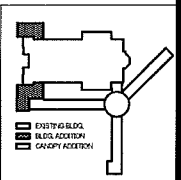
CONSTANTINE N. VOSPERIS
REGISTERED ARCHITECT
Charlotte, N.C.
February 12, 2016

HOLY TRINITY
GREEK
ORTHODOX
CATHEDRAL
OF
CHARLOTTE, NC
600 EAST BLVD.
CHARLOTTE, NC 28203


RENOVATIONS
TO IMPROVE
ACCESSIBILITY
TO THE
CATHEDRAL

ELEVATIONS,
EXTERIOR
MATERIAL
SCHEDULE,
DETAILS

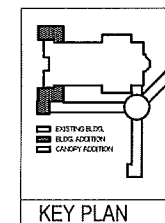
Drawn By
CNV
Issue Date: October 26, 2015
Drawing File Name
1412_A2-1.1_Elevations.dwg
Revisions
1 Date 2-12-16
Project Number
2114
Building
Sheet Of
A2-1.1



KEY PLAN



206 WEST ELEVATION (THE LIGHT SECTION IS THE EXISTING BUILDING) 1/8"=1'-0"



KEY PLAN

REVISION 1: RTAP TO ADD STAIR TO THE BASEMENT, ELIMINATED DOME AT THE ROTUNDA

- ☐ PRELIMINARY NOT FOR CONSTRUCTION
- ☐ ISSUED FOR BIDDING
- ☒ ISSUED FOR PERMIT
- ☒ ISSUED FOR CONSTRUCTION

Drawing Status

APPROVED

Charlotte Historic District Commission

Certificate of Appropriateness

2015-134(A)

1 ON 1

ONE on ONE
DESIGN, Ltd.
"a division of one"
2719 LILLY MILL RD.
CHARLOTTE, NC 28210
phone: 704 643-8697
fax: 704 643-8621
email: cnvretlos@gmail.com

CONSISTANTINE N. VASSILOPOULOS
ARCHITECT
Charlotte, N.C.
February 12, 2016

HOLY TRINITY
GREEK
ORTHODOX
CATHEDRAL
OF
CHARLOTTE, NC

600 EAST BLVD.
CHARLOTTE, NC 28203

RENOVATIONS
TO IMPROVE
ACCESSIBILITY
TO THE
CATHEDRAL

ELEVATIONS

Drawn By
CNV

Issue Date: October 26, 2015

Drawing File Name
1412_A2-2.1_Elevations.dwg

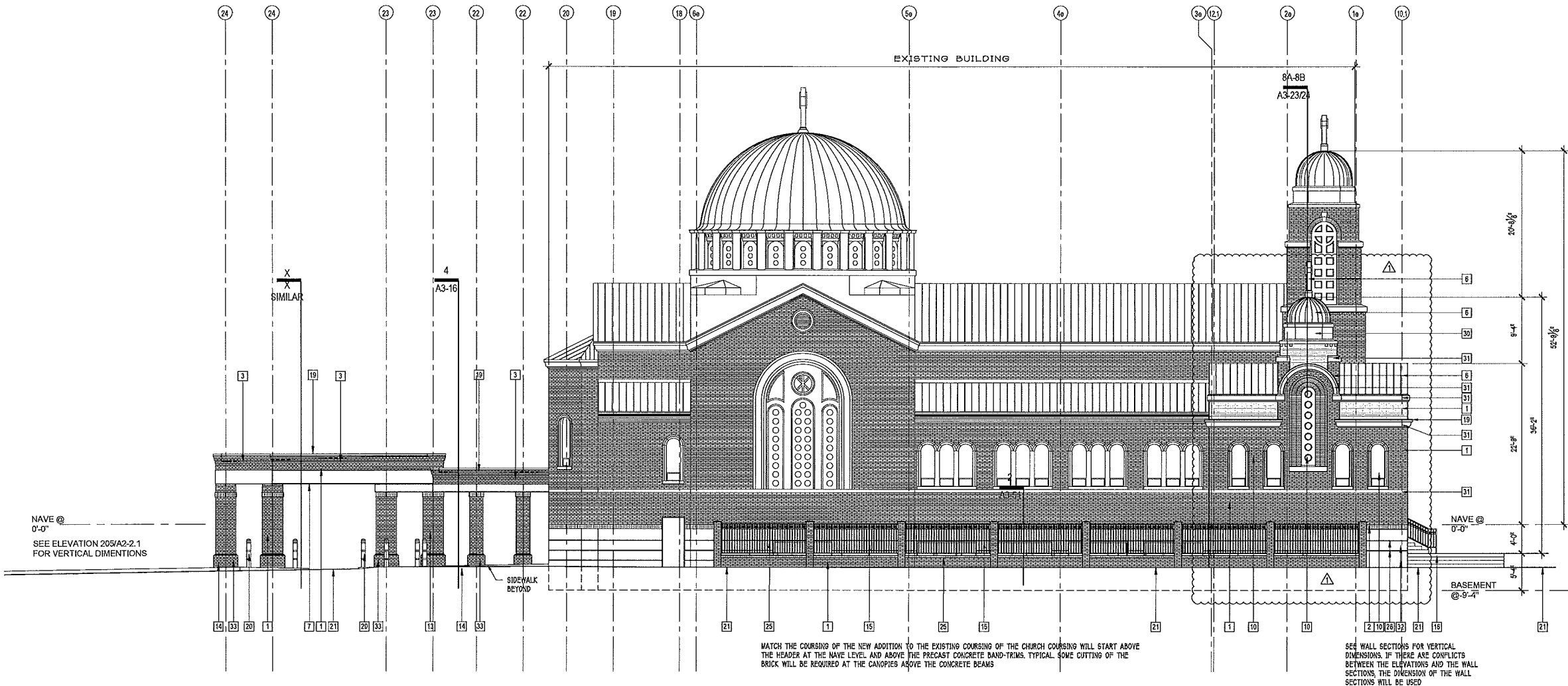
Revisions

No.	Date
1	2-12-16
No.	Date
No.	Date
No.	Date
No.	Date

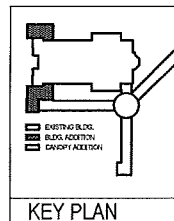

Project Number
2114

Building

Sheet
A2-2.1




207 EAST ELEVATION (THE LIGHT SECTION IS THE EXISTING BUILDING) 1/8"=1'-0"



- ☐ PRELIMINARY NOT FOR CONSTRUCTION
- ☐ ISSUED FOR BIDDING
- ☒ ISSUED FOR PERMIT
- ☒ ISSUED FOR CONSTRUCTION

Drawing Status

1 ON 1
ONE on ONE
DESIGN, Ltd.
"a division of one"
2719 LILLY MILL RD.
CHARLOTTE, NC 28210
phone: 704 643-8897
fax: 704 643-8621
email: cnvretlos@gmail.com



HOLY TRINITY
GREEK
ORTHODOX
CATHEDRAL
OF
CHARLOTTE, NC

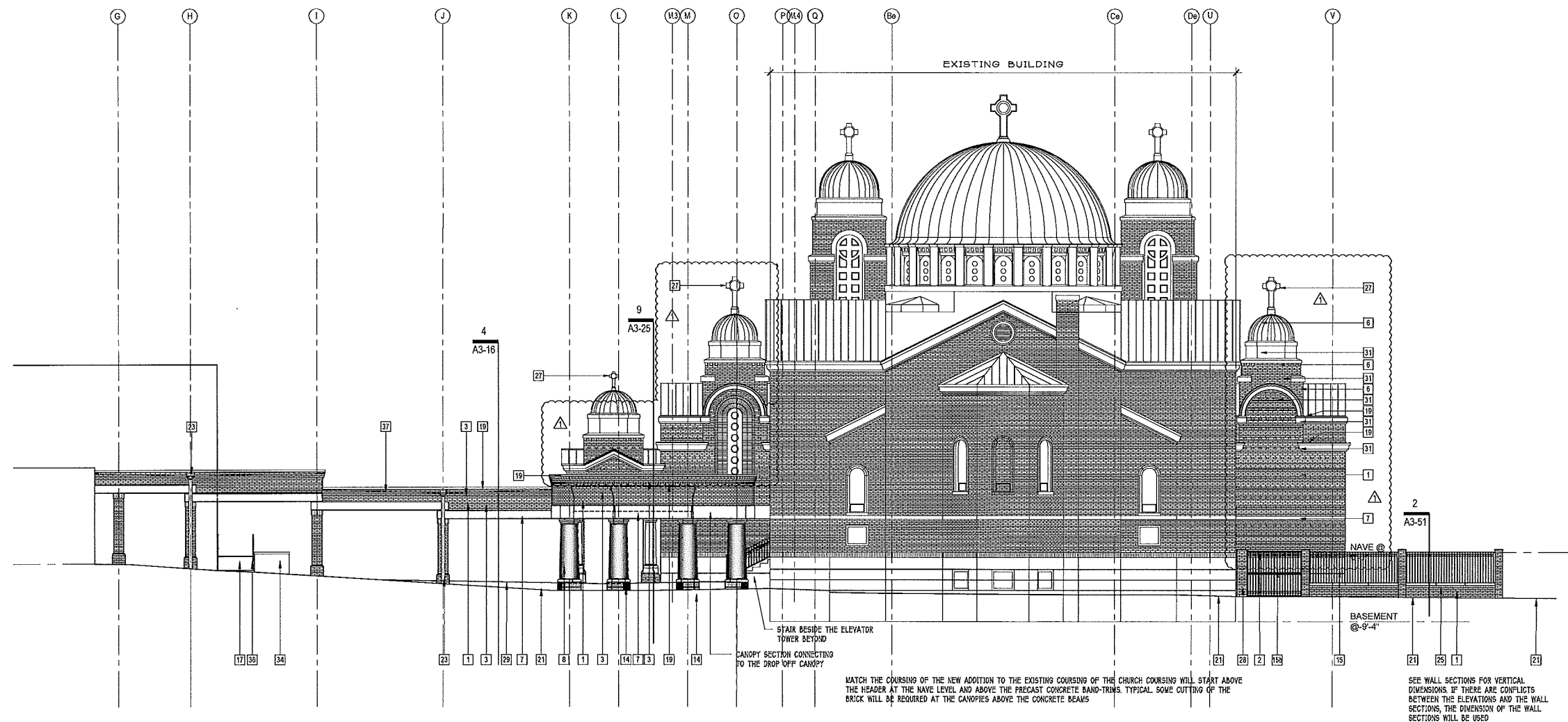
600 EAST BLVD.
CHARLOTTE, NC 28203

RENOVATIONS
TO IMPROVE
ACCESSIBILITY
TO THE
CATHEDRAL

ELEVATIONS

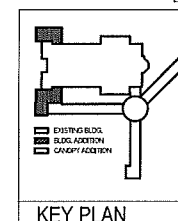
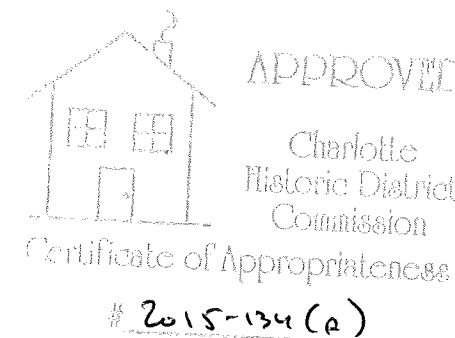
Drawn By
CNV
Issue Date: October 26, 2015
Drawing File Name
1412_A2-3.1_Elevations.dwg
Revisions
No. 1 Date 2-12-16
No. Date
No. Date
No. Date

Project Number
2114
Building
Sheet Of
A2-3.1



208 SOUTH ELEVATION (THE LIGHT SECTION IS THE EXISTING BUILDING)

1/8"=1'-0"



- ☐ PRELIMINARY NOT FOR CONSTRUCTION
- ☐ ISSUED FOR BIDDING
- ☒ ISSUED FOR PERMIT
- ☒ ISSUED FOR CONSTRUCTION

Drawing Status

1 ON 1
ONE on ONE
DESIGN, Ltd.
"a division of one"
2719 LILLY MILL RD.
CHARLOTTE, NC 28210
phone: 704 643-8697
fax: 704 643-8621
email: cnvretos@gmail.com

CONSTANTINE N. VRETOS
REGISTERED ARCHITECT
SOUTH CAROLINA
Charlotte, N.C.
February 12, 2016

HOLY TRINITY
GREEK
ORTHODOX
CATHEDRAL
OF
CHARLOTTE, NC

600 EAST BLVD.
CHARLOTTE, NC 28203

Owner

RENOVATIONS
TO IMPROVE
ACCESSIBILITY
TO THE
CATHEDRAL

Project

ELEVATIONS

Sheet Title

Drawn By
CNV
Issue Date: October 26, 2015
Drawing File Name
1412_A2-4.1_Elevations.dwg
Revisions
No. 1 Date 2-12-16
No. Date
No. Date
No. Date

Project Number
2114
Building
Sheet
Of
A2-4.1

- ☐ PRELIMINARY NOT FOR CONSTRUCTION
- ☐ ISSUED FOR BIDDING
- ☒ ISSUED FOR PERMIT
- ☒ ISSUED FOR CONSTRUCTION

Drawing Status

1 ON 1

ONE on ONE
DESIGN, Ltd.
"a division of one"
2719 LILLY MILL RD.
CHARLOTTE, NC 28210
phone: 704 643-8697
fax: 704 643-8621
email:
cnvellos@gmail.com



February 12, 2016

HOLY TRINITY
GREEK
ORTHODOX
CATHEDRAL
OF
CHARLOTTE, NC

600 EAST BLVD.
CHARLOTTE, NC 28203

RENOVATIONS
TO IMPROVE
ACCESSIBILITY
TO THE
CATHEDRAL

OVERALL
WALL
SECTIONS

Drawn By
CNV

Issue Date: October 26, 2015
Drawing File Name
1412_A3-0,1_Wall Sections.dwg

Revisions

No.	Date	Description
1	2-12-16	

Project Number

2114

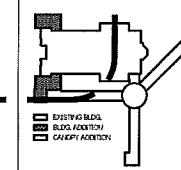
Building

Sheet

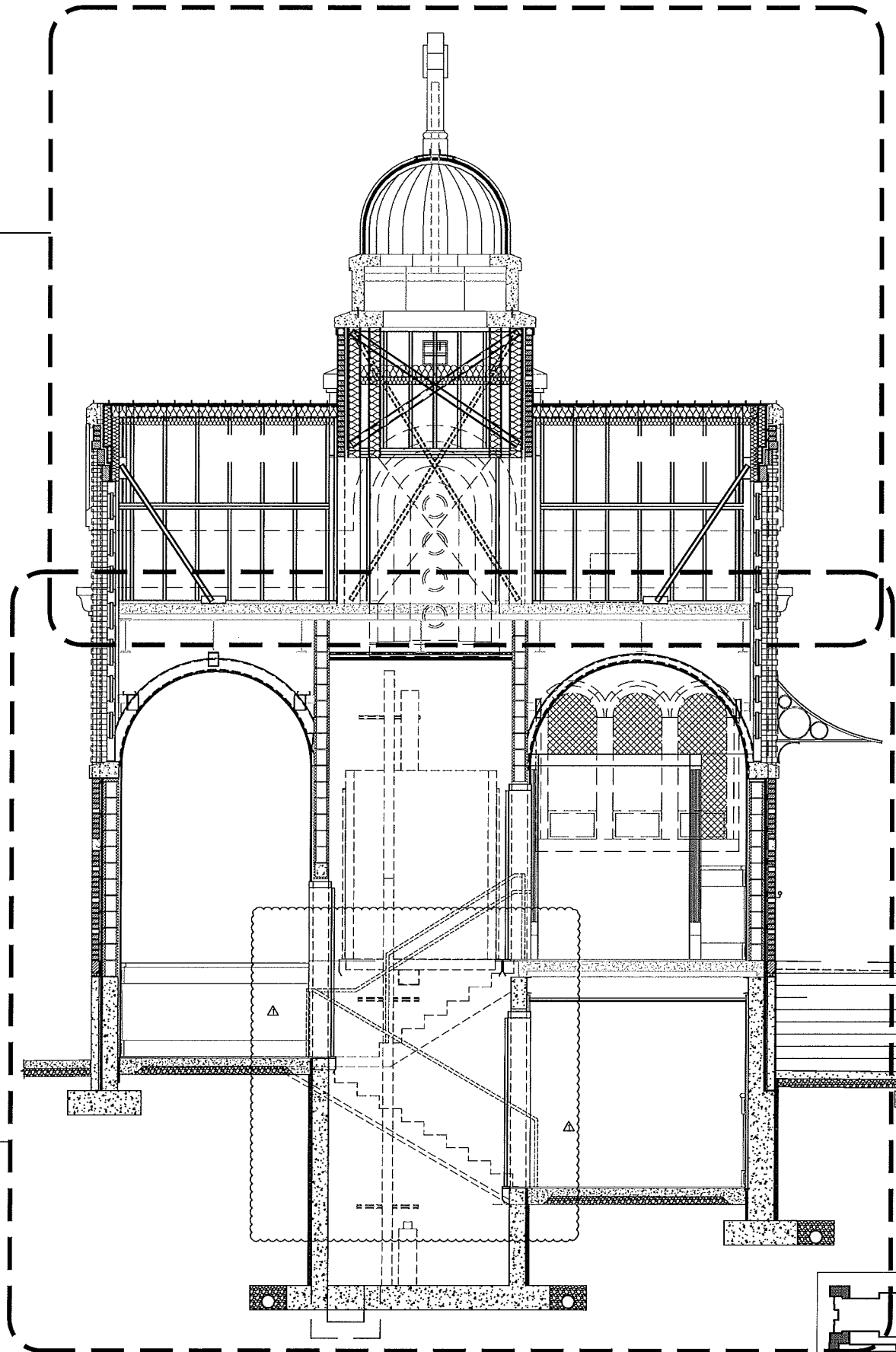
Of

A3-01

REVISION 1: RTAP TO ADD STAIR TO THE BASEMENT

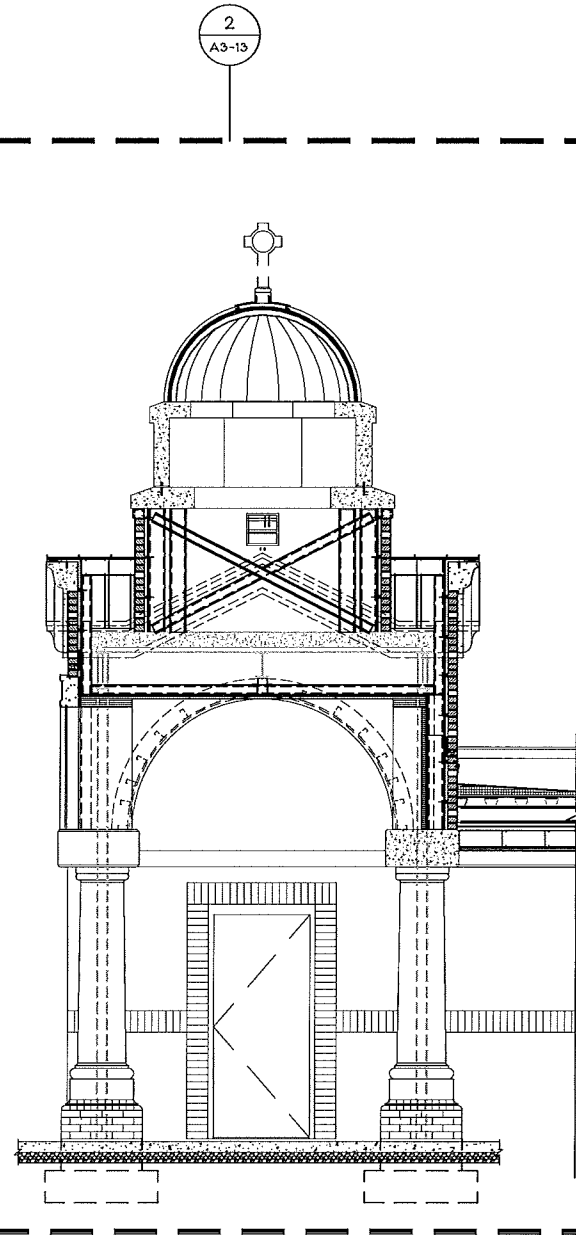


KEY PLAN



1 OVERALL WALL SECTION

3/8"=1'-0"



2 OVERALL WALL SECTION

3/8"=1'-0"

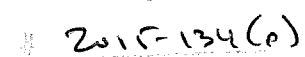


APPROVED

Charlotte
Historic District
Commission

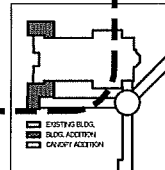
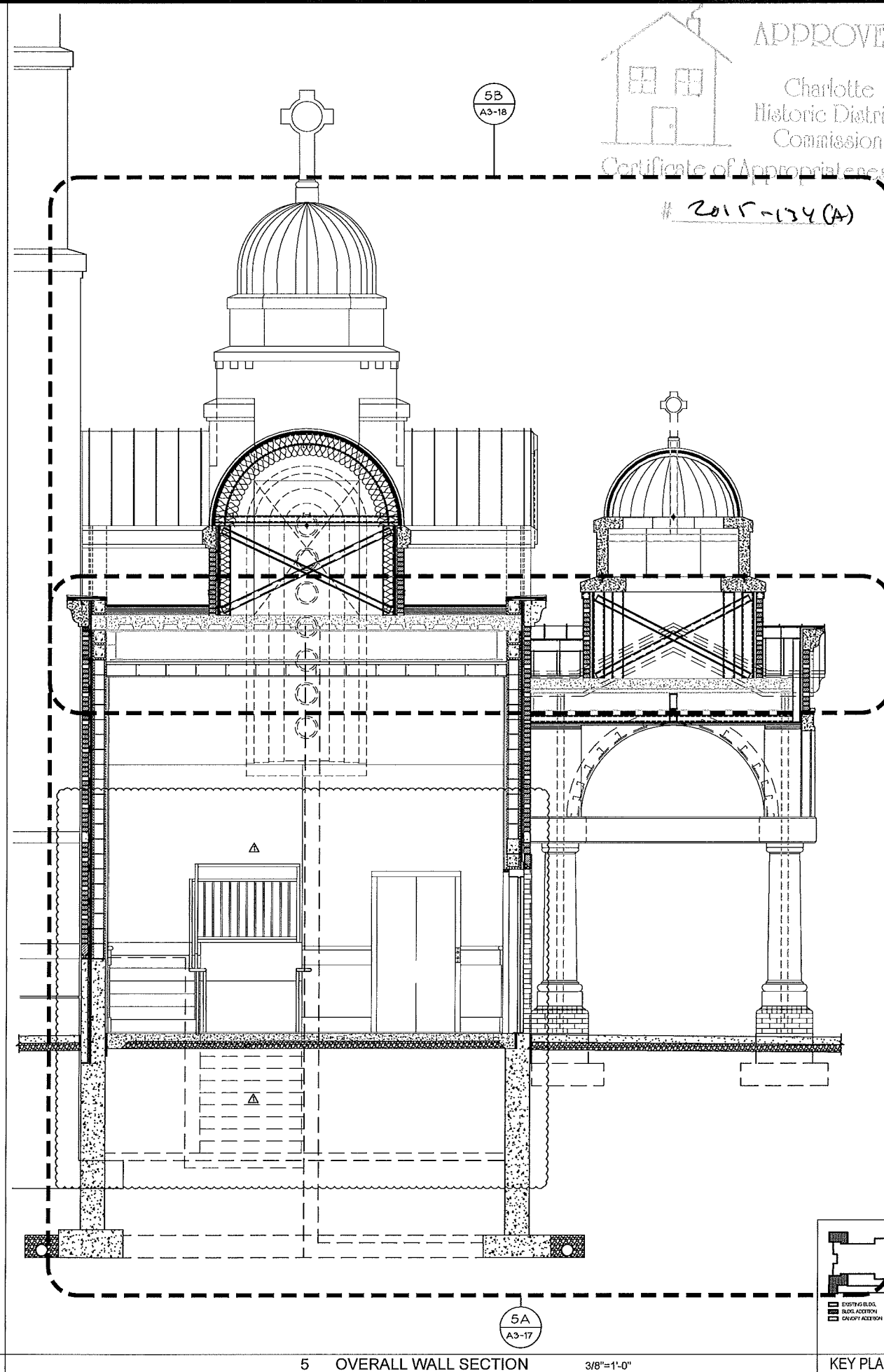
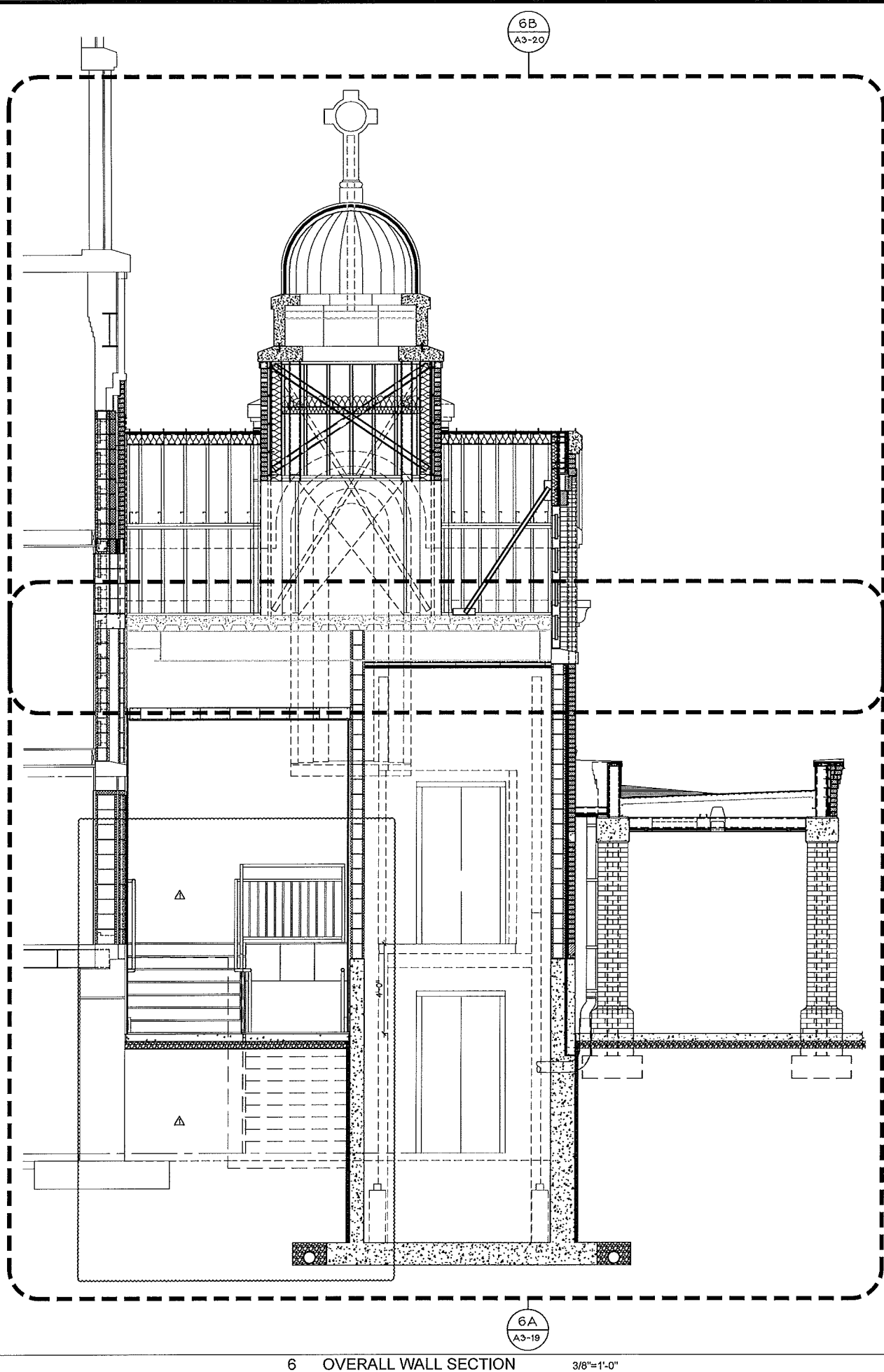
Certificate of Appropriateness

2015-134 (P)



3A
A3.14

~~LUESA PRELIMINARY PROJECT NO. 357452 LUESA PROJECT NO. 357782 LUESA PROJECT NO. RV-357782-00~~



KEY PLAN

APPROVED
Charlotte
Historic District
Commission
Certificate of Appropriateness
2015-134(A)

- ☐ PRELIMINARY NOT FOR CONSTRUCTION
- ☐ ISSUED FOR BIDDING
- ☒ ISSUED FOR PERMIT
- ☒ ISSUED FOR CONSTRUCTION

1 ON 1
ONE on ONE
DESIGN, Ltd.
"a division of one"
2719 LILLY MILL RD.
CHARLOTTE, NC 28210
phone: 704 643-8697
fax: 704 643-8621
email: cnvrelts@gmail.com

CONSTANTINE K. VON SOEST
REGISTERED ARCHITECT
Charlotte, N.C.
February 12, 2016

HOLY TRINITY
GREEK
ORTHODOX
CATHEDRAL
OF
CHARLOTTE, NC
600 EAST BLVD.
CHARLOTTE, NC 28203

RENOVATIONS
TO IMPROVE
ACCESSIBILITY
TO THE
CATHEDRAL

OVERALL
WALL
SECTIONS

Drawn By
CNV
Issue Date: October 26, 2015
Drawing File Name
1412_A3-0.3_Wall Sections.dwg
Revisions
No. 1 Date 2-12-16
No. Date
No. Date
No. Date

Project Number
2114
Building
Sheet Of
A3-03

- ☐ PRELIMINARY NOT FOR CONSTRUCTION
- ☐ ISSUED FOR BIDDING
- ☒ ISSUED FOR PERMIT
- ☒ ISSUED FOR CONSTRUCTION

Drawing Status

1 ON 1

ONE on ONE
DESIGN, Ltd.
"a division of one"
2719 LILLY MILL RD.
CHARLOTTE, NC 28210
phone: 704 643-8687
fax: 704 643-8621
email: cnvreltos@gmail.com

CONSTANTINE N. VON
REGISTERED ARCHITECT
SOUTH CAROLINA
Charlotte, N.C.
February 12, 2016

HOLY TRINITY
GREEK
ORTHODOX
CATHEDRAL
OF
CHARLOTTE, NC

600 EAST BLVD.
CHARLOTTE, NC 28203

RENOVATIONS
TO IMPROVE
ACCESSIBILITY
TO THE
CATHEDRAL

OVERALL
WALL
SECTIONS

Drawn By
CNV

Issue Date: October 26, 2015

Drawing File Name
1412_A3-0.3_Wall Sections.dwg

Revisions

No.	Date
1	2-12-16
No.	Date
No.	Date
No.	Date
No.	Date

Project Number

2114

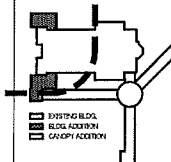
Building

Sheet

Of

A3-04

REVISION 1: RTAP TO ADD STAIR TO THE BASEMENT

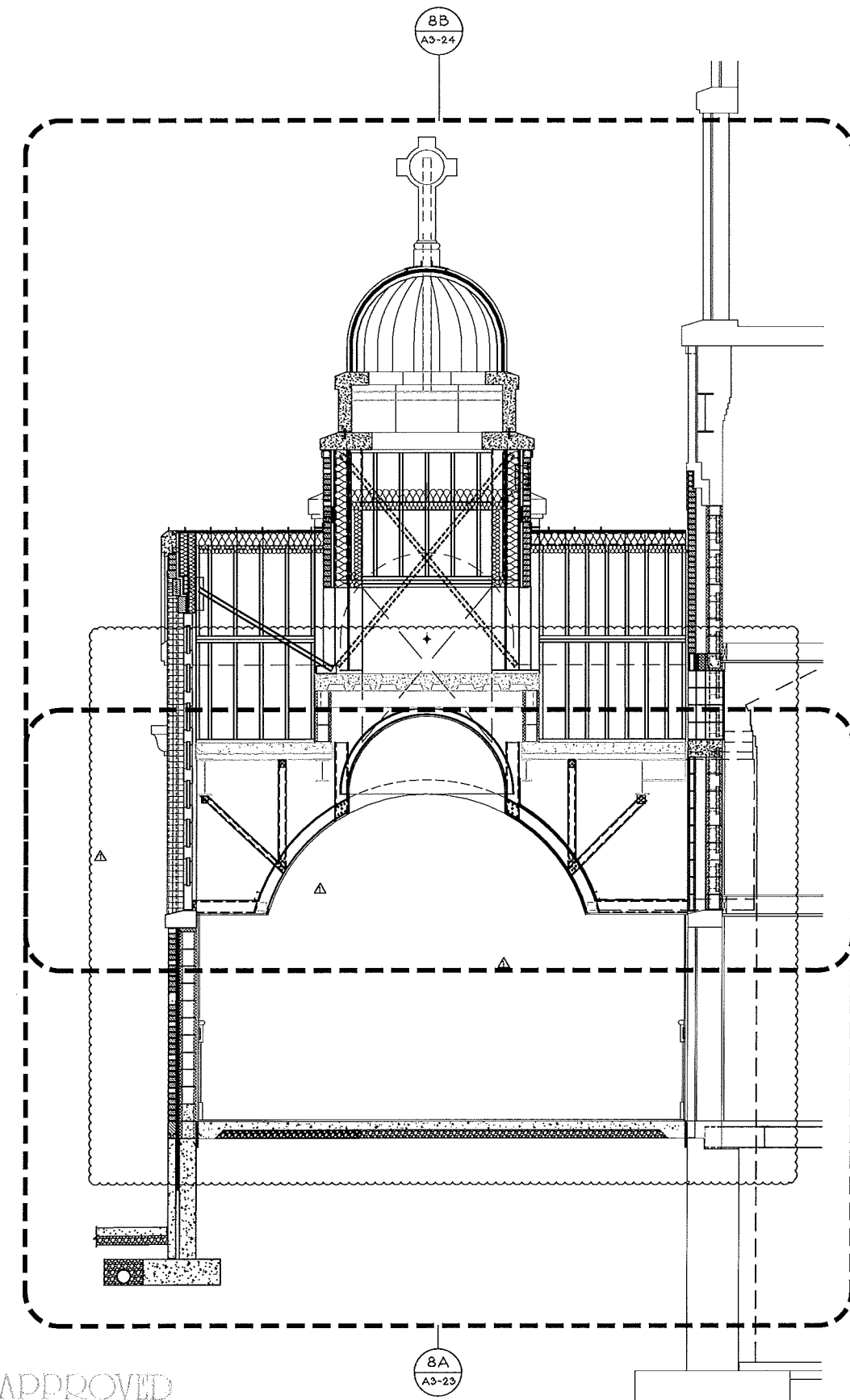


KEY PLAN

Project

Sheet Title

Owner



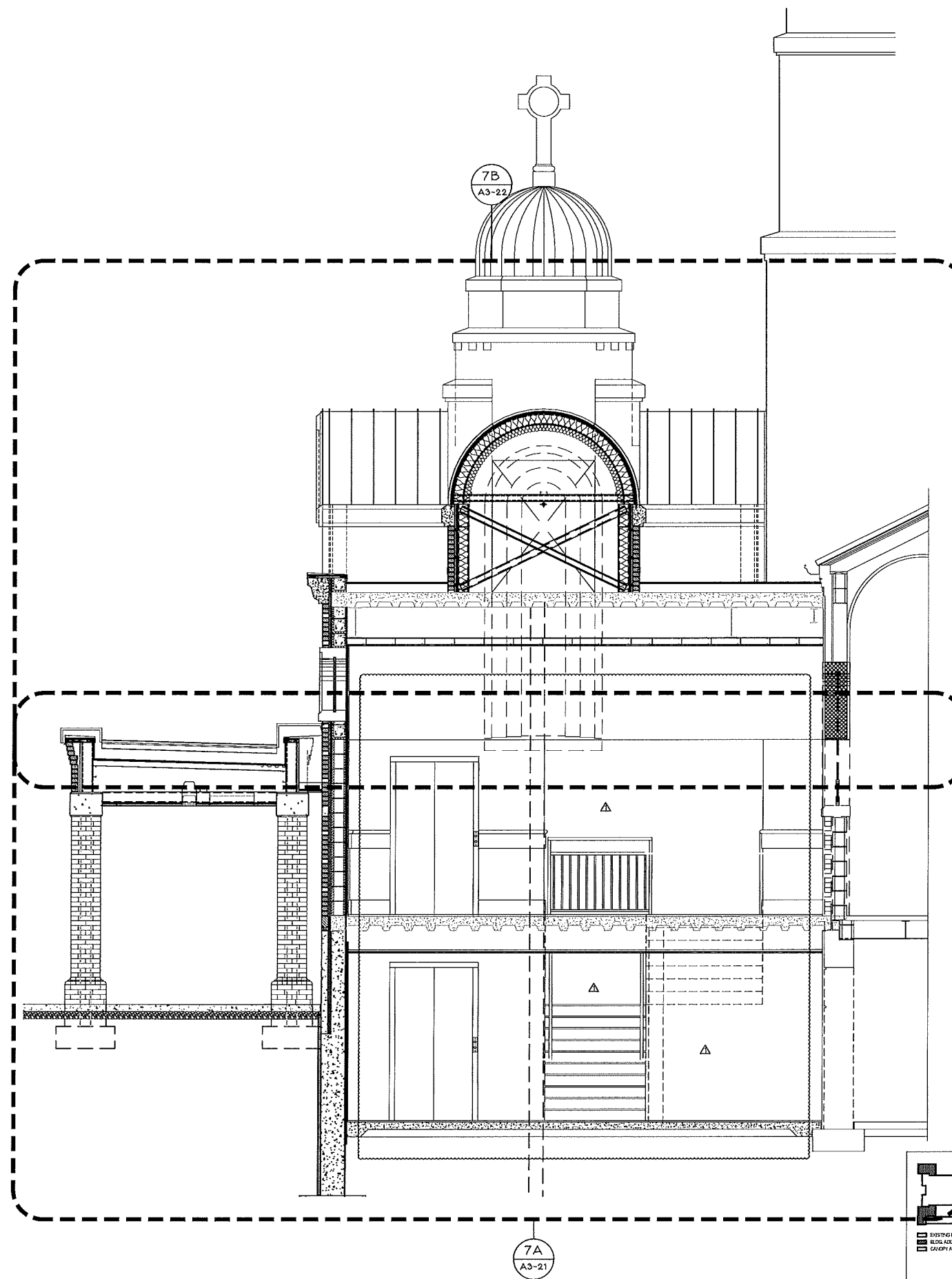
APPROVED

Charlotte
Historic District
Commission

Certificate of Appropriateness

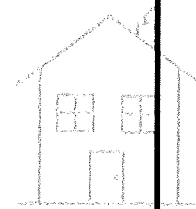
8 OVERALL WALL SECTION

3/8"=1'-0"




7 OVERALL WALL SECTION

3/8"=1'-0"



2015-134(0)

LUESA PRELIMINARY PROJECT NO. 352452 LUESA PROJECT NO. 357782 LUESA PROJECT NO. RV-357782-002



APPROVED

Charlotte
Historic District
Commission

Certificate of Appropriateness

2015-134 (A)

- ☐ PRELIMINARY NOT FOR CONSTRUCTION
- ☐ ISSUED FOR BIDDING
- ☒ ISSUED FOR PERMIT
- ☒ ISSUED FOR CONSTRUCTION

Drawing Status

1 ON 1

ONE on ONE
DESIGN, Ltd.
"a division of one"

2719 LILLY MILL RD.
CHARLOTTE, NC 28210
phone: 704 643-8697
fax: 704 643-8621
email:
cnvrettos@gmail.com



February 12, 2016

HOLY TRINITY
GREEK
ORTHODOX
CATHEDRAL
OF
CHARLOTTE, NC

600 EAST BLVD.
CHARLOTTE, NC 28203

Owner

RENOVATIONS
TO IMPROVE
ACCESSIBILITY
TO THE
CATHEDRAL

Project

OVERALL
WALL
SECTIONS

Sheet Title

Drawn By
CNV

Issue Date: October 26, 2015

Drawing File Name
1412_A3-0.3_Wall Sections.dwg

Revisions

No.	1	Date	2-12-16
No.		Date	
No.		Date	
No.		Date	

Project Number

2114

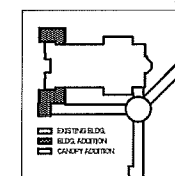
Building

Sheet

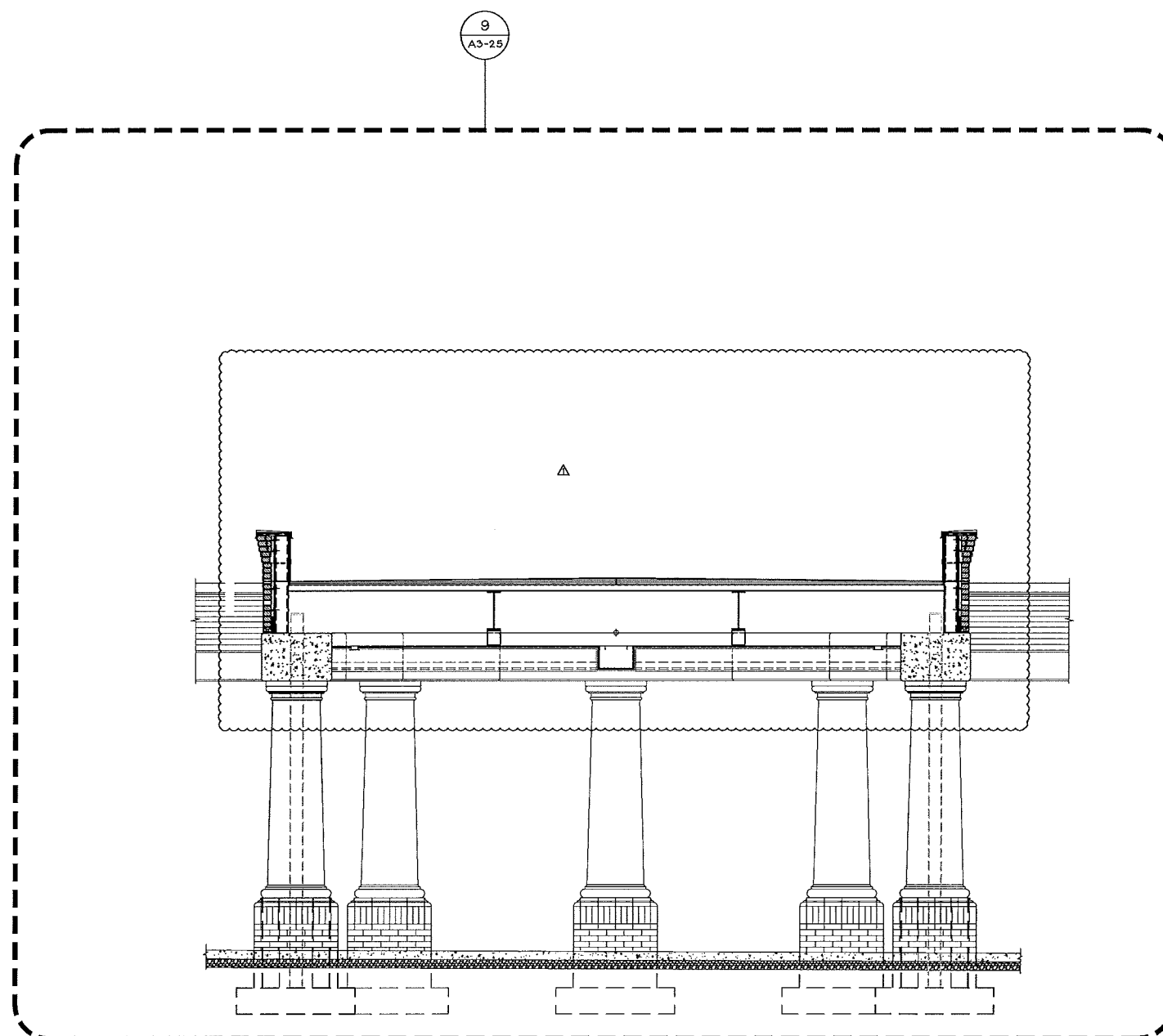
Of

A3-05

REVISION 1: RTAP TO ADD STAIR TO THE BASEMENT




KEY PLAN



9 OVERALL WALL SECTION

3/8"=1'-0"



APPROVED

Charlotte
Historic District
Commission

Certificate of Appropriateness

2015-134(A)

☐ PRELIMINARY NOT
FOR CONSTRUCTION

☐ ISSUED FOR
BIDDING

☒ ISSUED FOR
PERMIT

☒ ISSUED FOR
CONSTRUCTION

Drawing Status

1 ON 1
ONE ON ONE
DESIGN, Ltd.
"a division of one"

2719 LILLY MILL RD.
CHARLOTTE, NC 28210
phone: 704 643-8897
fax: 704 643-8821
email:
cnvrittos@gmail.com



February 12, 2016

HOLY TRINITY
GREEK
ORTHODOX
CATHEDRAL
OF
CHARLOTTE, NC

600 EAST BLVD.
CHARLOTTE, NC 28203

RENOVATIONS
TO IMPROVE
ACCESSIBILITY
TO THE
CATHEDRAL

PARTIAL
WALL
SECTION

Drawn By
CNV

Issue Date: October 26, 2015

Drawing File Name

1412_A3-1.1_Wall Sections.dwg

Revisions

No.	1	Date	11-25-15
No.		Date	
No.		Date	
No.		Date	
No.		Date	

Project Number

2114

Building

Sheet

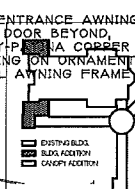
Of

A3-12

Project

Sheet Title

REVISION 1: LUESA COMMENTS

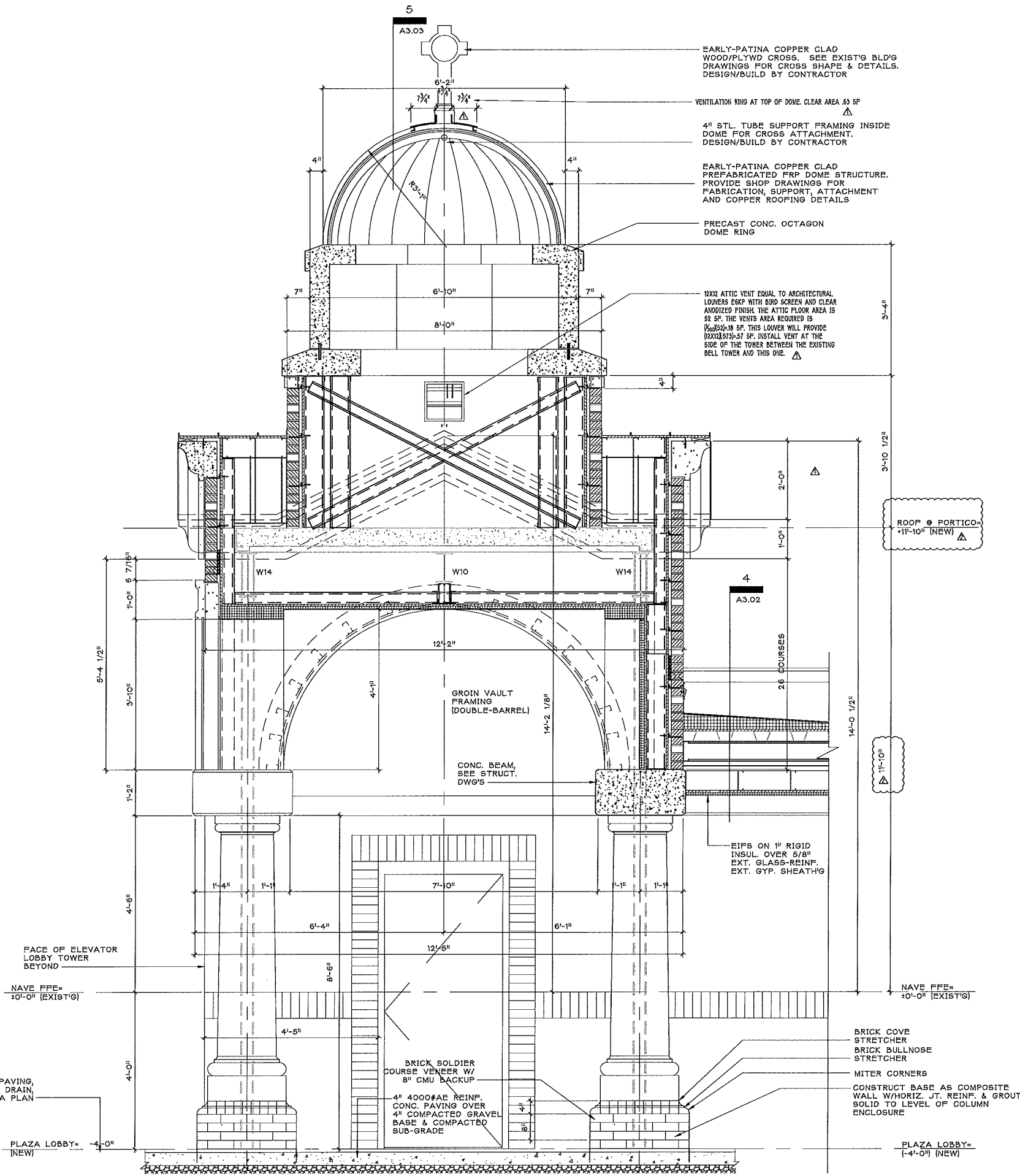


KEY PLAN

1B PARTIAL WALL SECTION

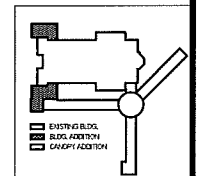

3/4"=1'-0"

LUESA PRELIMINARY PROJECT NO. 352452 LUESA PROJECT NO. 357782 LUESA PROJECT NO. RV-357782-002



2 PARTIAL WALL SECTION

3/4"=1'-0"



KEY PLAN

PRELIMINARY NOT FOR CONSTRUCTION

ISSUED FOR BIDDING

ISSUED FOR PERMIT

ISSUED FOR CONSTRUCTION

Drawing Status

1 ON 1

ONE on ONE
DESIGN, Ltd.
"a division of one"
2719 LILLY MILL RD.
CHARLOTTE, NC 28210
phone: 704 643-8687
fax: 704 643-8621
email:
cnvretlos@gmail.com



February 12, 2016

HOLY TRINITY
GREEK
ORTHODOX
CATHEDRAL
OF
CHARLOTTE, NC

600 EAST BLVD.
CHARLOTTE, NC 28203

Owner

RENOVATIONS
TO IMPROVE
ACCESSIBILITY
TO THE
CATHEDRAL

Project

PARTIAL
WALL
SECTION

Sheet Title

Drawn By
CNV

Issue Date: October 26, 2015

Drawing File Name
1412_A3-1.1_Wall Sections.dwg

Revisions
No. 1 Date 11-25-15
No. 2 Date 2-12-16
No. Date
No. Date

Project Number

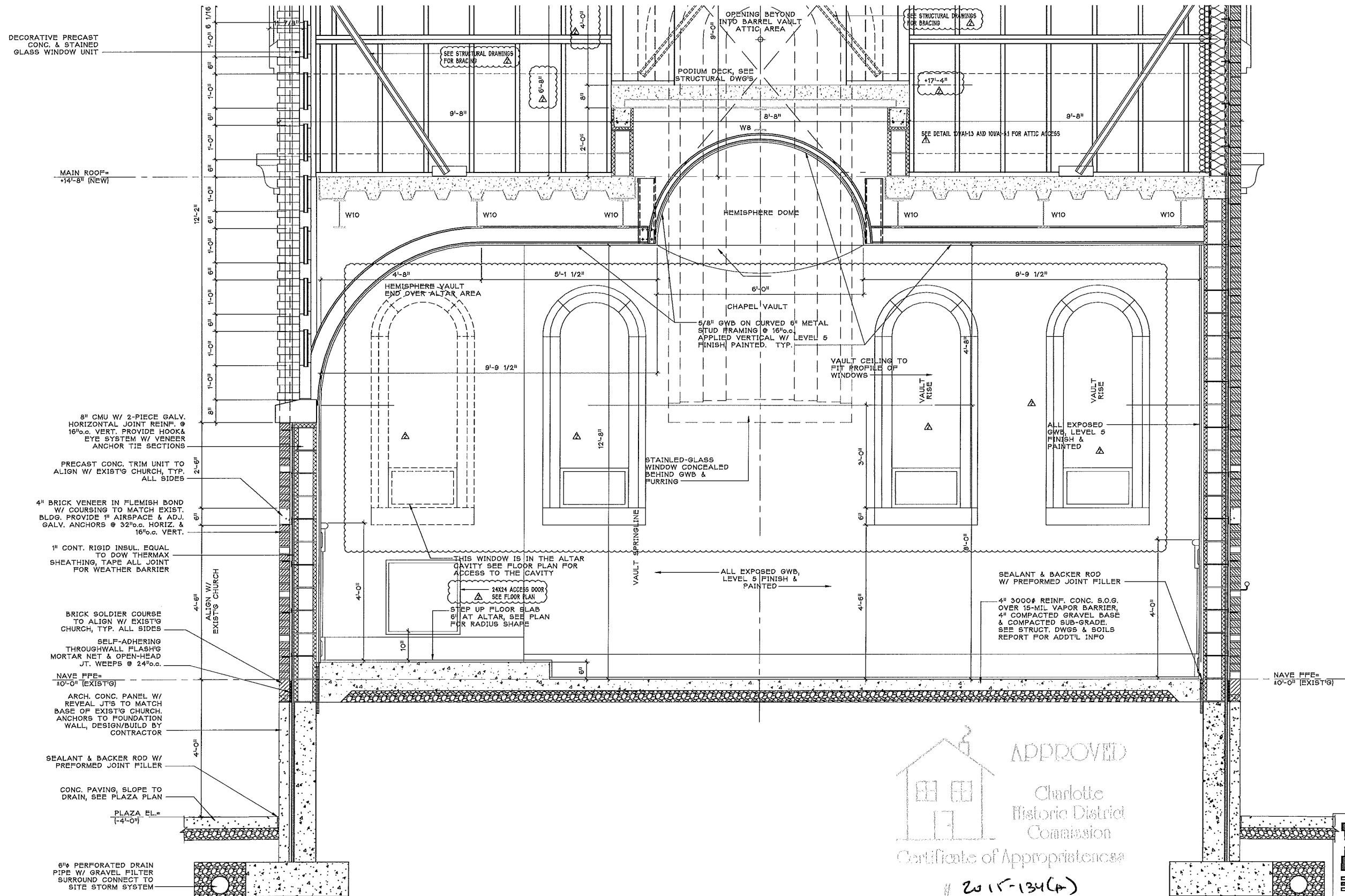
2114

Building

Sheet

Of

A3-13



PRELIMINARY NOT FOR CONSTRUCTION
ISSUED FOR BIDDING
ISSUED FOR PERMIT
ISSUED FOR CONSTRUCTION

1 ON 1
ONE ON ONE DESIGN, Ltd.
"a division of one"
2719 LILLY MILL RD.
CHARLOTTE, NC 28210
phone: 704 643-8697
fax: 704 643-8621
email: cnvretos@gmail.com

CONSTANTINE N. VRETOS
REGISTERED ARCHITECT
Charlotte, NC
February 12, 2016

HOLY TRINITY
GREEK
ORTHODOX
CATHEDRAL
OF
CHARLOTTE, NC
600 EAST BLVD.
CHARLOTTE, NC 28203

RENOVATIONS
TO IMPROVE
ACCESSIBILITY
TO THE
CATHEDRAL

PARTIAL
WALL
SECTION

Drawn By
CNV
Issue Date: October 26, 2015
Drawing File Name
1412_A3-1.1_Wall Sections.dwg
Revisions
No. 1 Date 2-12-16
No. Date
No. Date
No. Date

Project Number
2114
Building

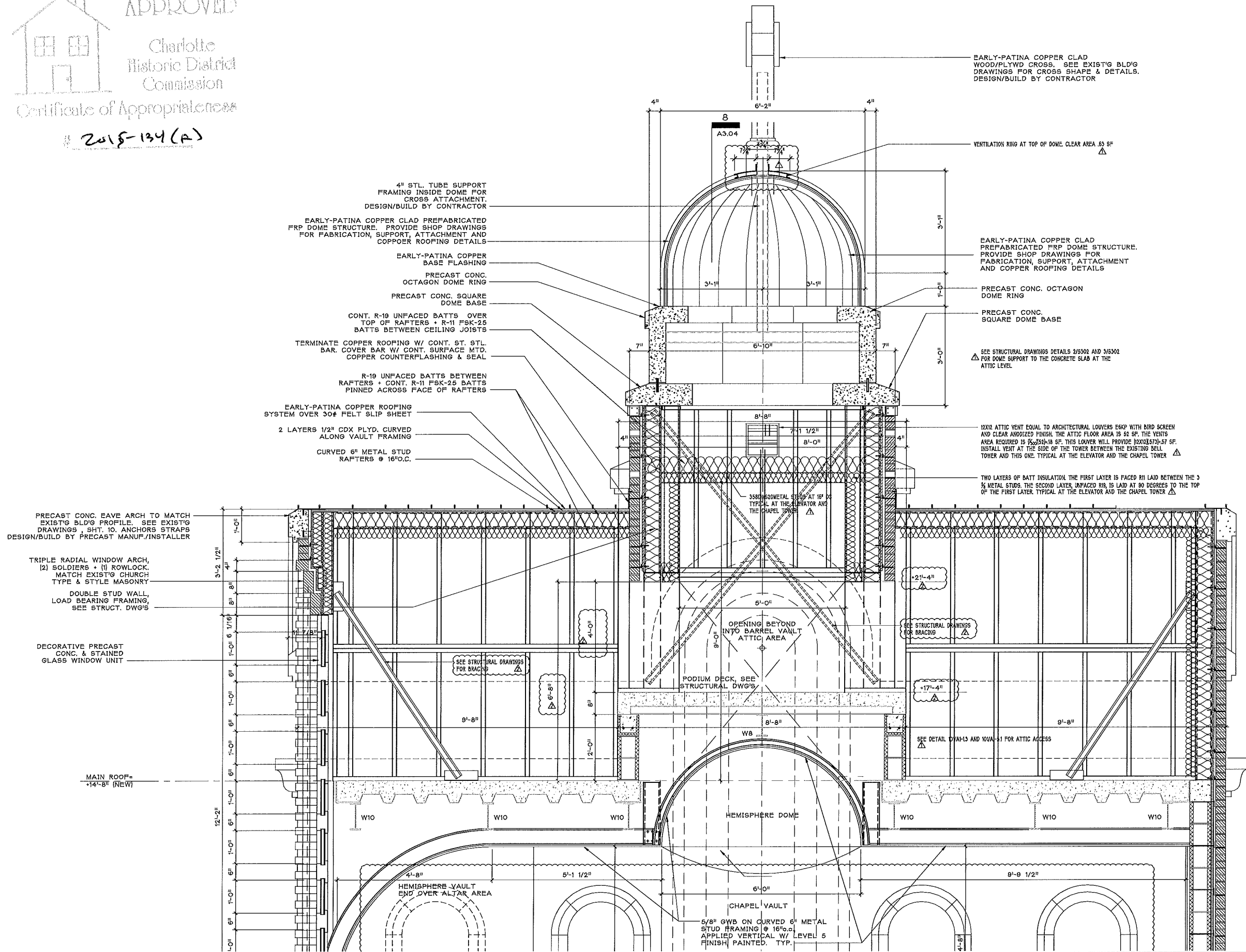
Sheet
A3-14

KEY PLAN

3A PARTIAL WALL SECTION 3/4"=1'-0"

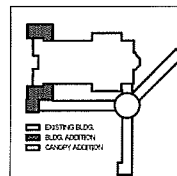


2015-134(A)



3B PARTIAL WALL SECTION

3/4"=1'-0"



KEY PLAN

- ☐ PRELIMINARY NOT FOR CONSTRUCTION
- ☐ ISSUED FOR BIDDING
- ☒ ISSUED FOR PERMIT
- ☒ ISSUED FOR CONSTRUCTION

Drawing Status

1 ON 1

ONE on ONE DESIGN, Ltd.
"a division of one"
2719 LILLY MILL RD.
CHARLOTTE, NC 28210
phone: 704 643-8697
fax: 704 643-8621
email: cnvrettes@gmail.com



February 12, 2016

HOLY TRINITY GREEK ORTHODOX CATHEDRAL OF CHARLOTTE, NC

600 EAST BLVD.
CHARLOTTE, NC 28203

RENOVATIONS TO IMPROVE ACCESSIBILITY TO THE CATHEDRAL

PARTIAL WALL SECTION

Drawn By
CNV

Issue Date: October 26, 2015

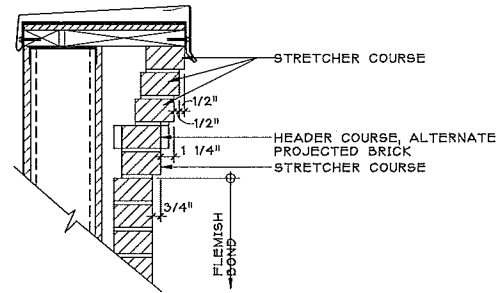
Drawing File Name
1412_A3-1.1_Wall Sections.dwg

Revisions

No.	Date
1	11-25-15
2	2-12-16

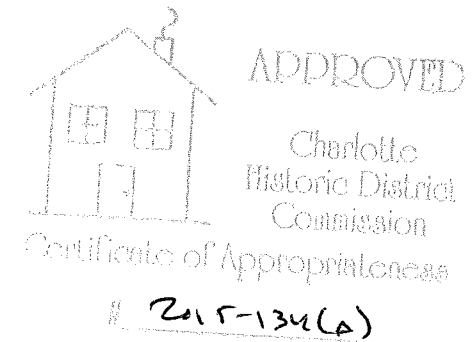
Project Number
2114

Sheet
A3-15



1 CORNICE DETAIL

1-1/2"=1'-0"



- ☐ PRELIMINARY NOT FOR CONSTRUCTION
- ☐ ISSUED FOR BIDDING
- ☒ ISSUED FOR PERMIT
- ☒ ISSUED FOR CONSTRUCTION

Drawing Status

1 ON 1

ONE on ONE DESIGN, Ltd.
"a division of one"
2719 LILLY MILL RD.
CHARLOTTE, NC 28210
phone: 704 643-8697
fax: 704 643-8621
email: cnvrettos@gmail.com



HOLY TRINITY GREEK ORTHODOX CATHEDRAL OF CHARLOTTE, NC

600 EAST BLVD.
CHARLOTTE, NC 28203

RENOVATIONS TO IMPROVE ACCESSIBILITY TO THE CATHEDRAL

PARTIAL WALL SECTION

Owner

Project

Sheet Title

Drawn By
CNV

Issue Date: October 26, 2015

Drawing File Name
1412_A3-1.1_Wall Sections.dwg

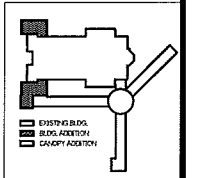
Revisions

No.	Date
1	11-25-15
2	2-12-16

Project Number
2114

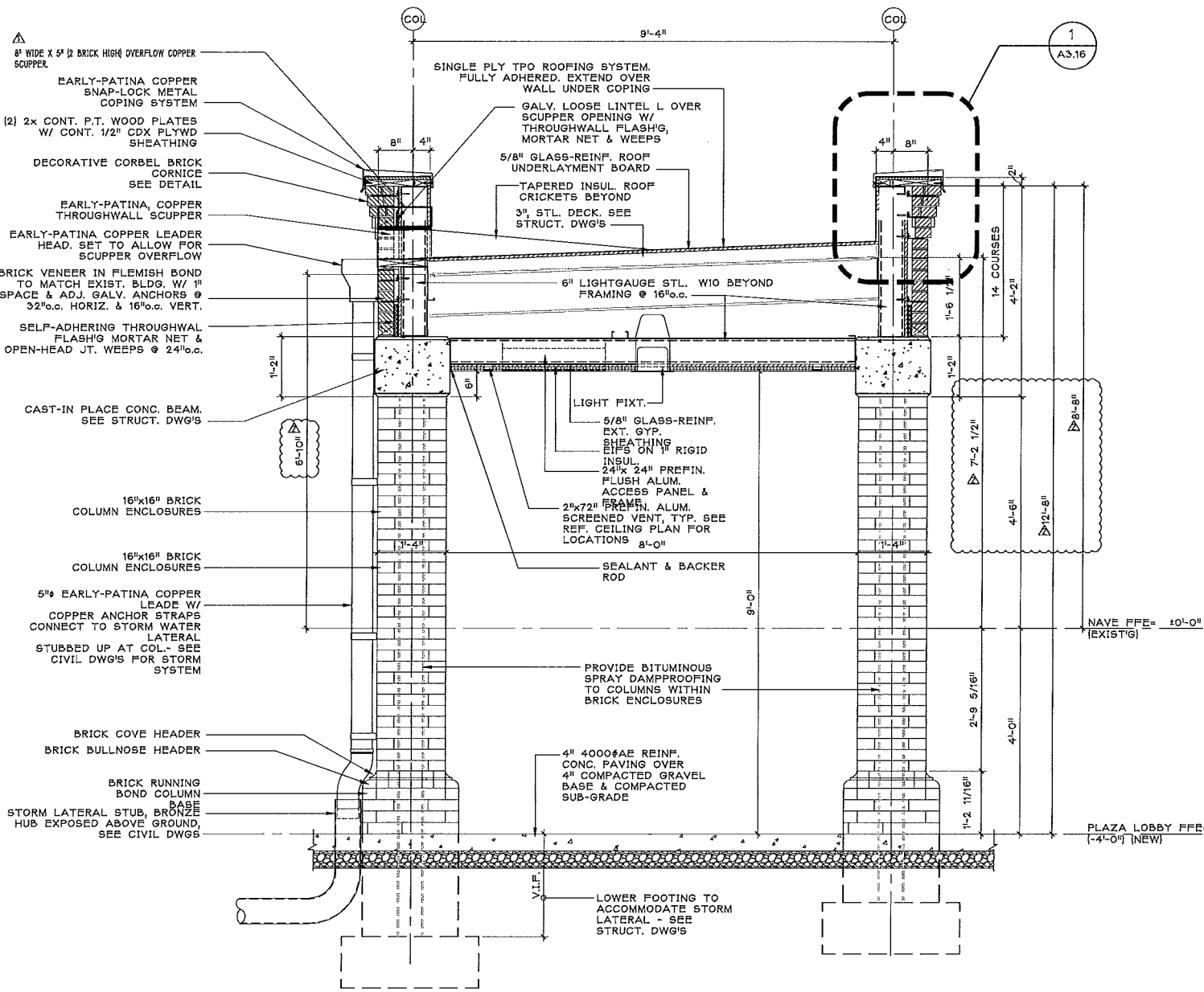
Building

Sheet Of



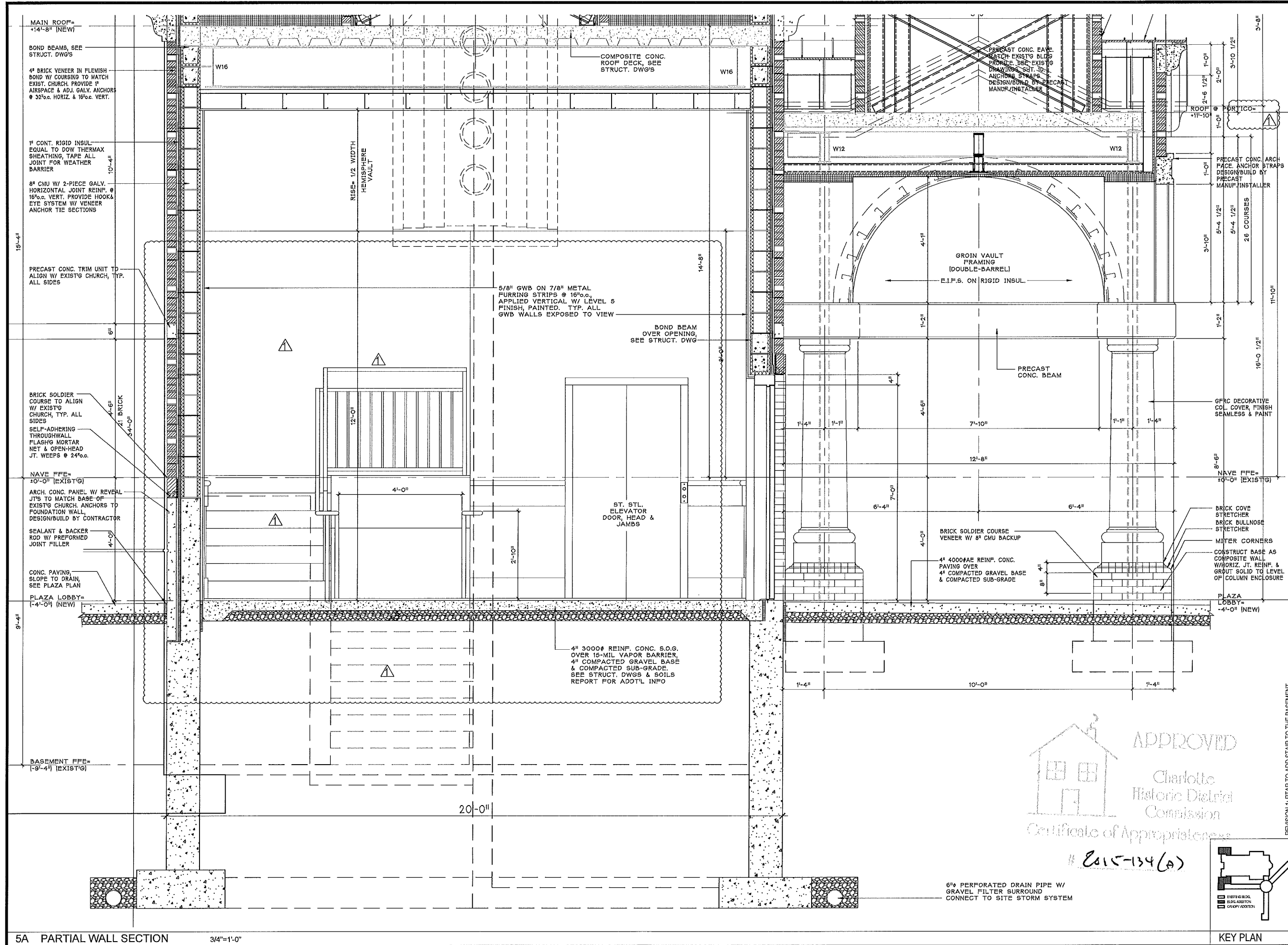
KEY PLAN

A3-16



4 PARTIAL WALL SECTION

3/4"=1'-0"



- ☐ PRELIMINARY NOT FOR CONSTRUCTION
- ☐ ISSUED FOR BIDDING
- ☒ ISSUED FOR PERMIT
- ☒ ISSUED FOR CONSTRUCTION

1 ON 1
ONE on ONE DESIGN, Ltd.
"a division of one"
2719 LILLY MILL RD.
CHARLOTTE, NC 28210
phone: 704 643-8697
fax: 704 643-8621
email: cnvretlos@gmail.com

CONSTANTINE N. VRETLOS
REGISTERED ARCHITECT
NORTH CAROLINA
Charlotte, N.C.
February 12, 2016

HOLY TRINITY GREEK ORTHODOX CATHEDRAL OF CHARLOTTE, NC
600 EAST BLVD.
CHARLOTTE, NC 28203

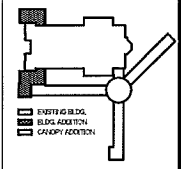
RENOVATIONS TO IMPROVE ACCESSIBILITY TO THE CATHEDRAL

PARTIAL WALL SECTION

Drawn By
CNV
Issue Date: October 26, 2015
Drawing File Name
1412_A3-1.1_Wall Sections.dwg
Revisions
No. 1 Date 2-12-16

Project Number
2114
Building
Sheet Of
A3-17

APPROVED
Charlotte Historic District Commission
Certificate of Appropriateness
2015-134(A)



5A PARTIAL WALL SECTION 3/4"=1'-0"

APPROVED
Charlotte
Historic District
Commission
Certificate of Appropriateness
2015-134 (A)

- ☐ PRELIMINARY NOT FOR CONSTRUCTION
☐ ISSUED FOR BIDDING
☒ ISSUED FOR PERMIT
☒ ISSUED FOR CONSTRUCTION

1 ON 1
ONE on ONE
DESIGN, Ltd.
"a division of one"
2719 LILLY MILL RD.
CHARLOTTE, NC 28210
phone: 704 643-8897
fax: 704 643-8621
email: cnvrettos@gmail.com

CONSTANTINE N. VRETOS
ARCHITECT
Charlotte, NC
February 12, 2016

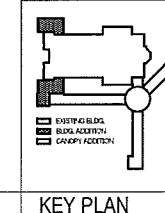
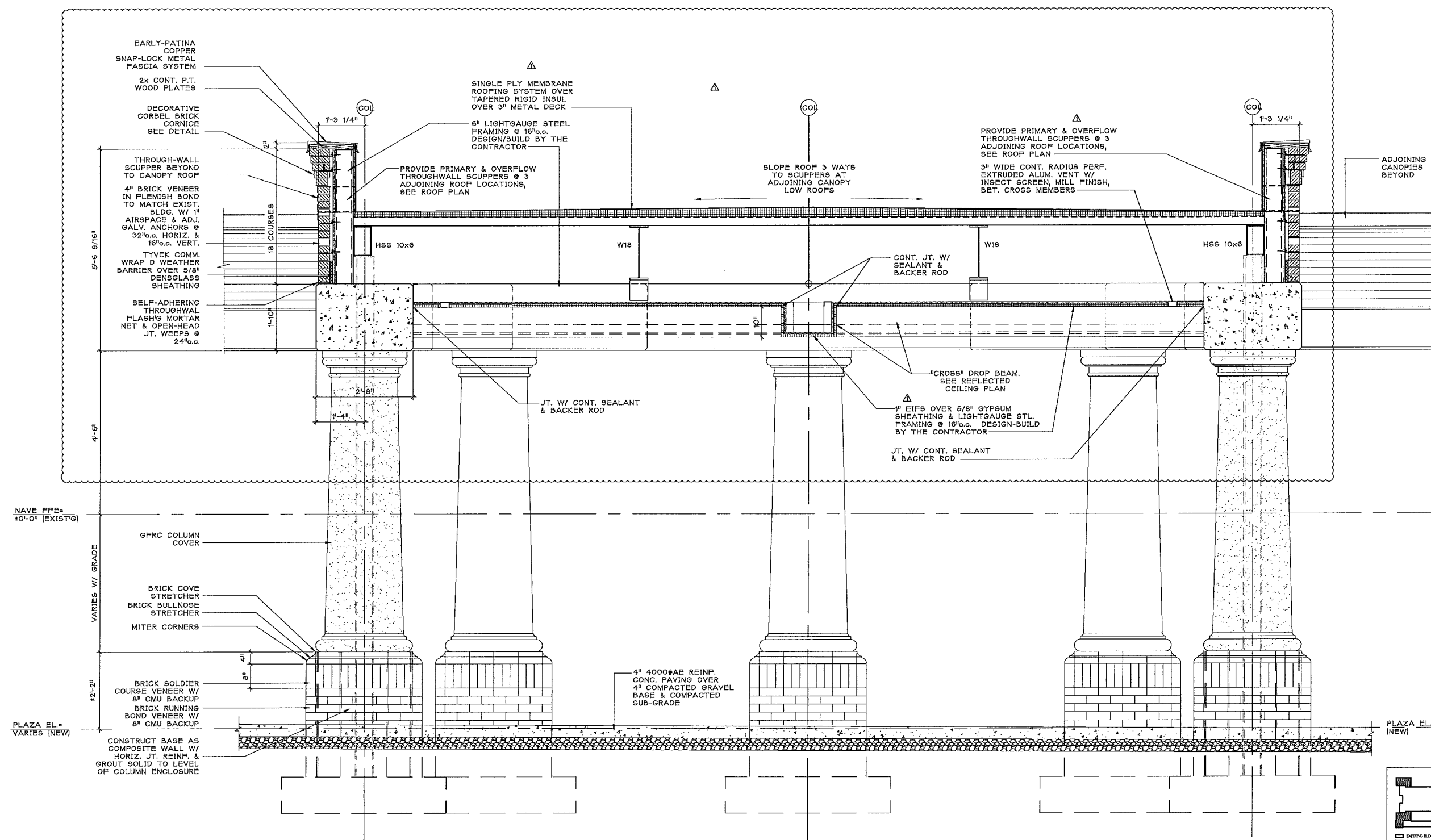
HOLY TRINITY
GREEK
ORTHODOX
CATHEDRAL
OF
CHARLOTTE, NC
600 EAST BLVD.
CHARLOTTE, NC 28203

RENOVATIONS
TO IMPROVE
ACCESSIBILITY
TO THE
CATHEDRAL

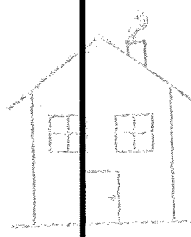
PARTIAL
WALL
SECTION

Drawn By
CNV
Issue Date: October 26, 2015
Drawing File Name
1412_A3-1.1_Wall Sections.dwg
Revisions
No. 1 Date 2-12-16
No. Date
No. Date
No. Date
No. Date

Project Number
2114
Building
Sheet Of
A3-25



9 PARTIAL WALL SECTION
3/4"=1'-0"

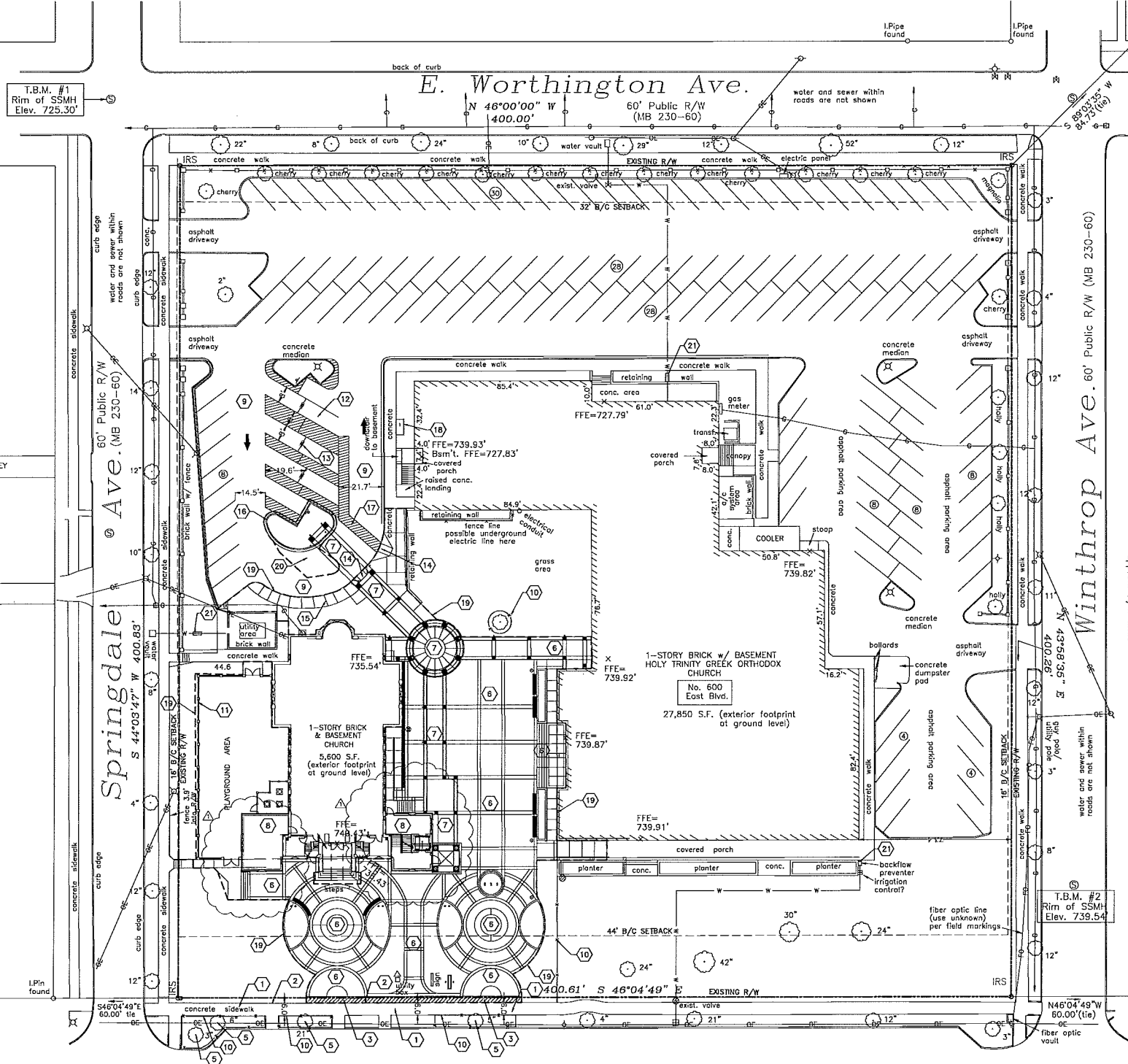


APPROVED

Charlotte
Historic District
Commission

Certificate of Appropriateness

2015-134 (A)



SITE SUMMARY:

OWNER: HOLY TRINITY GREEK ORTHODOX CHURCH
600 EAST BLVD
CHARLOTTE NC 28203
SITE ADDRESS: 600 EAST BOULEVARD
PROJECT IS WITHIN CHARLOTTE CITY LIMITS
SITE ACREAGE: 3.6809 ACRES (160,340 SQ. FT.)
ZONING: R-5 WITH PEDESTRIAN BUSINESS OVERLAY DISTRICT
(EAST BLVD. PEDSCAPE PLAN, SECTION 1)
ZONING PETITION: N/A
TAX ID: 12108401
EXISTING LAND USE: RELIGIOUS INSTITUTION
PROPOSED USE: NO CHANGE IN USE
CONSTRUCTION TIMETABLE: ESTIMATED COMPLETION NOVEMBER 2016

REQUIRED SETBACKS AND YARDS:

SETBACK (EAST BLVD): 44 FT. FROM BACK OF CURB PER PEDSCAPE PLAN
SETBACK (E. WORTHINGTON): 32 FT. FROM BACK OF CURB
SETBACK (SPRINGDALE AVE): 16 FT. BACK OF CURB (1/2 OF SETBACK PER SECTION 12.102(B))
SETBACK (WINTHROP AVE): 16 FT. BACK OF CURB (1/2 OF SETBACK PER SECTION 12.102(B))

IMPERVIOUS AREA SUMMARY

NEW BUILT UPON IMPERVIOUS SURFACE ADDED: 3,431 SQ. FT. BUA
EXISTING BUILT UPON IMPERVIOUS SURFACE PERMANENTLY REMOVED: 2,118 SQ. FT. BUA
NET NEW BUILT UPON IMPERVIOUS SURFACE ADDED: (3,431 - 2,118) = 1,313 SQ. FT.
TOTAL DISTURBED AREA = 25,347 SQ. FT. = 0.58 ACRE

TOTAL DISTURBED AREA IS LESS THAN 1 ACRE AND RENOVATION CUMULATIVELY CREATES LESS THAN 20,000 SQ. FT. BUA

HISTORIC DISTRICT STATUS (DILWORTH)

CERTIFICATE OF APPROPRIATENESS # 2015-134, APPROVED BY HISTORIC DISTRICT COMMISSION ON JULY 10, 2015

SITE PLAN KEYED NOTES

- EXISTING 6' WIDE PUBLIC SIDEWALK ALONG EAST BOULEVARD TO REMAIN
- SAW CUT AND REMOVE EXISTING CONCRETE PAVEMENT, MAINTAINING 6' WIDTH FOR EXISTING SIDEWALK
- NEW CONCRETE SIDEWALK STRIP (SHOWN HATCHED) TO THE NEW PLAZA PAVEMENT TO PUBLIC SIDEWALK SEE DETAIL, SHEET C3.1.
- NOT USED
- EXISTING TREES TO REMAIN. PROVIDE PROTECTION DURING DEMOLITION AND CONSTRUCTION. SEE NOTE 10.
- PLAZA RENOVATION HARDSCAPE. SEE PLAZA PLAN, SHEET A1-6.1
- CANOPY STRUCTURE AND PLAZA RENOVATION HARDSCAPE, SEE ARCHITECTURAL.
- NEW BUILDING ADDITION, SEE ARCHITECTURAL PLANS.
- EXISTING ASPHALT PAVEMENT TO REMAIN
- PROTECT EXISTING TREES WITH TREE PROTECTION FENCE. SEE DETAIL, SHEET C3.2.
- NEW PLAYGROUND FENCE. SEE ARCHITECTURAL PLANS.
- RE-STRIPE EXISTING PARKING AREA FOR 7 NEW ACCESSIBLE SPACES, 4 OF WHICH ARE VAN ACCESSIBLE.
- ACCESSIBLE PARKING SIGNAGE FOR 3 REGULAR AND 4 VAN ACCESSIBLE SPACES, SEE DETAIL SHEET C3.1
- NEW DEPRESSED ACCESSIBLE CURB RAMP AT ACCESSIBLE PARKING, SEE DETAIL SHEET C3.2
- NEW 6' WIDE MONOLITHIC CONCRETE SIDEWALK/CURB.
- NEW 1'-6" CONC. CURB AND GUTTER FOR NEW PARKING ISLAND. SEE DETAIL, SHEET C3.1.
- NEW 5' WIDE PAINTED CROSSWALK, TYP.
- SHORT TERM BIKE PARKING FOR 2 BIKES, INVERTED U-RACK W/4" CONC. PAD, SEE DETAIL, SHEET C3.2
- APPROXIMATE LIMIT OF DISTURBED AREA (HEAVY DASHED LINE), 0.58 AC
- NEW ASPHALT PAVEMENT TO REPLACE ISLAND TO BE REMOVED
- NEW BACKFLOW PREVENTER TO BRING SITE INTO COMPLIANCE. SEE UTILITY PLAN, SHEET C2.2.

PCCO SUMMARY	
Original Parcel ID Number(s):	12108401
Development Type	Commercial
Subject to PCCO? Y/N	No
IF NO, why?	Below RUA/Disurbance Thresholds
Capital Expenditures	
Disturbed Area (ac)	0.58
Site Area (ac)	3.6809
Total Impervious Area (ac)	0.441
Existing Built-upon Area (SF)	3,8809
Existing BUA to be removed (SF)	116,399
Existing BUA to remain (SF)	113,311
Proposed New BUA (SF)	3,431
Proposed to BUA	13
Density (High / Low)	HIGH
Total Impervious Area (SF)	116,712
Development or Redevelopment?	Redevelopment
Natural Area Preserved (ac)	N/A
Natural Area Protected, Total (ac)	N/A
Unimproved / Total Natural Area Preserved (ac)	N/A
Total Stream Buffer Protected on site (ac)	N/A
Transit Station Area? Y/N	N
Development of Hazardous Waste? Y/N	N
Utilization Type (if applicable)	N/A
Natural Area mitigation? Y/N	N
Buffer Mitigation? Y/N	N
Total Phosphorus Mitigation? Y/N	N

GENERAL SITE NOTES

A. BOUNDARY AND TOPOGRAPHIC SURVEY DATA PROVIDED BY:

AD ZOUZELLE SURVEYORS
1418 EAST FIFTH STREET
CHARLOTTE, NC 28204
PHONE: (704) 372-9444

- B. ALL CONCRETE SIDEWALKS SHALL BE FULL 4" THICK 3600 PSI CONCRETE WITH 1" DEEP GROOVE CONTROL JOINTS. PROVIDE EXPANSION JOINTS ADJACENT TO ALL R.O.D. STRUCTURES. EXPANSION JOINT SPACING SHALL NOT EXCEED 30'.
- C. ALL DIMENSIONS ARE TO FACE OF CURB UNLESS OTHERWISE NOTED.
- D. CONTRACTOR SHALL COORDINATE WITH THE PROPER UTILITY COMPANIES AND GOVERNMENT AGENCIES PRIOR TO COMMENCEMENT OF WORK.
- E. ALL DISTANCES AND DATA SHALL BE CHECKED BY THE CONTRACTOR PRIOR TO THE START OF CONSTRUCTION. IN CASE OF CONFLICT, THE ENGINEER SHALL BE NOTIFIED IMMEDIATELY SO THAT CLARIFICATIONS MAY BE MADE PRIOR TO THE START OF CONSTRUCTION.
- F. THE PROPOSED GRADES AS SHOWN ARE THE FINISH GRADES UNLESS OTHERWISE INDICATED.
- G. THE CONTRACTOR SHALL SUPPLY AND ESTABLISH SURVEY CONTROL, INCLUDING THE HORIZONTAL AND VERTICAL CONTROL POINTS. THE CONTRACTOR SHALL MAINTAIN THIS CONTROL AND PROVIDE ALL BENCHMARKS, STAKES, GRADES, LEVELS, AND LINES NECESSARY FOR CONSTRUCTION.
- H. SEE ARCHITECTURAL AND PLUMBING PLANS FOR EXACT LOCATION AND SIZE OF WATER, SEWER, AND ROOF DOWNSPOUTS.
- I. SEE ARCHITECTURAL PLAN FOR BUILDING DIMENSIONS.
- J. ALL DRAINAGE FACILITIES, CURB CUTS, AND CURB RAMPS MUST BE CONSTRUCTED IN COMPLIANCE WITH THE CHARLOTTE-WEEKLENSBURG LAND DEVELOPMENT STANDARDS MANUAL AND COORDINATED WITH ENGINEERING AND PROPERTY MANAGEMENT.
- K. ALL ON-SITE UTILITIES SHALL BE UNDERGROUND.
- L. ALL SIGNAGE WILL BE PERMITTED SEPARATELY.
- M. NOT USED
- N. ANY FENCE OR WALL CONSTRUCTED ALONG OR ADJACENT TO A SIDEWALK OR STREET R/W REQUIRES A CERTIFICATE ISSUED BY CDD.

East Boulevard

CLASS III MAJOR THOROUGHFARE

100' Public R/W
(MB 230 Pg. 60)

-Non-standard items (ie: pavers, irrigation systems, etc.) in the right-of-way require a Right-of-Way Encroachment Agreement with the Charlotte Department of Transportation/North Carolina Department of Transportation before installation. For City of Charlotte maintained streets, contact CDDOT at (704) 336-3888.

-Any work within the City's R/W that requires closure of the sidewalk or travel lane for less than 30 days requires a R/W use permit. Traffic control plans for any sidewalk or travel lane closures must be submitted as part of the R/W use permit request. Traffic control plans must be in accordance with CDDOT's Work Area Traffic Control Handbook (WATCH) and must be reviewed and approved. Contractor shall contact CDDOT at least 5 business days in advance of beginning of work at (704) 432-2562.

-Construction staging within City R/W lasting more than 30 days requires a R/W Lease agreement. Contractor shall contact CDDOT at (704) 336-2562.

-Right-of-way closures longer than 30 days require a R/W Lease agreement which will include the submittal of a traffic control plan. Traffic control plans required through a lease agreement may be different from the one required during the Land Development plan review and are subject to revisions. The revised traffic control plans must be submitted as part of the lease agreement process for approval prior to start of R/W closures. Contractor shall contact CDDOT at (704) 336-2562.



Know what's below.
Call before you dig.

DIAL 811 OR 1-888-632-4949
WWW.811NC.ORG

CONTRACTOR IS FULLY RESPONSIBLE FOR CONTRACTING APPROPRIATE PARTIES AND ASSURED THAT EXISTING UTILITIES ARE LOCATED PRIOR TO CONSTRUCTION.



SCALE: 1" = 30'

☐ PRELIMINARY NOT FOR CONSTRUCTION

☐ ISSUED FOR BIDDING

☒ ISSUED FOR PERMIT

☒ ISSUED FOR CONSTRUCTION

1 ON 1
ONE on ONE
DESIGN, Ltd.
"a division of one"

2719 LILLY MILL RD.
CHARLOTTE, NC 28210
phone: 704 643-8697
fax: 704 643-8621
email:
clt@oneononedesign.com

GEOSCience GROUP

500-K Clinton Road
Charlotte, NC 28217
Phone: 704.525.2003
Fax: 704.525.2051
www.geosciencegroup.com
N.C. FIRM LICENSE # 05555(D-0)
N.C. FIRM LICENSE # C-275(LA)

HOLY TRINITY
GREEK
ORTHODOX
CATHEDRAL
OF
CHARLOTTE, NC

600 EAST BLVD.
CHARLOTTE, NC 28203

RENOVATIONS
TO IMPROVE
ACCESSIBILITY
TO THE
CATHEDRAL

OVERALL
SITE PLAN

Drawn By
KMc

Issue Date: October 26, 2015
Drawing File Name

Revisions
No. Date Description
1 10/26/15 Basement slab

Project Number

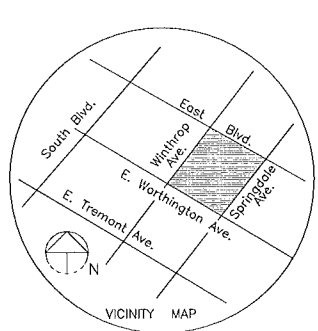
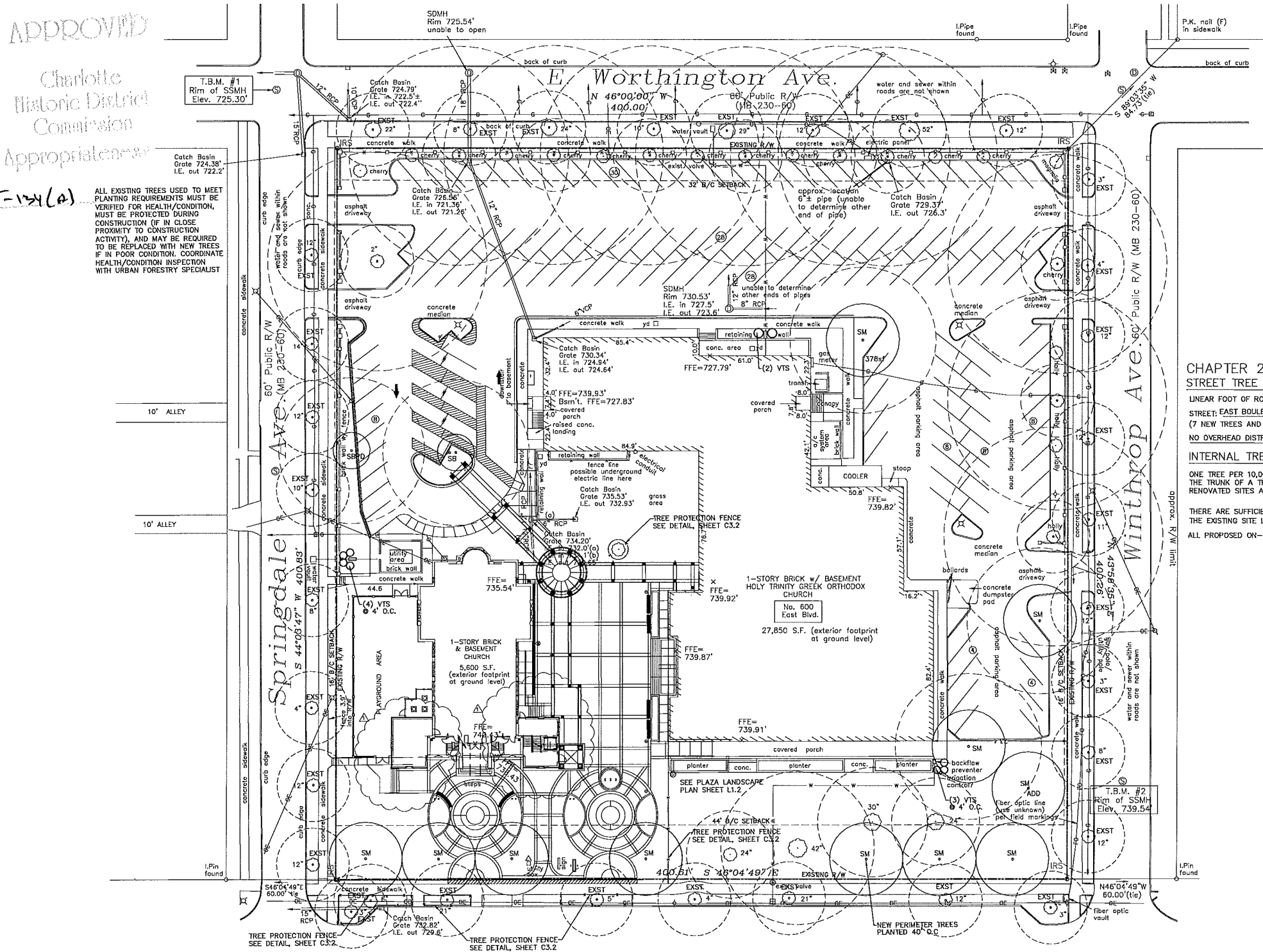

2114

Building

Sheet

Of

C1.1



CHAPTER 21 CITY TREE ORDINANCE CODE SUMMARY
STREET TREE REQUIREMENTS:
LINEAR FOOT OF ROAD FRONTAGE ALONG MAINTAINED RIGHT OF WAY INCLUDING DRIVEWAYS.
STREET: EAST BOULEVARD / 400 FT. = 10 TREES REQUIRED/ 10 TREES PROVIDED
(7 NEW TREES AND 2 EXISTING TREES ALONG EAST BLVD. FRONTAGE, 1 ADD. TREE NEAR WINTHROP AVE)
NO OVERHEAD DISTRIBUTION POWER LINES EXIST ALONG EAST BLVD, SO LARGE MATURING TREES ARE ALLOWED.

INTERNAL TREE REQUIREMENTS:
ONE TREE PER 10,000 SQ. FT. OF IMPERVIOUS AREA. ALL PARKING SPACES MUST BE WITHIN 40 FT. OF THE TRUNK OF A TREE. MINIMUM LANDSCAPE AREA AS A PERCENTAGE OF ENTIRE SITE IS 5% FOR RENOVATED SITES AND 10% FOR NEW SITES.

THERE ARE SUFFICIENT EXISTING TREES TO MEET THE 1 PER 10,000 SQ. FT. IMPERVIOUS REQUIREMENT. THE EXISTING SITE LANDSCAPE AREA IS AT LEAST 5% OF THE OVERALL SITE AREA.

ALL PROPOSED ON-SITE UTILITIES SHALL BE BELOW GROUND.

Charlotte Urban Forestry - Tree Planting and Preservation Requirements
16/22/2014

Plant Material

- Minimum tree size at planting is 2" caliper and 8' tall for single-stem trees. All multi-stem plants must be tree form, maximum 3 to 5 trunks, and minimum 8' tall. Where 3" single-stem caliper trees are specified/required the minimum height shall be 10' tall. If multi-stem trees are specified then they shall be a minimum of 12' tall.
- All new trees must have straight trunks with strong central leaders intact to the top of the crown unless multi-stem trees are specified. All required trees shall be typical of their species and variety, have normal growth habits, have well-developed branches, be vigorous and have fibrous root systems. Trees with co-dominant branching will NOT be accepted. Trees that have been sheared, topped or cut back to multiply the branching structure will NOT be accepted. Trees shall be free of abrasions, damage, disease, pests and cracks. All pruning cuts greater than 1/4 inch diameter shall have callus tissue formed prior to planting. No pruning cut on the trunk shall be more than one-half the diameter of the central leader at the height where the cut was made. Root flares shall be located at grade. Trees with more than 2" of soil covering the root ball/flare from will NOT be accepted (CLDS 40.09).
- Size of required plants, spread of roots and size of balls shall be in accordance with ANSI Z603.1 (latest edition) as published by the American Nursery & Landscape Association, except where specified/authorized by Urban Forestry.
- All required trees of a particular species and variety shall be uniform in size and configuration.
- Perimeter trees in urban zones shall be 3" in caliper and be free of branches up to 6' from the top of the ball.
- A minimum of 50% of new trees must be native species, and sites with more than 20 trees required will have to install multiple (3 or more) species pursuant to the Tree Ordinance Guidelines.
- 75% of required trees must be large mature species except in situations with overhead power line conflicts.

Planting Requirements

- See CLDS 40.01 (on plan) for detailed tree planting requirements.
- Plastic hose parts will NOT be accepted for tree staking. See CLDS 40.01 for approved staking methods/materials.
- All staking, and top 1/3 of wire basket and burlap must be cut away and removed from root ball when planting.
- For new planting areas, remove all pavement, gravel sub-base and construction debris; remove compacted soil and add 24" new topsoil, or till and amend the top 24" of existing soil to meet topsoil/grading mix standards for trees (within entire minimum area of 274 square feet per large mature tree and 200 square feet per small mature tree).
- Review soil requirements in the Tree Ordinance Guidelines at: <http://landpermits.charmeck.org> then click Trees.

Utility Issues

- Large maturing trees may not be planted within 25' of overhead power distribution or transmission lines. If trees conflict with power lines or signs, call Urban Forestry to resolve BEFORE planting.
- Adjust tree planting locations to avoid underground utilities. Plant 15' from all underground utilities.
- No light poles, utility poles or transformers can be installed in tree islands.
- Commercial scale lighting (> 15' in height) must be a minimum distance of 30' from a tree. Pedestrian scale lighting (< 15' in height) must be a minimum distance of 15' from a tree. Show site lighting on landscape plan.

Tree Save and Preservation

- Tree protection must be installed and verified by Urban Forestry prior to starting ANY construction activity.
- Show tree protection and tree save areas on erosion control, grading and landscape plan sheets.
- Commercial tree save areas must be recorded on a final plat with the Mecklenburg County Register of Deeds before Urban Forestry holds can be released. A 10' no build zone around tree save areas must be referenced on the plat.
- The area of any easements (water, sewer, utility, etc.) can NOT be counted toward the tree save requirement.
- Any alterations to tree save areas must be accomplished without mechanized equipment.
- Ground cover in tree save areas must be an organic material such as native forest floor leaf litter, mulch or pine straw.
- No structure will be allowed within 10' of tree save areas unless approved by Urban Forestry.
- All trees on public property are protected and removal must be permitted by the city arborist (704)335-4262.

General

- Call (704) 336-3622 for an inspection of tree protection/grading areas, a minimum of 5 days before a CO is needed.
- Visit City of Charlotte's Land Development website for additional information and urban forestry requirements: <http://landpermits.charmeck.org> then click Trees.

REFER TO CHARLOTTE MECKLENBURG LAND DEVELOPMENT STANDARDS MANUAL DETAIL 40.01 (TREE PLANTING) AND 40.09 (ROOT DEPTH) FOR PLANTING STANDARDS. SEE DETAIL SHEET C3.2 AND SHEET C3.1, RESPECTIVELY.

Planting Area Requirements and Recommendations (Continued)

Topsoil/Planting Mix—Minimum Requirements:
Where pavement cuts on renovated sites are required and/or where new planting strips or islands are required, all pavement, construction debris and gravel sub-base must be removed before preparing soil and planting trees. Existing compacted soil must be removed and replaced with 24" of topsoil/grading mix - on existing soil may be uncompacted to a depth of 24" and amended to meet topsoil standards for the entire planting area.

Soil in all planting strips or islands, whether existing or new (on new or renovated sites), must meet the minimum topsoil/grading mix specifications. Soil amendments or fresh topsoil/grading mix are often needed for planting areas at sites where original topsoil is of poor quality, heavily compacted or where topsoil has been completely removed during grading.

Topsoil/grading mix should be natural, fertile, agricultural soil capable of sustaining vigorous plant growth. It should be uniform composition throughout, with admixture of subsoil. It should be free of stones, lumps, live plants and their roots, sticks and other extraneous matter. Topsoil should not be used while in a frozen or muddy condition.

Topsoil/grading mix shall have an acidity range of pH 5.5-7.0 and the following composition:
Clay (red clay, well pulverized) Minimum 10%; maximum 35%
Compost*/organic Minimum 5%; maximum 10%
SB Minimum 30%; maximum 50%
Course sand (free of rocks, 0.5 to 1.0 mm f) Minimum 30%; maximum 45%

* Organic material such as sawdust or leaf mold that has completed the decomposition process

Recommendations:
All planting areas should be tested for proper drainage. Drainage should be corrected as necessary to insure proper tree growth and survival. The following level of nutrient elements is recommended for proper growth:
Nitrogen 5 - 30%
Magnesium 10 - 30%
Potassium 5 - 8%

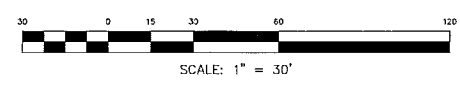
East Boulevard

CLASS III MAJOR THOROUGHFARE

PLANTING SCHEDULE

** QUANTITIES ARE FOR CONVENIENCE ONLY, CONTRACTOR IS RESPONSIBLE FOR ACTUAL PLANT MATERIAL SHOWN ON PLANS.						
SYM.	QTY.	BOTANICAL NAME	COMMON NAME	ROOT/CONTAINER	HEIGHT/SIZE	COMMENTS
SM	11	ACER SACCHARUM X BARBATUM 'SANDERSVILLE'	'HARVEST MOON' SUGAR MAPLE	B & B	2.5"-3" CAL. MIN. 8'	SOURCE: BOLD SPRING NYS
EXST		EXISTING STREET TREE TO REMAIN	EXISTING STREET TREE TO REMAIN			
SB	1	AMELANCHER X GRANDIFLORA 'AUTUMN BRILLIANCE'	'AUTUMN BRILLIANCE' SERVICEBERRY	B & B	2.5"-3" CAL. MIN. 8'	
SBPD	1	AMELANCHER X GRANDIFLORA 'PRINCESS DIANA'	'PRINCESS DIANA' SERVICEBERRY	B & B	2.5"-3" CAL. MIN. 8'	
VTS	9	VIBURNUM TINUS 'SPIRIT'	'SPIRIT' VIBURNUM	MIN. 3 GAL. CONT.	MIN. 24" TALL	

LANDSCAPE CONTRACTOR MUST PROVIDE BILL OF SALE OR NURSERY DOCUMENTATION FOR ALL PLANTS SOURCED FOR THIS PROJECT AS A REQUIRED SUBMITTAL TO VERIFY THAT THE PLANTS USED IN THIS PLANTING ARE TRUE TO THE SPECIES, SIZE AND CULTIVAR/SELECTION SPECIFIED. ANY TREE OR PLANT FOUND TO BE OTHER THAN THE SPECIFIC CULTIVAR/SELECTION SPECIFIED SHALL BE REMOVED AND REPLACED WITH THE CORRECT CULTIVAR/SELECTION AT THE CONTRACTOR'S EXPENSE.



- ☐ PRELIMINARY NOT FOR CONSTRUCTION
- ☐ ISSUED FOR BIDDING
- ☒ ISSUED FOR PERMIT
- ☒ ISSUED FOR CONSTRUCTION

1 ON 1
ONE on ONE DESIGN, Ltd.
"a division of one"
2719 LILLY MILL RD.
CHARLOTTE, NC 28210
phone: 704 643-8697
fax: 704 643-8621
email: clcvretos@carolina.rr.com

GEOSCIENCE GROUP
500-K Clanton Road
Charlotte, NC 28217
Phone: 704.525.2003
Fax: 704.525.2051
www.geosciencegroup.com
NC FIRM LICENSE F-6585(DX)
NC FIRM LICENSE C-2750(LA)

HOLY TRINITY GREEK ORTHODOX CATHEDRAL OF CHARLOTTE, NC
600 EAST BLVD.
CHARLOTTE, NC 28203

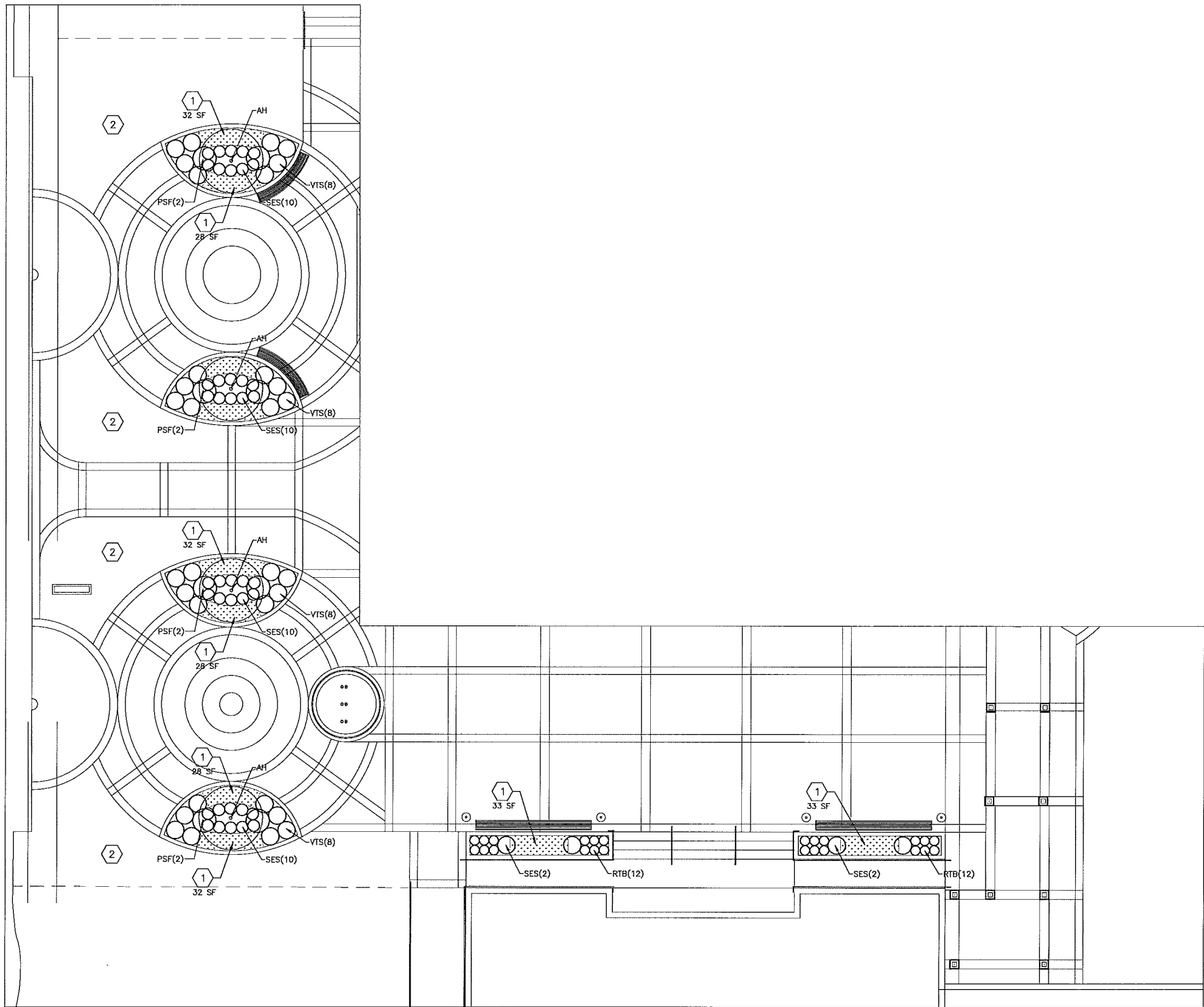
RENOVATIONS TO IMPROVE ACCESSIBILITY TO THE CATHEDRAL

TREE ORDINANCE COMPLIANCE PLAN

Drawn By: KMc
Issue Date: October 26, 2015
Drawing File Name:

Revisions
No. 1 Date 2/12/16 Basement slabs
No. 2 Date
No. 3 Date
No. 4 Date
No. 5 Date

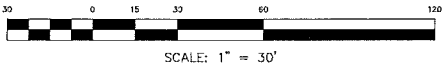
Project Number: **2114**
Building:
Sheet: **L1.1**



PLANTING SCHEDULE					
** QUANTITIES ARE FOR CONVENIENCE ONLY. CONTRACTOR IS RESPONSIBLE FOR ACTUAL PLANT MATERIAL SHOWN ON PLANS.					
SYM.	QTY.	BOTANICAL NAME	COMMON NAME	ROOT/CONTAINER	HEIGHT/SIZE
AH	4	ILEX OPACA 'SATYR HILL'	'SATYR HILL' AMERICAN HOLLY	B & B	8'-10' MIN
VTS	32	VIBURNUM THUS 'SPIRIT'	'SPIRIT' VIBURNUM	3 GAL CONT.	
PSF	8	PUNICA GRANATUM 'STATE FAIR'	'STATE FAIR' DWARF POMEGRANATE	3 GAL CONT.	
SES	40	SMALL EVERGREEN SHRUB (TBD)	SMALL EVERGREEN SHRUB (TBD)	3 GAL CONT.	
RTB	24	ROSMARINUS OFFICINALIS 'TUSCAN BLUE'	'TUSCAN BLUE' ROSEMARY	3 GAL CONT.	
					FTG DENSE SPECIMENS

- HERBACEOUS PLANTING TO BE SEASONALLY MANAGED FOR YEAR ROUND COLOR
- 1 SEASONAL HERBACEOUS PLANTING BED, AREA AS INDICATED IN SQUARE FEET (SF). BED PLANTING SHALL BE A MIX OF READILY AVAILABLE PERENNIAL AND ANNUAL HERBACEOUS PLANTS SELECTED FOR LONG BLOOM TIME OVER 3 SEASONS, 1 GALLON CONTAINERS @ 12" O.C. PLANT SPECIES AND SELECTION/CULTIVAR SHALL BE FROM A LIST PROVIDED BY THE LANDSCAPE ARCHITECT OR SHALL BE PRE-APPROVED BY THE LANDSCAPE ARCHITECT IF NOT ON THE LIST. VARY THE PLANT COMBINATIONS IN EACH BED USING COMPLEMENTARY COLORS.
- 2 INDICATES TURF AREAS TO RECEIVE SOD. ALL TURF AREAS SHALL BE 'GEO' ZOYSIA (OR APPROVED EQUIVALENT) SOD INSTALLED OVER A SMOOTH AND LEVEL PREPARED PLANTING BED THAT HAS BEEN AMENDED WITH TOPSOIL.

- PLANTING NOTES:
- ALL PLANTS SHALL MEET OR EXCEED THE MINIMUM STANDARDS SET FORTH IN "THE AMERICAN STANDARDS FOR NURSERY STOCK" BY THE AMERICAN ASSOCIATION OF NURSERMEN, INC. WASHINGTON, D.C.
 - ALL PLANTS SHALL BE COMPACT, UNIFORM, AND WELL GROWN. PLANTS SHALL NOT BE LOOSE, OPEN PLANTS. THE CLIENT'S LANDSCAPE ARCHITECT RESERVES THE RIGHT TO REJECT ANY AND ALL MATERIALS WHICH DO NOT MEET THESE REQUIREMENTS.
 - ALL PLANTING BEDS SHALL BE MULCHED WITH 3" THICK COMPOSTED/MULLED PINE BARK.
 - ALL PLANTS SHALL BE FREE FROM DISEASE, INSECT INFESTATIONS, AND INJURIES.
 - ALL PLANT BEDS SHALL HAVE A 4" V-CUT TRENCH INSTALLED AT THE PERIMETER OF THE BED.
 - CONTRACTOR MUST PROVIDE A ONE YEAR WRITTEN GUARANTEE FOR ALL PLANT MATERIALS FROM THE DATE OF FINAL ACCEPTANCE BY THE LANDSCAPE ARCHITECT.
 - THE SPECIES, VARIETIES, AND SIZE LISTED SHALL BE PROVIDED AS SPECIFIED. SUBSTITUTIONS WILL BE PERMITTED ONLY UPON WRITTEN APPLICATION BY THE CONTRACTOR TO THE LANDSCAPE ARCHITECT, AND WHEN APPROVAL BY SAID LANDSCAPE ARCHITECT IS IN WRITING.
 - SYMBOLS: B&B = BALLED AND BURLAPPED; O.C.=ON CENTER; GAL.=GALLON CONTAINER, M.S.=MULTI-STED; HT.=HEIGHT, CAL.=CALIPER.
 - THE LANDSCAPE CONTRACTOR IS RESPONSIBLE FOR PROVIDING ALL PLANTS ILLUSTRATED ON THE PLANTING PLAN. IF ANY DISCREPANCIES EXIST BETWEEN THE QUANTITIES LISTED ON THE PLANT LIST AND THE QUANTITIES SHOWN ON THE PLAN, THE CONTRACTOR SHALL PROVIDE ALL QUANTITIES ILLUSTRATED ON THE PLAN. IF ANY PLANTS ARE SHOWN NOT LABELED, THE CONTRACTOR SHALL VERIFY THE PLANT IDENTITY WITH THE LANDSCAPE ARCHITECT AND THESE PLANTINGS SHALL BE INCLUDED IN THE CONTRACTOR'S INITIAL BID.
 - SOIL AMENDMENTS SHALL BE UNIFORMLY SPREAD AND CULTIVATED THOROUGHLY BY A MECHANICAL TILLER INTO THE TOP 8" OF SOIL THROUGHOUT SHRUB BEDS.
 - THE LANDSCAPE CONTRACTOR SHALL NOTIFY THE LANDSCAPE ARCHITECT AND THE OWNER IN WRITING OF ALL SOIL CONDITIONS THE CONTRACTOR CONSIDERS DETRIMENTAL TO THE GROWTH OF PLANT MATERIALS. PROPER DRAINAGE MUST BE ASSURED.
 - FOR NEW PLANTING AREAS, REMOVE ALL PAVEMENT, GRAVEL SUB-BASE AND CONSTRUCTION DEBRIS BEFORE PREPARING SOIL AND PLANTING TREES.
 - NO TREE SHALL BE PLANTED ON A SLOPE GREATER THAN 3:1.
 - PROVIDE AND INSTALL PREPARED PLANTING BED FOR ALL AREAS SHOWN TO RECEIVE PLANTING. TOP 12" SHALL BE 25% COMPOSTED PINE BARK SOIL CONDITIONER AND 75% NATIVE TOPSOIL, THOROUGHLY MIXED (3" LAYER OF SOIL CONDITIONER ROTOTILLED TO MIX 12" DEEP). PREPARED SOIL SHALL BE FINE TEXTURED AND FRABLE AND RAVED TO CREATE A SMOOTH SURFACE. MULCH COMPLETED PLANTING BED W/ 3" THICK LAYER OF DOUBLE HAMMERED PINE BARK MULCH (THE USE OF PINE BARK NUGGETS IS NOT ALLOWABLE).
 - ALL TREES SHALL BE PLANTED IN ACCORDANCE WITH CMLD STANDARD 40.01, SEE DETAIL 40.01, SHEET C3.2.
 - LANDSCAPE CONTRACTOR MUST PROVIDE BILL OF SALE OR NURSERY DOCUMENTATION FOR ALL PLANTS SOURCED FOR THIS PROJECT AS A REQUIRED SUBMITTAL TO VERIFY THAT THE PLANTS USED IN THIS PLANTING ARE TRUE TO THE SPECIES, SIZE AND CULTIVAR/SELECTION SPECIFIED. ANY TREE OR PLANT FOUND TO BE OTHER THAN THE SPECIFIC CULTIVAR/SELECTION SPECIFIED SHALL BE REMOVED AND REPLACED WITH THE CORRECT CULTIVAR/SELECTION AT THE CONTRACTOR'S EXPENSE.



- ☐ PRELIMINARY NOT FOR CONSTRUCTION
- ☐ ISSUED FOR BIDDING
- ☒ ISSUED FOR PERMIT
- ☒ ISSUED FOR CONSTRUCTION

Drawing Status

1 ON 1

ONE on ONE DESIGN, Ltd.
"a division of one"
2719 LILLY MILL RD.
CHARLOTTE, NC 28210
phone: 704.643-8897
fax: 704.643-8821
email: cllc@oneonone.com



GEOSCIENCE GROUP
305 W. Canton Road
Charlotte, NC 28217
Phone: 704.525.2003
Fax: 704.525.2051
www.geosciencegroup.com
N.C. FIRM LICENSE: F-6585(EN)0
N.C. FIRM LICENSE: C-276(A)

HOLY TRINITY GREEK ORTHODOX CATHEDRAL OF CHARLOTTE, NC

600 EAST BLVD.
CHARLOTTE, NC 28203

Owner

RENOVATIONS TO IMPROVE ACCESSIBILITY TO THE CATHEDRAL

Project

PLAZA PLANTING PLAN

Sheet Title

Drawn By KMc
Issue Date: October 26, 2015
Drawing File Name

Revisions
No. Date
No. Date
No. Date
No. Date

Project Number 2114
Building

Sheet 1.2 Of